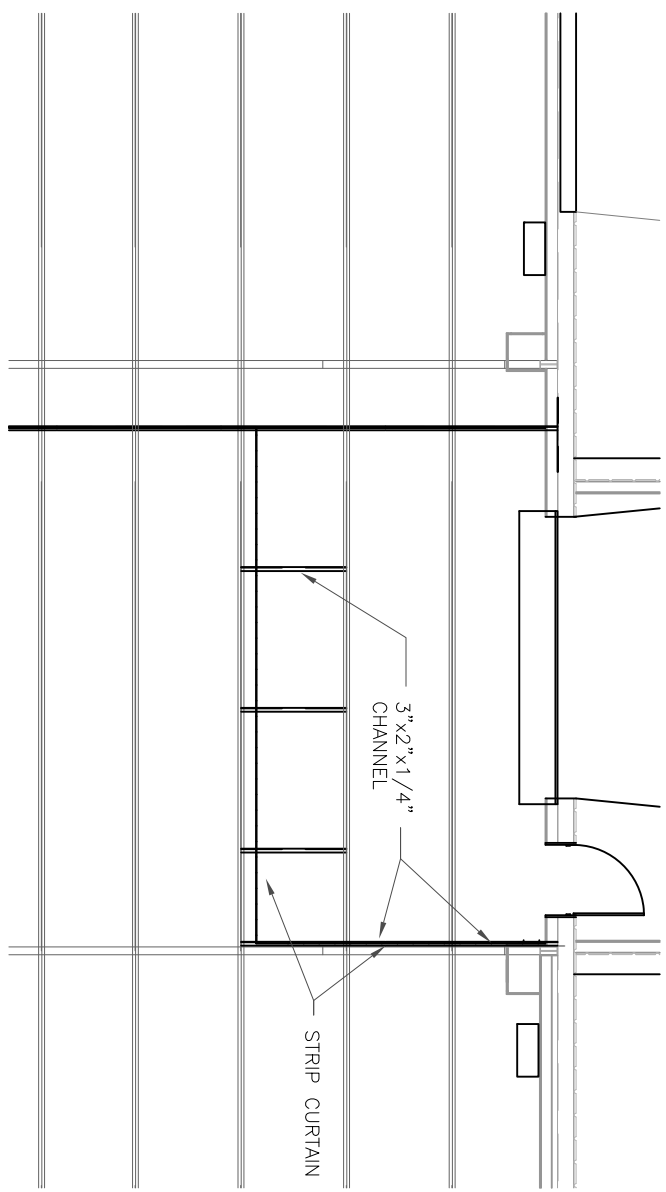
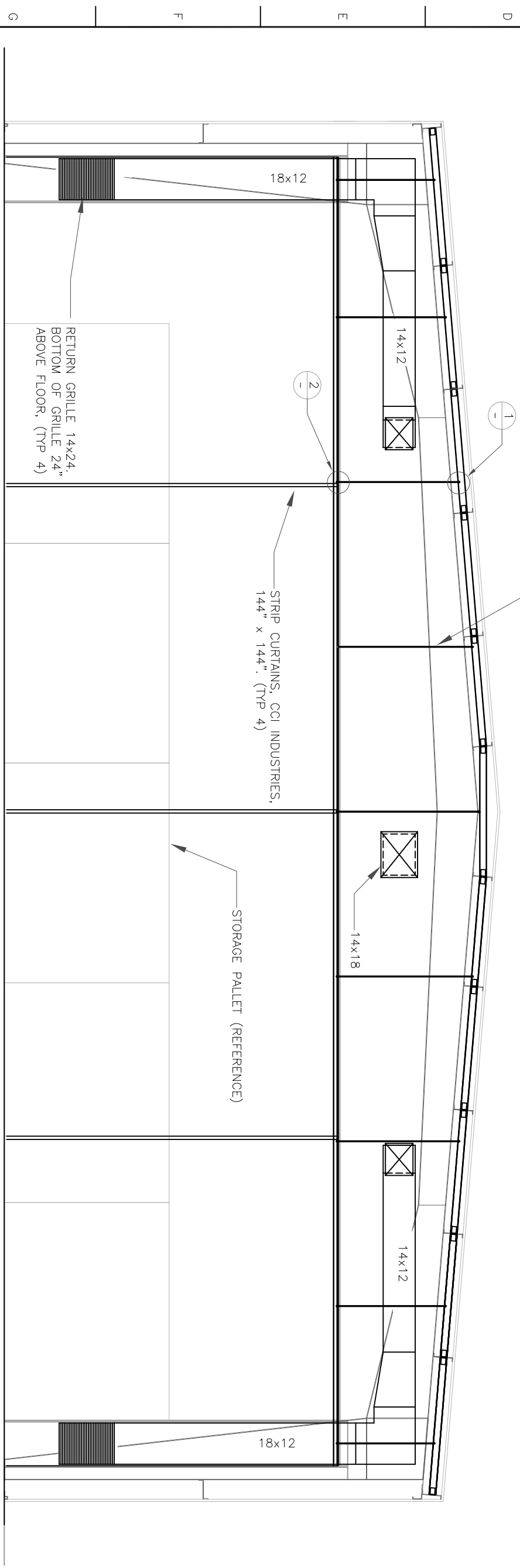


1
ROD SUPPORT
SCALE: 1/2" = 1'-0"
0' 1" 2"

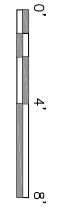
2
CURTAIN ATTACHMENT
SCALE: 1/2" = 1'-0"
0' 1" 2"



PARTIAL PLAN
SCALE: 1/4" = 1'-0"



B
HVAC SECTION
SCALE: 1/4" = 1'-0"



PRINTED BY: Gilbert Hibbs Office on 12/17/2008 5:13 PM


LIGO HANFORD OBSERVATORY
DRAWING: LIGO-D0810026-V1
HIBBS ENGINEERING, INC.
KENNEWICK, WASHINGTON

LHO WAREHOUSE
CURTAIN WALL &
HVAC SECTION, DETAILS

PROJECT NUMBER: 1023.010
CAD FILE: 0000A01.DWG

© 2008 Hibbs Engineering, Inc.

DRAWN BY: GLH
CHECKED BY:
DESIGN A/E DESIGN GM
HEI APPROVAL



12/16/2008 DATE OF ISSUE

REV No	DATE	BY	DESCRIPTION	APPROVED

DRAWING NUMBER
026
REV
M1