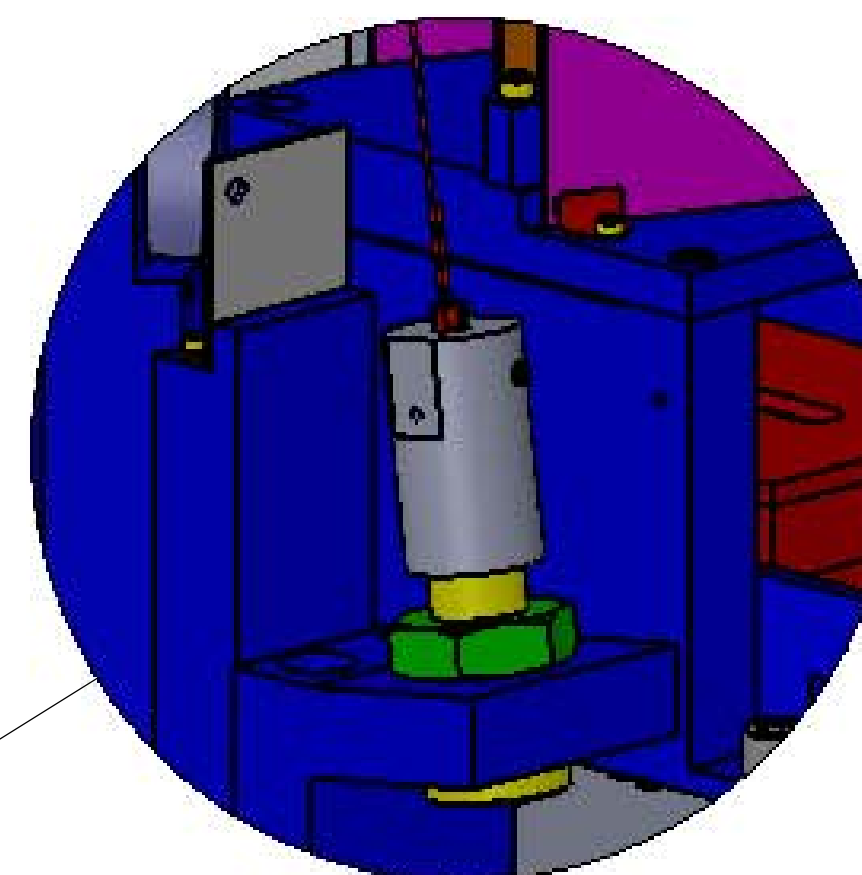
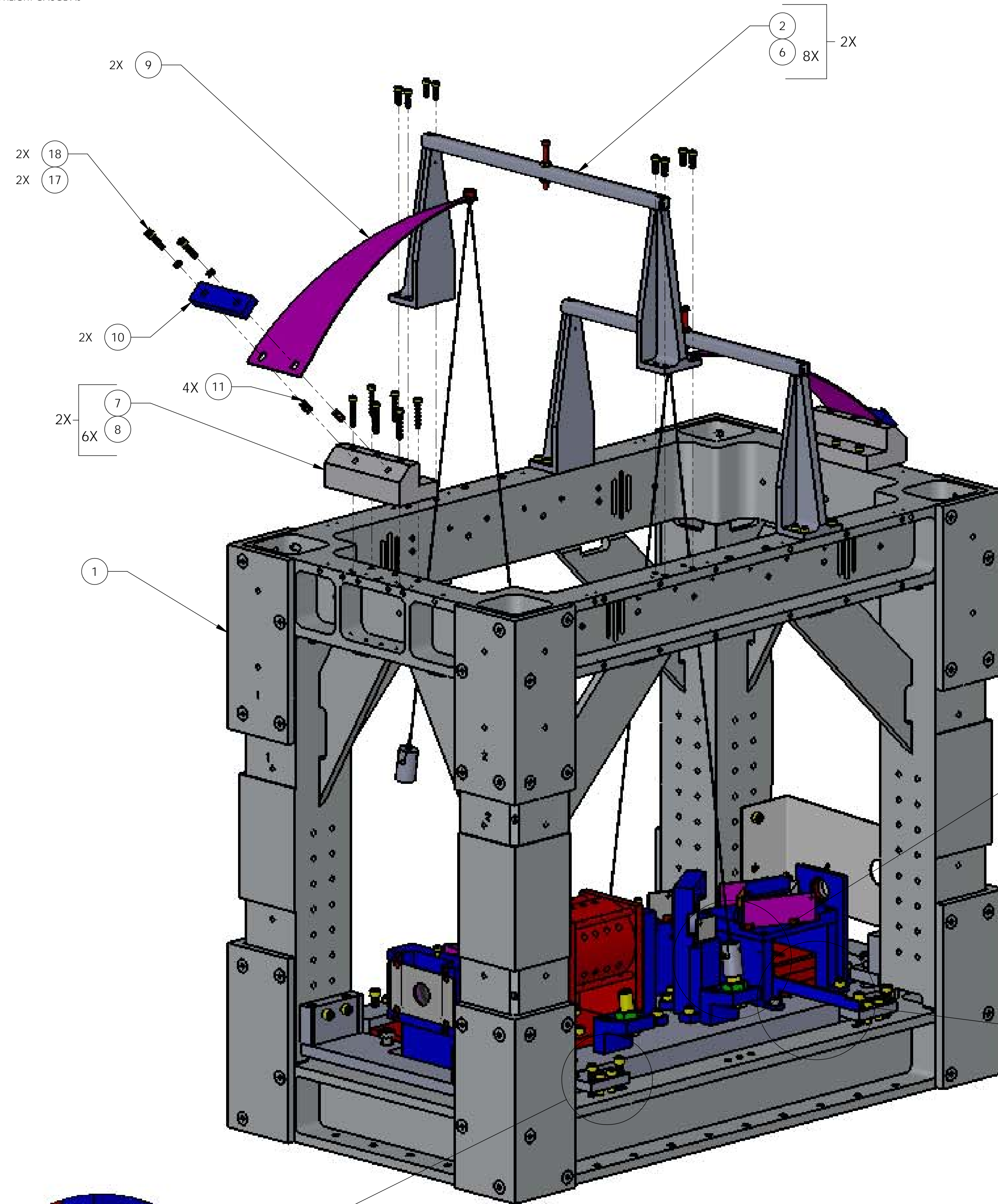


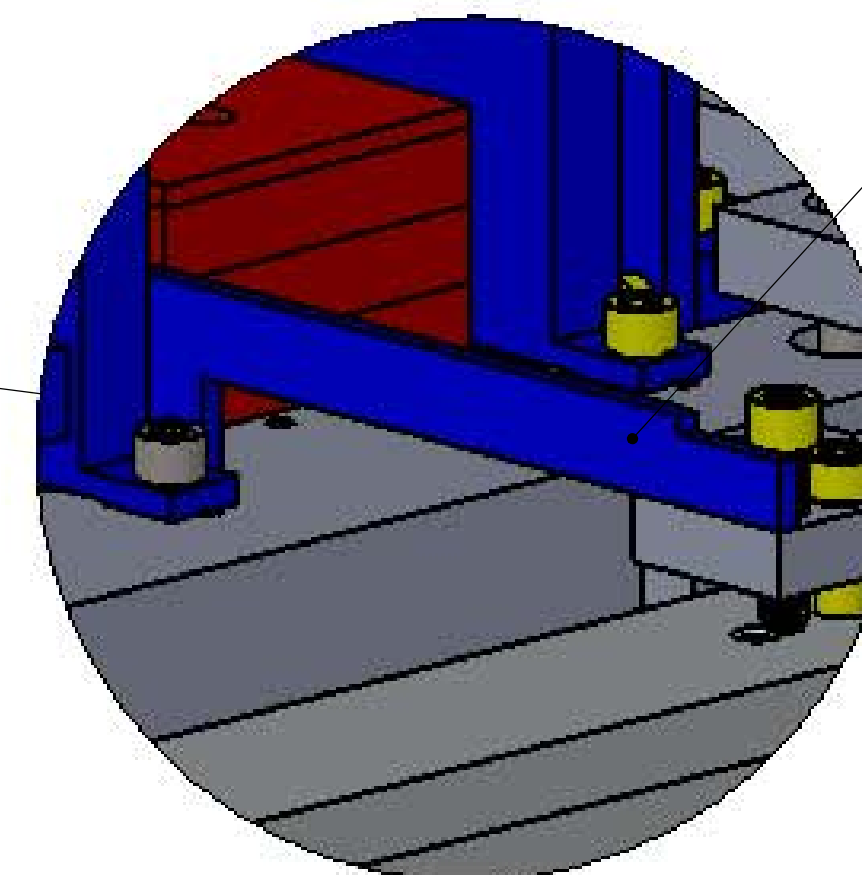
NOTES CONTINUED

- 5. ALL HELI-COIL INSERTS TO BE INSTALLED BY LIGO PERSONNEL, AFTER DELIVERY OF FINISHED PARTS, USE NITRONIC 60 THREADED INSERTS.
- 6. ALIGN DAMPER PLATE MOUNTING BRACKETS (2X D1200184, 1X D1200185, 1X D1200186) USING THE TOOLING D1201449 TABLE HEIGHT GAUGE AS SHOWN IN DETAIL "F".

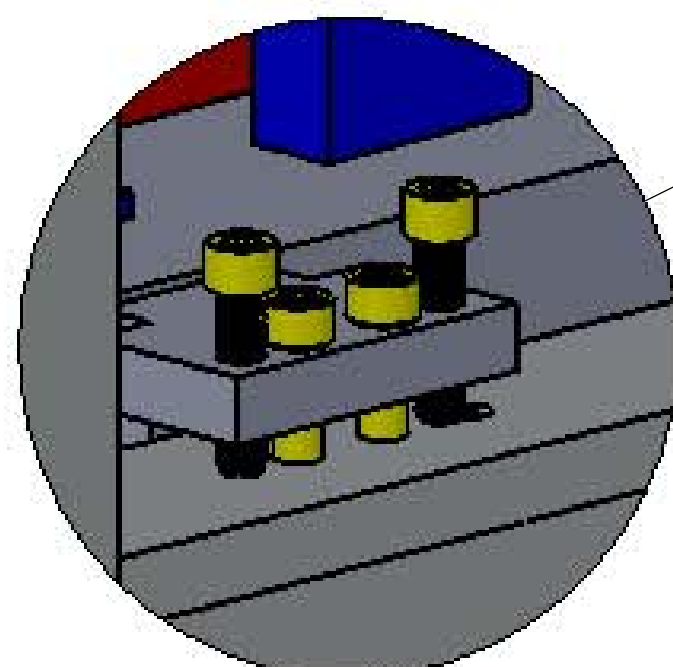
REV.	DATE	DCN #	DRAWING TREE #
v3	17 APR 2012	E1000563	
v4	04 FEB 2013	-	-
v5	13 APR 2013	E1300184	-



4X DETAIL A
SCALE 1 : 1



4X DETAIL F
SCALE 1 : 1



DETAIL E
SCALE 1 : 1

ITEM NO.	PART NUMBER	DESCRIPTION	MATERIAL	Def ault /RE Q	SPARE	TOTAL
18	C-2014	SCREW, SOC HD CAP, 1 4-20 X .875, VENTED, 18-8 SST		4	0	0
17	WFV-25	WASHER, 1/4 VENTED FLAT, .255 ID X .468 OD X .032 THK, 18-8 SST	300 SSSL	4	0	0
16	C-2006-N	SCREW, SHC, 1/4-20 x 3/8, 18-8 SST	300 SSSL	2	0	0
15	92200A542 McMASTER CARR OR EQ.	Screw, Soc Hd Cap, 1/4-20 UNC-2A X 1.00 L	300 SSSL	8	0	0
14	C-2020-N	SCREW, SHC, 1/4-20 x 1-1/4, 18-8 SST	300 SSSL	8	0	0
13	D090048	DAMPER HOLDER ASSEMBLY	--	1	0	0
12	D0900623	FARADAY ISOLATOR TABLE ASSY	--	1	0	0
11	1185-4EN500	#1/4-20 X .500 HELICOIL (Emhart P/N 1185-4EN500)	Nitronic 60	4	0	0
10	D0900566	UP BLADE CLAMP TOP	6061-T6 Al	2	0	0
9	D0900586	UPPER WIRE ASSEMBLY	N/A	2	0	0
8	C-816-N	SCREW, SOC HD CAP 8-32 x 1, 18-8 SST		12	0	0
7	D0901514	BLADE CLAMP PLATFORM	6061-T6 Al	2	0	0
6	C-808-N	SCREW, SHC, 8-32 x 1/2, MS16995-26,	300 SSSL	16	0	0
5	D0900170	EARTHQUAKE CROSSBAR ASSY	--	1	0	0
4	D1002256	EARTHQUAKE CROSSBAR_IN ASSY	--	1	0	0
3	D0902845	REFLECTION BAFFLE	A424 TYPE I, 18GA, SSSL	1	0	0
2	D0900579	BLADE GUARD ASSY	--	2	0	0
1	D0900655	STRUCTURAL WELDMENT ASSY, OMCS	N/A	1	0	0

NOTES AND TOLERANCES: (UNLESS OTHERWISE SPECIFIED)	
1. INTERPRET DRAWING PER ASME Y14.5-1994.	
2. REMOVE ALL SHARP EDGES, R.02 MIN.	
3. DO NOT SCALE FROM DRAWING.	
4. ALL MACHINING FLUIDS MUST BE FULLY SYNTHETIC, FULLY WATER SOLUBLE AND FREE OF SULFUR, SILICONE, AND CHLORINE.	
DIMENSIONS ARE IN	
TOLERANCES:	
.XX ±	
.XXX ±	
ANGULAR ± °	
MATERIAL	FINISH
--	-- μinch

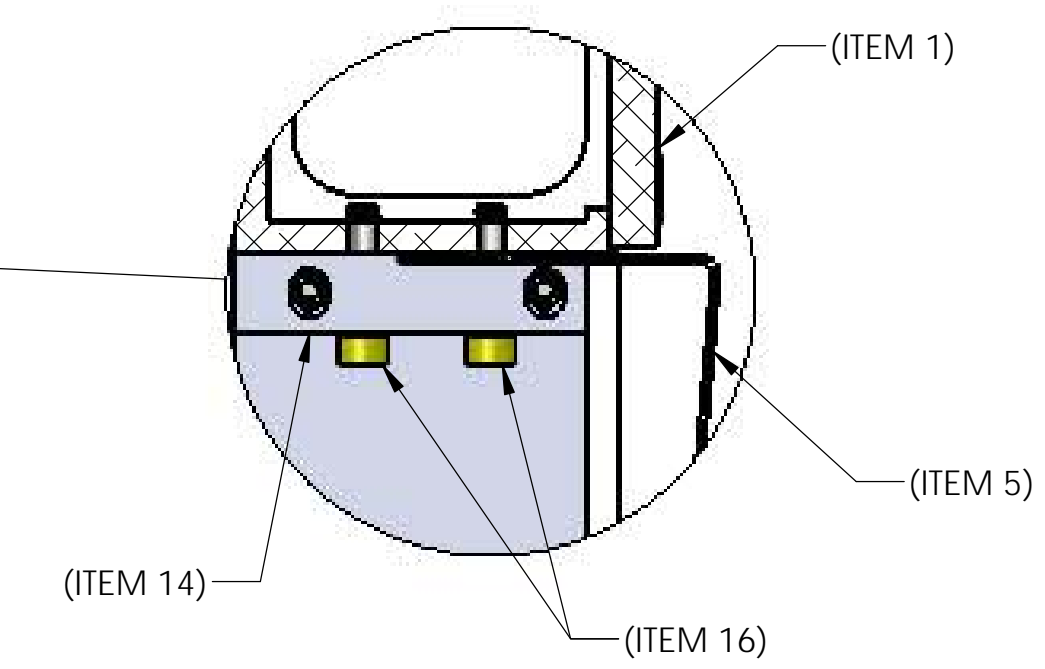
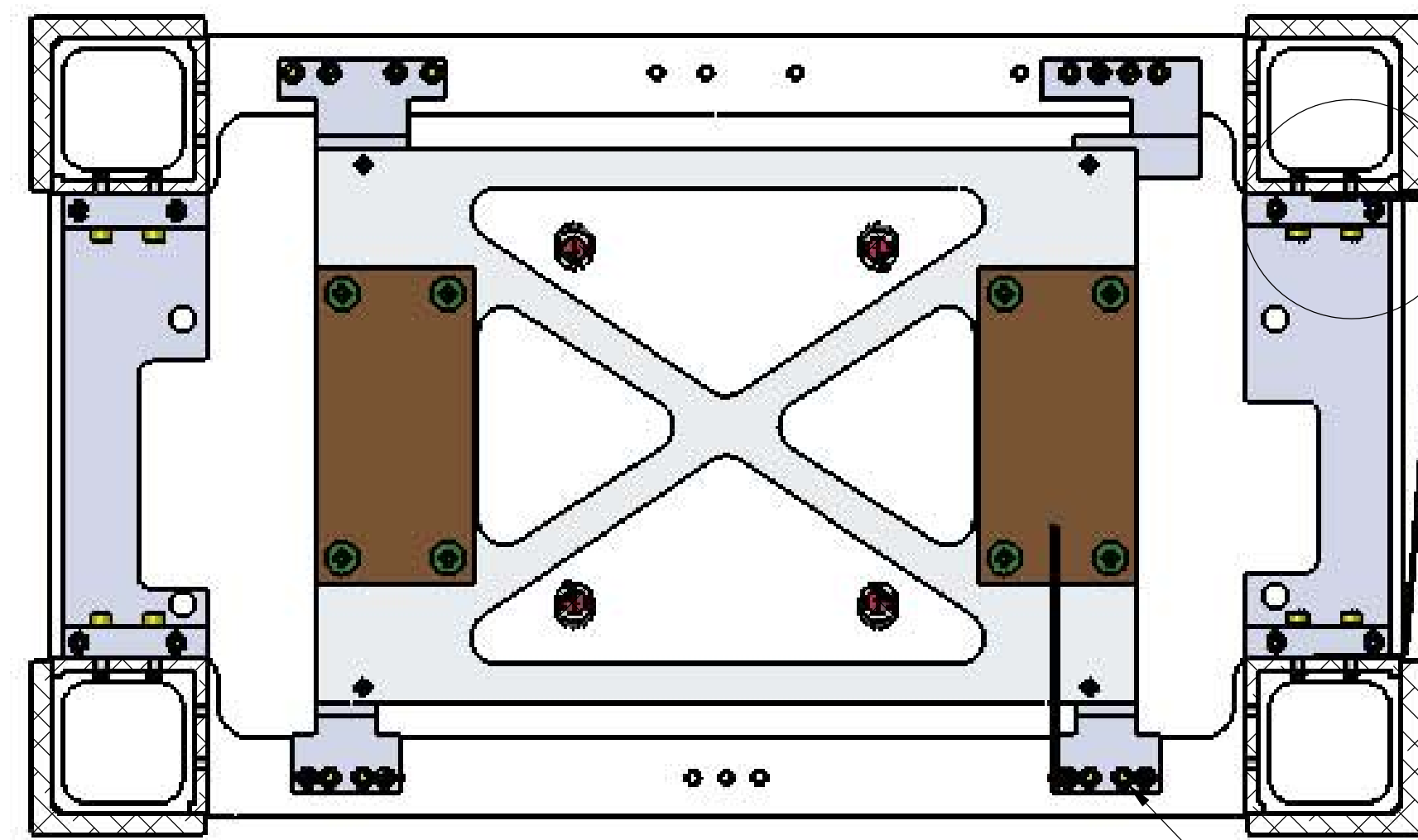
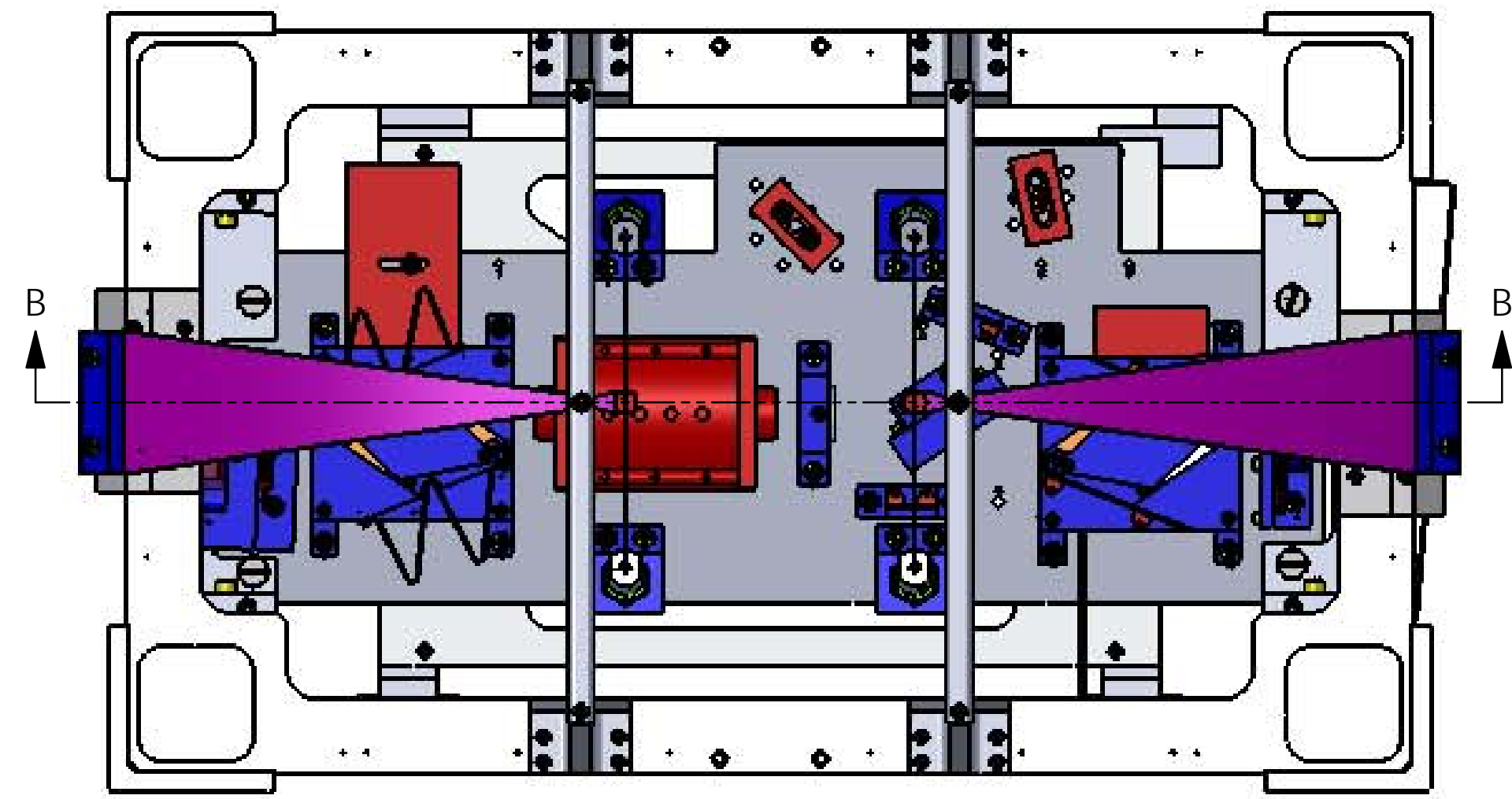
LIGO CALIFORNIA INSTITUTE OF TECHNOLOGY
MASSACHUSETTS INSTITUTE OF TECHNOLOGY

SYSTEM: ADVANCED LIGO SUB-SYSTEM: AOS

NEXT ASSY

PART NAME		SIZE		DWG. NO.		REV.	
FARADAY ISOLATOR ASSEMBLY		D		D0900136		v5	
DESIGNER	WRIJZ	DATE	09/10/2010	SCALE	1:3	PROJECTION	
CHECKER				SHEET 1 OF 2			

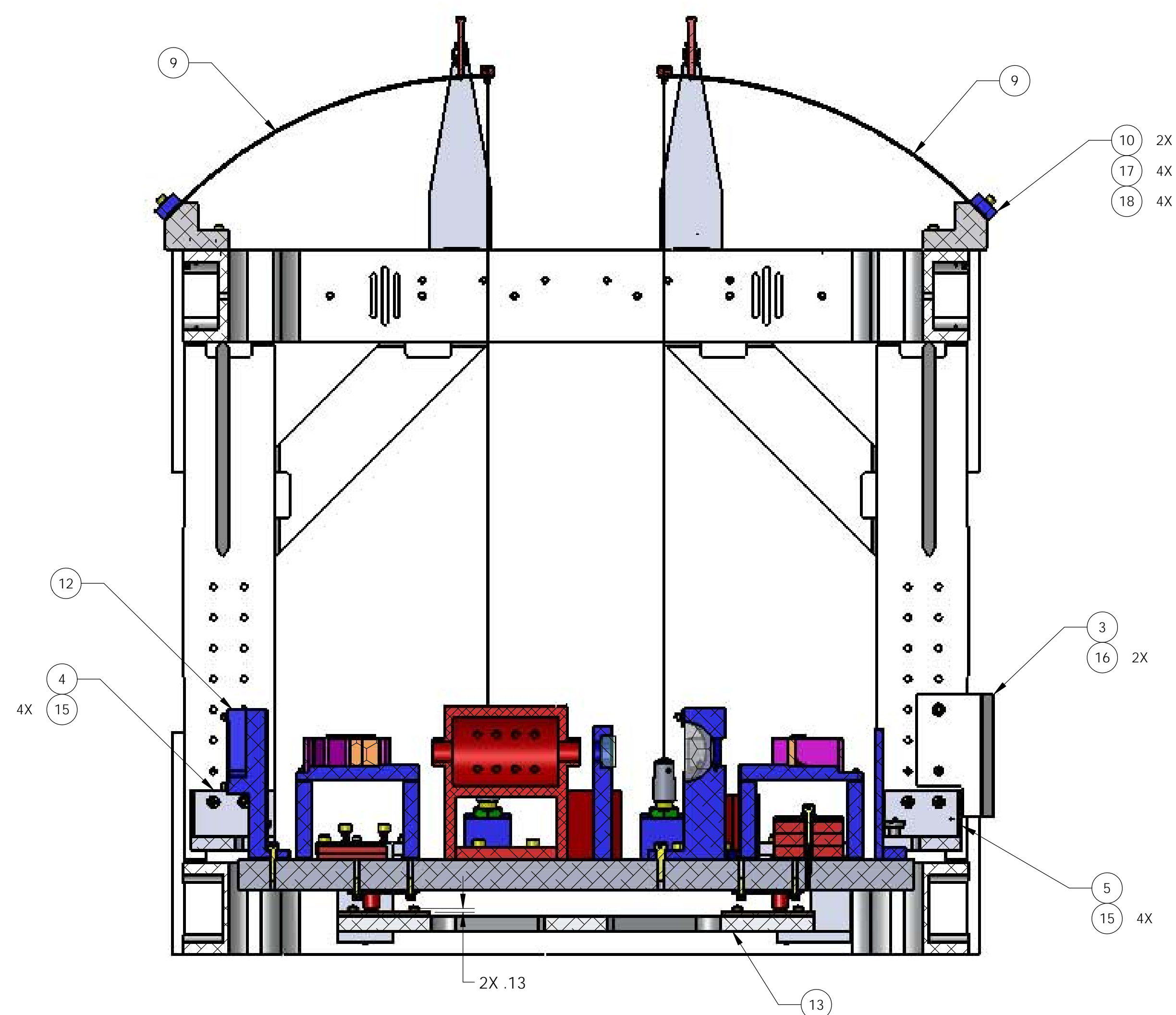
D0900136_AudiLIGO_AOS_Faraday Isolator Assy_PART PDM REV. X-149_DRAWING PDM REV. X-032



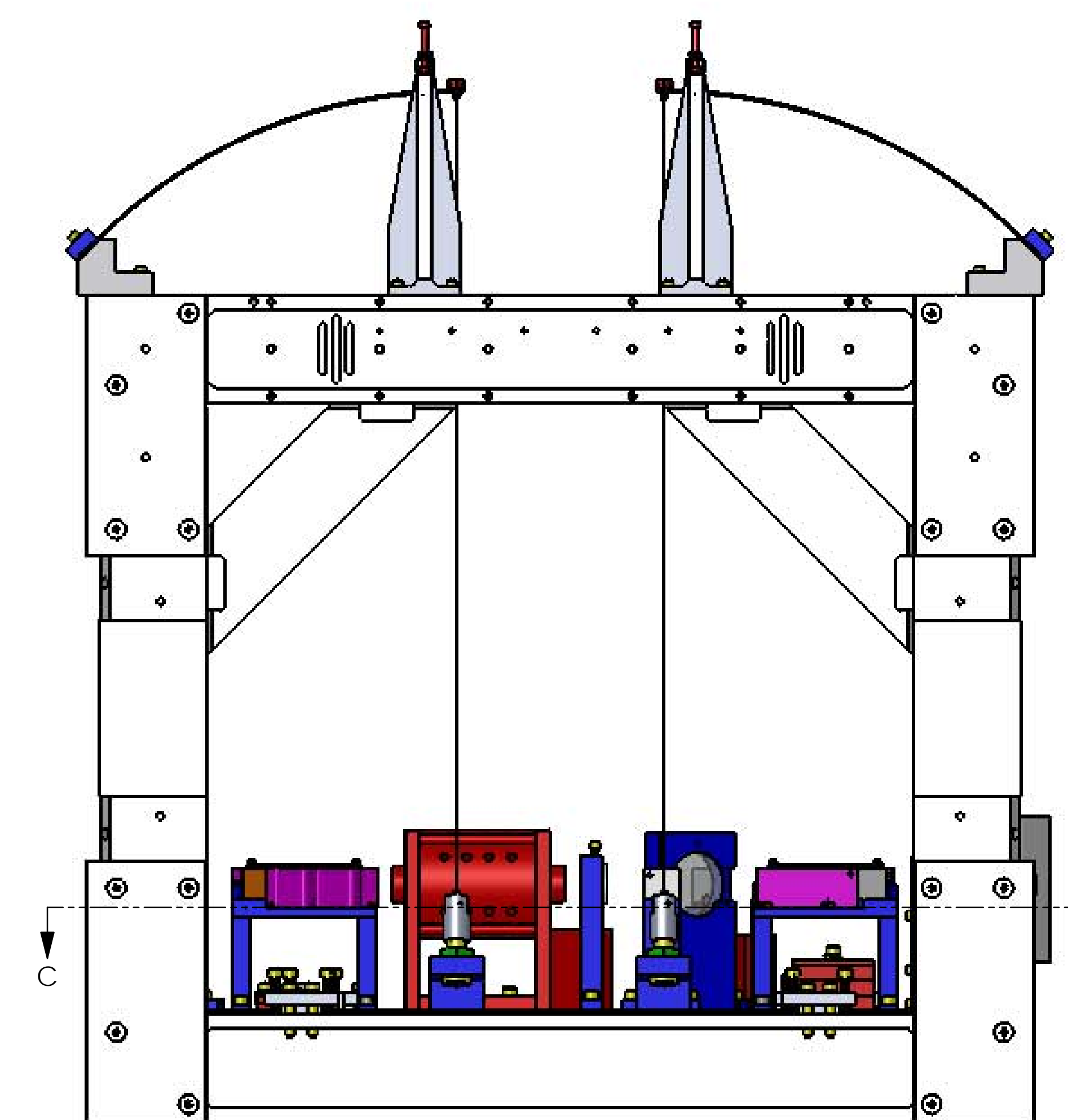
DETAIL D
SCALE 2 : 3

SECTION C-C

(ITEM 4 REMOVED FOR CLARITY)



SECTION B-B



LIGO CALIFORNIA INSTITUTE OF TECHNOLOGY MASSACHUSETTS INSTITUTE OF TECHNOLOGY		
SIZE	DWG. NO.	REV.
D	D0900136	v5
SCALE: 1:3	PROJECTION:	SHEET 2 OF 2

D0900136_AddLIGO_ACS_Faraday Isolator Assy_PART PDM_REV X-165_DRAWING PDM_REV X-032