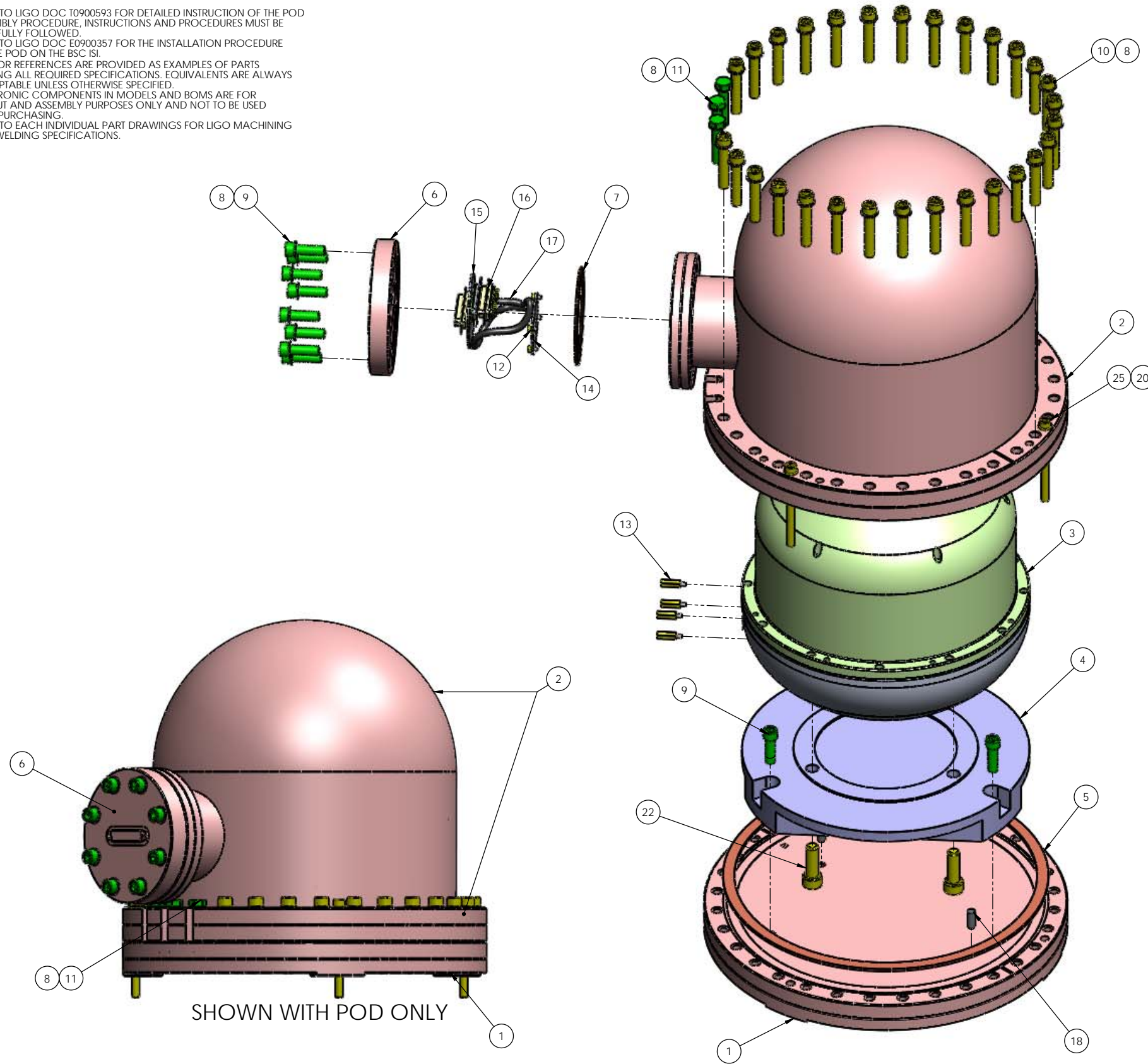


NOTES CONTINUED:

5. REFER TO LIGO DOC T0900593 FOR DETAILED INSTRUCTION OF THE POD ASSEMBLY PROCEDURE. INSTRUCTIONS AND PROCEDURES MUST BE CAREFULLY FOLLOWED.
6. REFER TO LIGO DOC E0900357 FOR THE INSTALLATION PROCEDURE OF THE POD ON THE BSC ISI.
7. VENDOR REFERENCES ARE PROVIDED AS EXAMPLES OF PARTS MEETING ALL REQUIRED SPECIFICATIONS. EQUIVALENTS ARE ALWAYS ACCEPTABLE UNLESS OTHERWISE SPECIFIED.
8. ELECTRONIC COMPONENTS IN MODELS AND BOMS ARE FOR LAYOUT AND ASSEMBLY PURPOSES ONLY AND NOT TO BE USED FOR PURCHASING.
9. REFER TO EACH INDIVIDUAL PART DRAWINGS FOR LIGO MACHINING AND WELDING SPECIFICATIONS.

REV.	DATE	DCN #	DRAWING TREE #
v1	26 JAN 2010	E0900443-X0	E1000025
v2	22 MAR 2010	E0900443-V1	E1000025



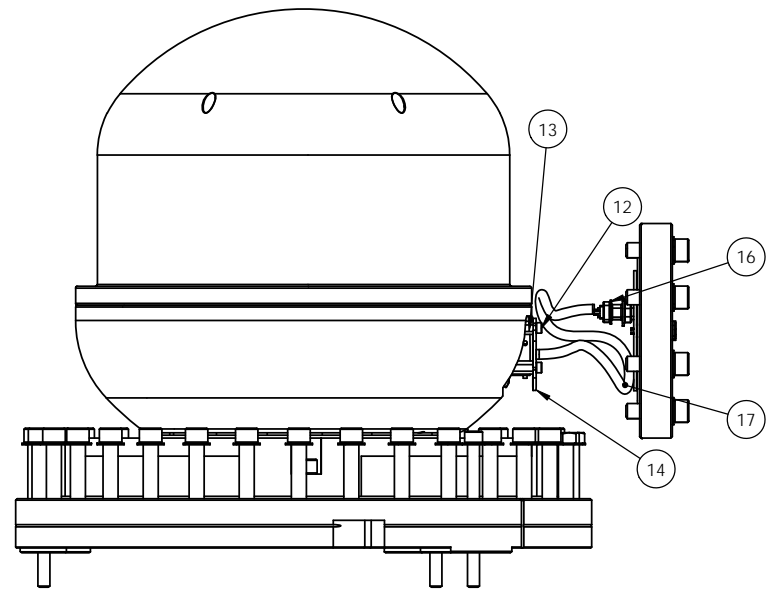
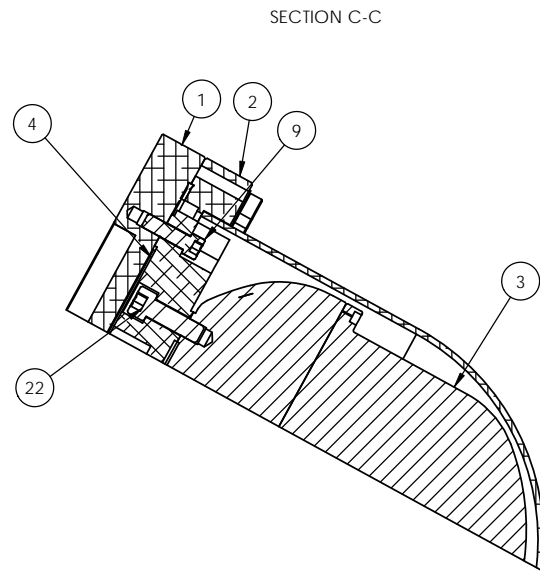
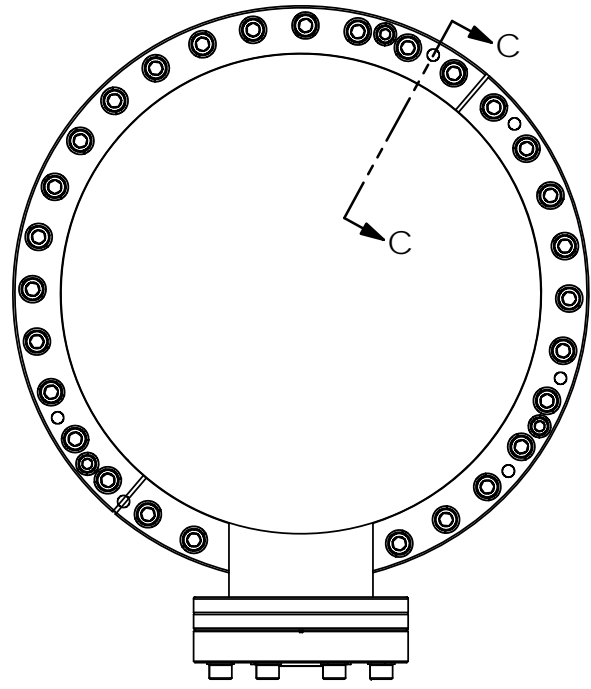
ITEM NO.	PART NUMBER	DESCRIPTION	MATERIAL	As Mounted Stage 1/QTY	1: POD Only/QTY	3: Setup for Loading into Stage1/QTY
26	McMaster_90145A628	Dowel Pin 3/8" (.3751) +/- .0001" x 1.5" +/- .01"	18-8 SSSL	2	-	-
25	McMaster_92196A333	Screw SHCS 1/4-28 x 3" lg 1" min thread	18-8 SSSL	3	3	-
24	McMaster_90289A716	Shoulder Screw 1/2" OD x 1 1/2lg, 3/8-16 thd	18-8 SSSL	1	-	-
23	D0901819	Trillium Pod Locating Eccentric	304 SSSL	1	-	-
22	McMaster_91292A159	Screw SHCS M10 x 1.5 x 30mm lg	18-8 SSSL	3	3	3
21	D0902547	Trillium Pod, Loading, Slider Foot, Assem	N/A	-	-	3
20	UC_COMPONENTS_WFV-25	Vented Washer, .255 ID X .468 OD X .032 THK #1/4	18-8 SSSL	3	3	6
19	UC Components_C-2024-A	SHCS, 1/4"-20 x 1.5 lg. Ag plated	18-8 SSSL	-	-	6
18	McMaster_90145A539	Dowel Pin 1/4" (.2501) x 5/8" L 18.8 SST	18-8 SSSL	2	2	2
17	N/A	Wire	PVC Rigid	1	1	1
16	N/A	Connector D-Sub 25 pin	N/A	1	1	1
15	N/A	Trillium Flange PCB Assy	N/A	1	1	1
14	N/A	Trillium Custom Interface Circuit Board	N/A	1	1	1
13	McMaster_93655A710	Standoff, Male/Female Hex, M3 x 16mm	18-8 SSSL	4	4	4
12	McMaster_91292A110	M3x5 SCHS 18.8 SST	18-8 SSSL	4	4	4
11	U-C Components_H-3124-NA	SCREW, HEX HEAD, 5/16-18 UNC-2A X 1.5 LONG (OR EQUIVALENT 12 PT SCREW)	18-8 SSSL	3	3	3
10	U-C Components_C-3128-NA	Screw SHCS 5/16-24 UNF-2A x 1 3/4 lg Ag plated	18-8 SSSL	29	29	29
9	U-C Components_C-3116-NA	Screw shcs 5/16-24 UNF-2A X 1" lg Ag plated	Ag-PLATED 300 SSSL	11	11	11
8	UC_COMPONENTS_WFV-31	Washer Vented, .328 ID X .562 OD X .032 THK #5/16	18-8 SSSL	40	40	40
7	Nor-Cal_G-450	CF Flange Gasket 4.5" Nominal OD	COPPER	1	1	1
6	Accu-Glass_100220	25 Pin D-Type Feedthrough for a 4.5" CF Flange	AlSi 304	1	1	1
5	Nor-Cal_G-1200	CF Flange Gasket 12" Nominal OD	Copper	1	1	1
4	D0900651	Trillium Pod Interposer	6061-T6 Al	1	1	1
3	D0900647	Trillium 240 Seismometer	N/A	1	1	1
2	D0900649	Trillium 240 Pod Tophat	304 SSSL	1	1	1
1	D0900650	Trillium Pod Base Flange	304 SSSL	1	1	1

SHOWN WITH POD ONLY

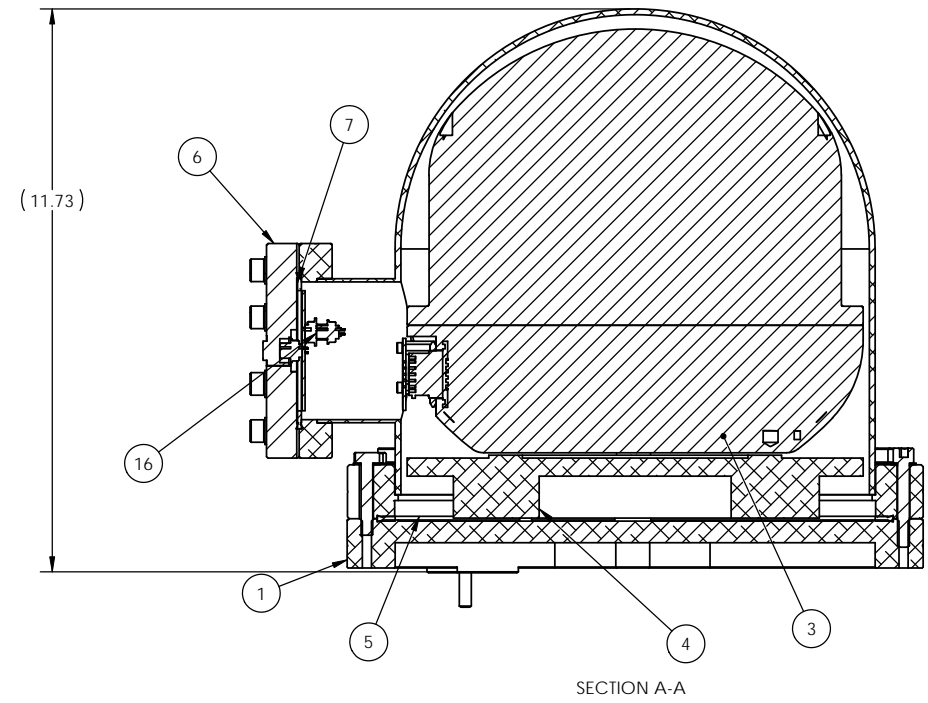
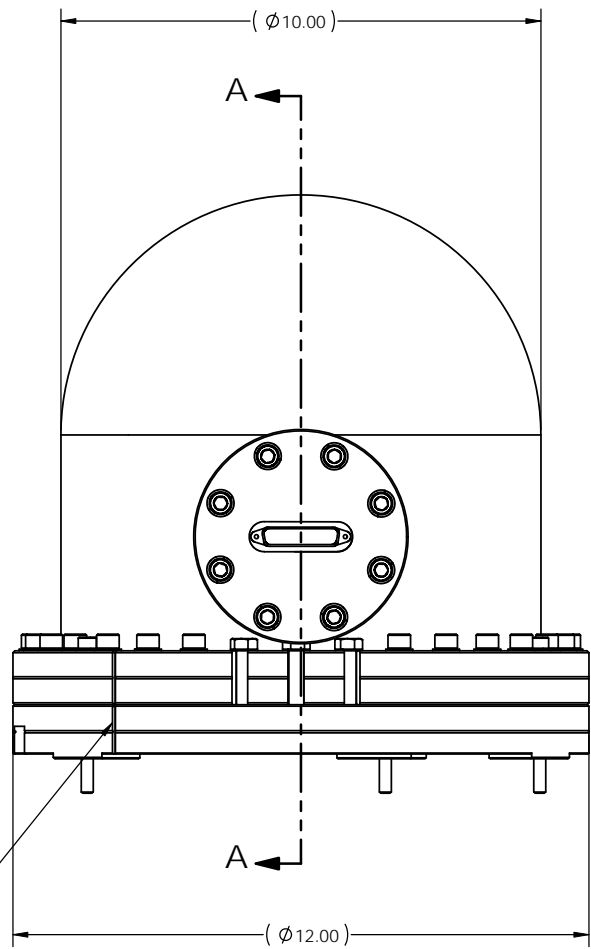
NOTES AND TOLERANCES: (UNLESS OTHERWISE SPECIFIED)	
1. INTERPRET DRAWING PER ASME Y14.5-1994. 2. REMOVE ALL SHARP EDGES, R.02 MIN. 3. DO NOT SCALE FROM DRAWING. 4. ALL MACHINING FLUIDS SHALL BE WATER SOLUBLE AND FREE OF SULFUR, CHLORINE AND SILICONE, SUCH AS CINCINNATI MILACRON'S CIMTECH 410.	
DIMENSIONS ARE IN INCHES	TOLERANCES: .XX ± n/a .XXX ± n/a ANGULAR ± n/a°
MATERIAL	SEE BOM
FINISH	N/A
NEXT ASSY	D0901182

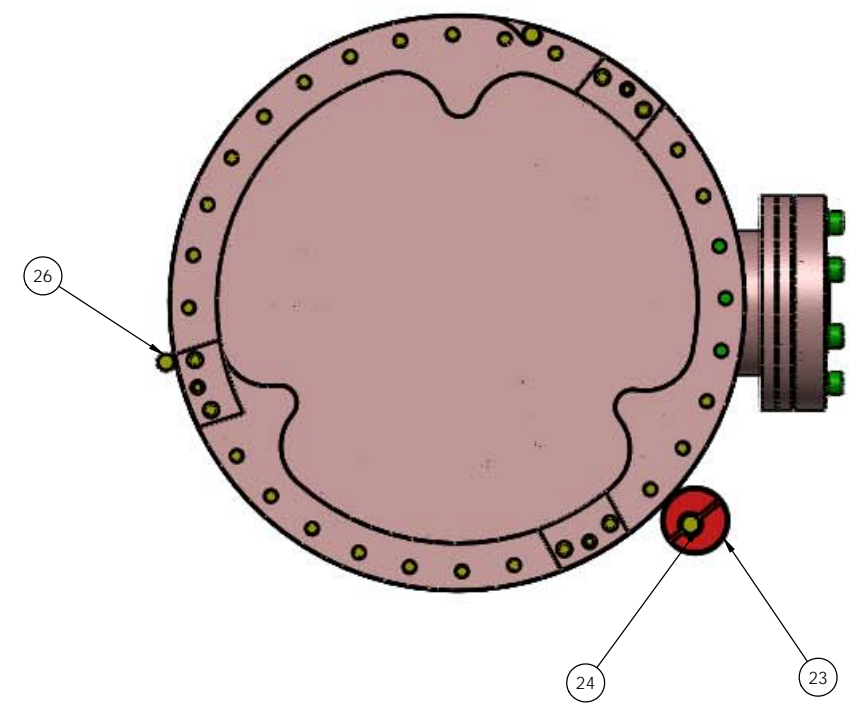
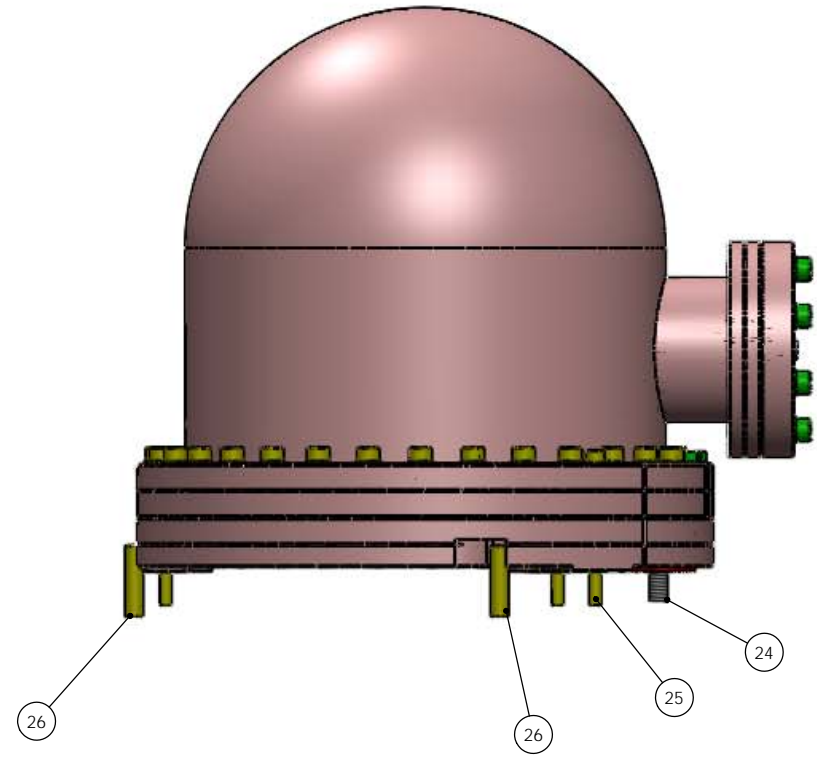
LIGO CALIFORNIA INSTITUTE OF TECHNOLOGY MASSACHUSETTS INSTITUTE OF TECHNOLOGY		PART NAME	
ADVANCED LIGO		Trillium Pod, aLIGO BSC ISI	
DESIGNER	S.BARNUM	2 Dec. 2009	SIZE
DRAFTER	M.HILLARD	26 Jan 2010	DWG. NO.
CHECKER	F.MATCHARD	26 Jan 2010	D
APPROVAL	K.MASON	26 Jan 2010	D0900648
SCALE:	1:2	PROJECTION:	SHEET 1 OF 3
REV.	v2		

D0900648_ Trillium Pod aLIGO BSC ISI PART PDM REV X 068 DRAWING PDM REV X 009

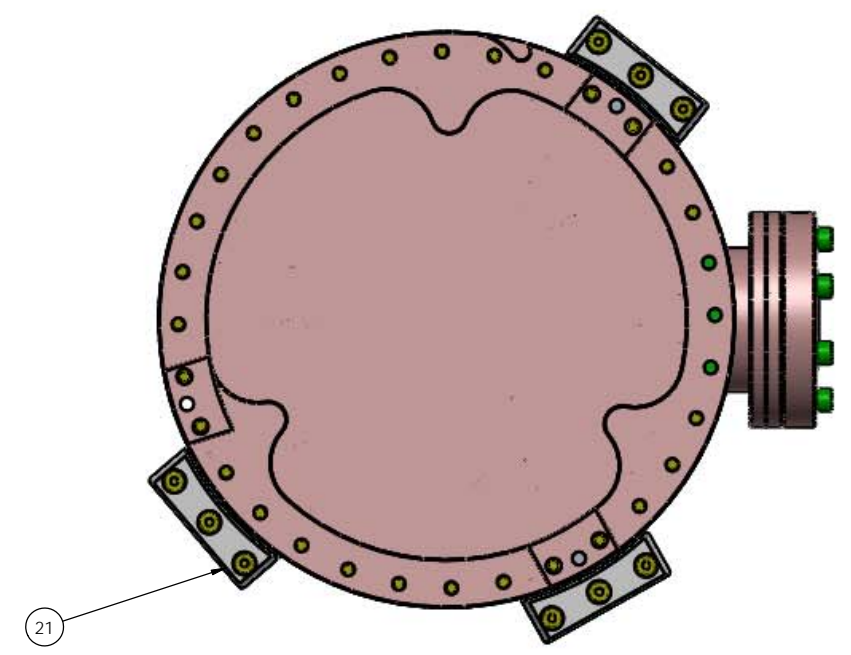
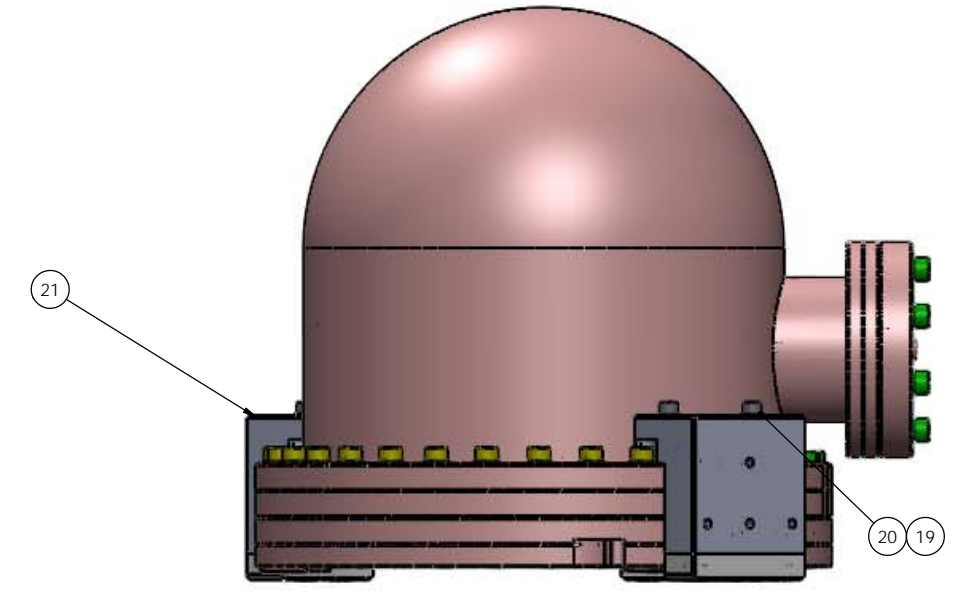


NOTE CLOCKING MARK LOCATION





AS MOUNTED STAGE ONE



SET UP FOR LOADING INTO STAGE 1

D:\0900648_1\millim\Pod at LIGO BSC ISL PART PDM REV X 968 DRAWING PDM REV X 009