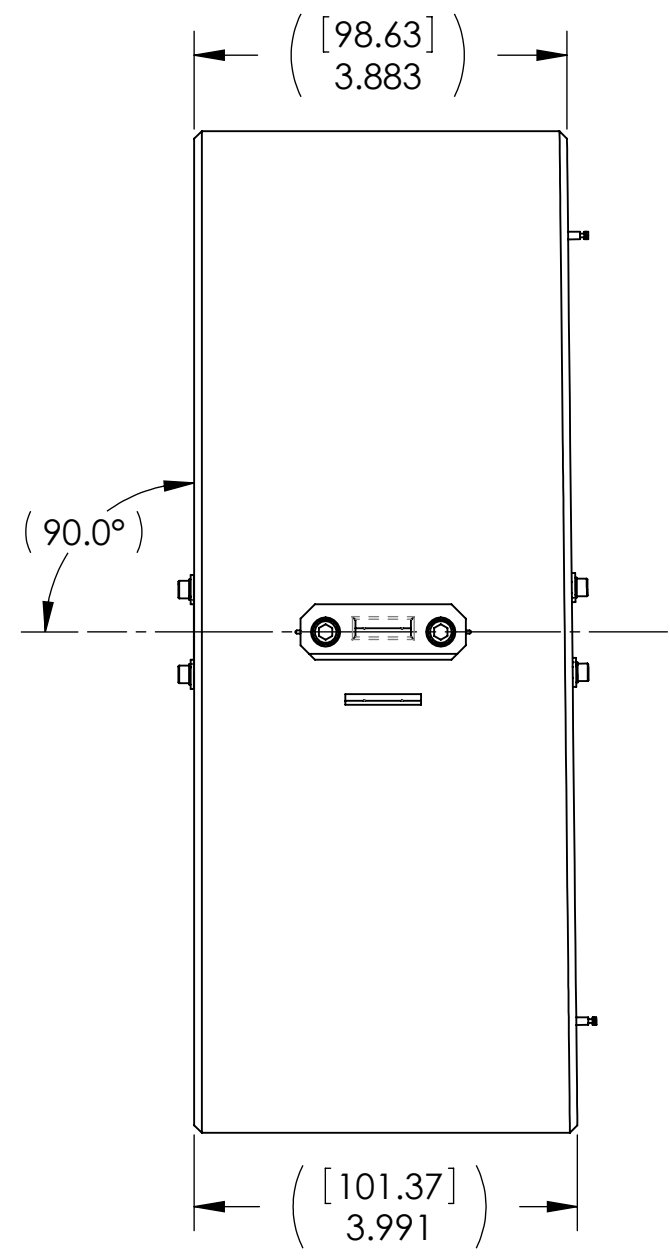


D070337\_Advanced\_LIGO\_SUS\_HLTS\_Test\_Mass\_Assembly, PART PDM REV: V5-000, DRAWING PDM REV: V5-001

REV.	DATE	DCN #	DRAWING TREE #
v1	24 JUN 2009	E0900176	E080191
v2	05 AUG 2009	E0900232	E080191
v3	03 SEP 2009	E0900277	E080191
v4	02 DEC 2009	E0900446	E080191
v5	18 MAY 2010	E1000166	E080191
v6	09 DEC 2010	E1000849	E080191



ITEM NO.	PART NUMBER	DESCRIPTION	MATERIAL	REQ	SPARE	TOTAL
11	D0901286	SECONDARY METAL PRISM BREAKOFF, HLTS	316 SSTL	2	1	3
10	-	SCREW, SOCKET HEAD CAP, #4-40 UNC-2A X 0.5 LONG, VENTED	300 SSTL	8	2	10
9	-	WASHER, FLAT, VENTED, #4 (U-C COMPONENTS P/N WFV-04 OR EQUIVALENT)	300 SSTL	8	2	10
8	-	METALLIZED MIRROR, ROUND (OPTOSIGMA P/N 033-0280 OR EQUIVALENT)	BK7 GLASS	2	0	2
7	D1100197	SPACER, BOTTOM MASS OPTIC, HLTS/HSTS	6061-T6 Al	2	0	2
6	-	SCREW, SOCKET HEAD CAP, #8-32 UNC-2A X 0.75 LONG	300 SSTL	4	1	5
5	-	WASHER, FLAT, VENTED, #8 (U-C COMPONENTS P/N WFV-08 OR EQUIVALENT)	300 SSTL	12	3	15
4	D080124	PRISM BREAKOFF, LOWER WIRE	304, 316 OR 302 SSTL	2	1	3
3	-	UHV-COMPATIBLE ADHESIVE (CERAMABOND #835M OR EQUIVALENT)	-	A/R	0	0
2	D0902432	MAGNET/STANDOFF ASSEMBLY	N/A	4	1	5
1	D070338	METAL BOTTOM MASS	6061-T6 Al	1	0	1

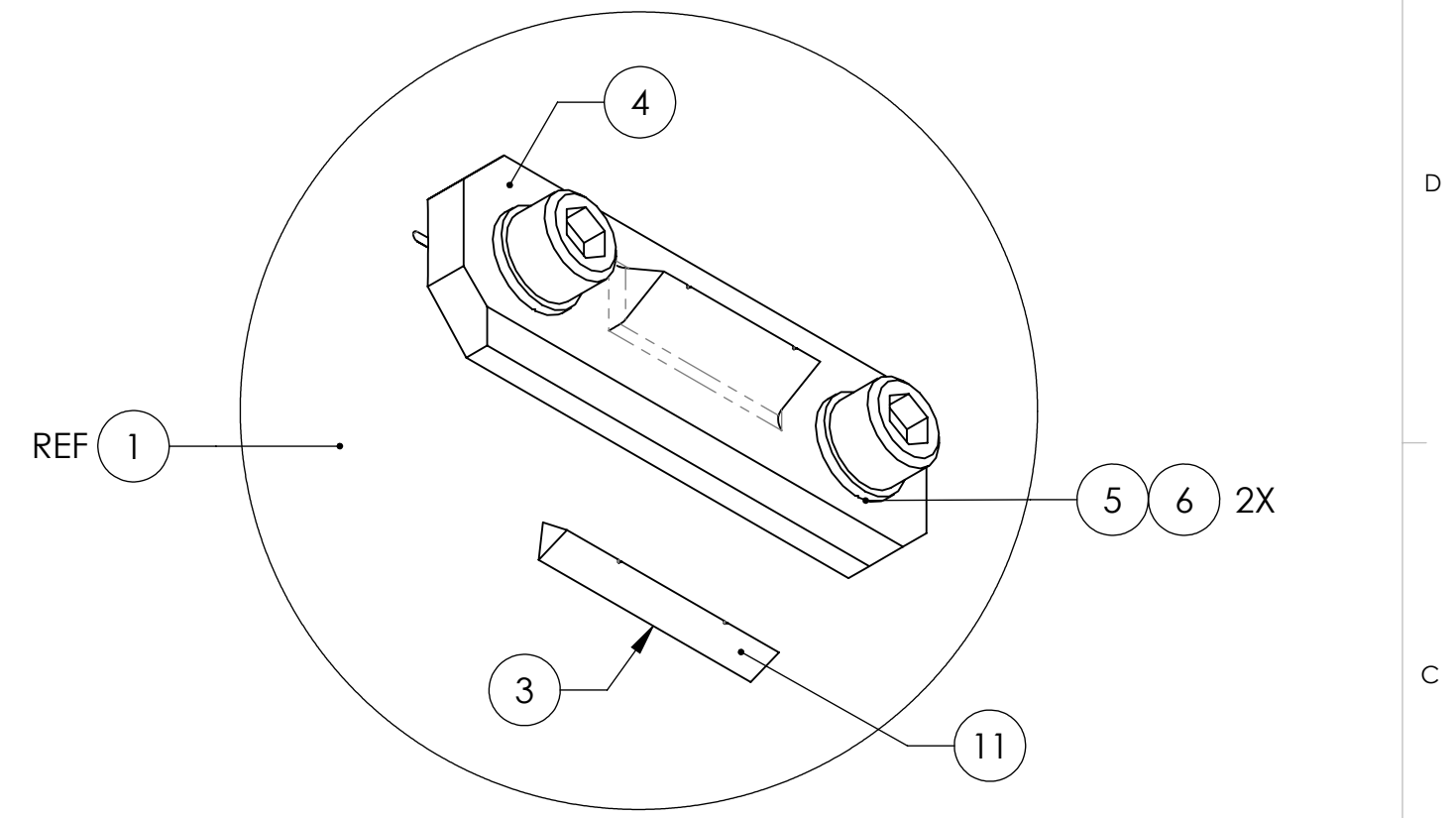
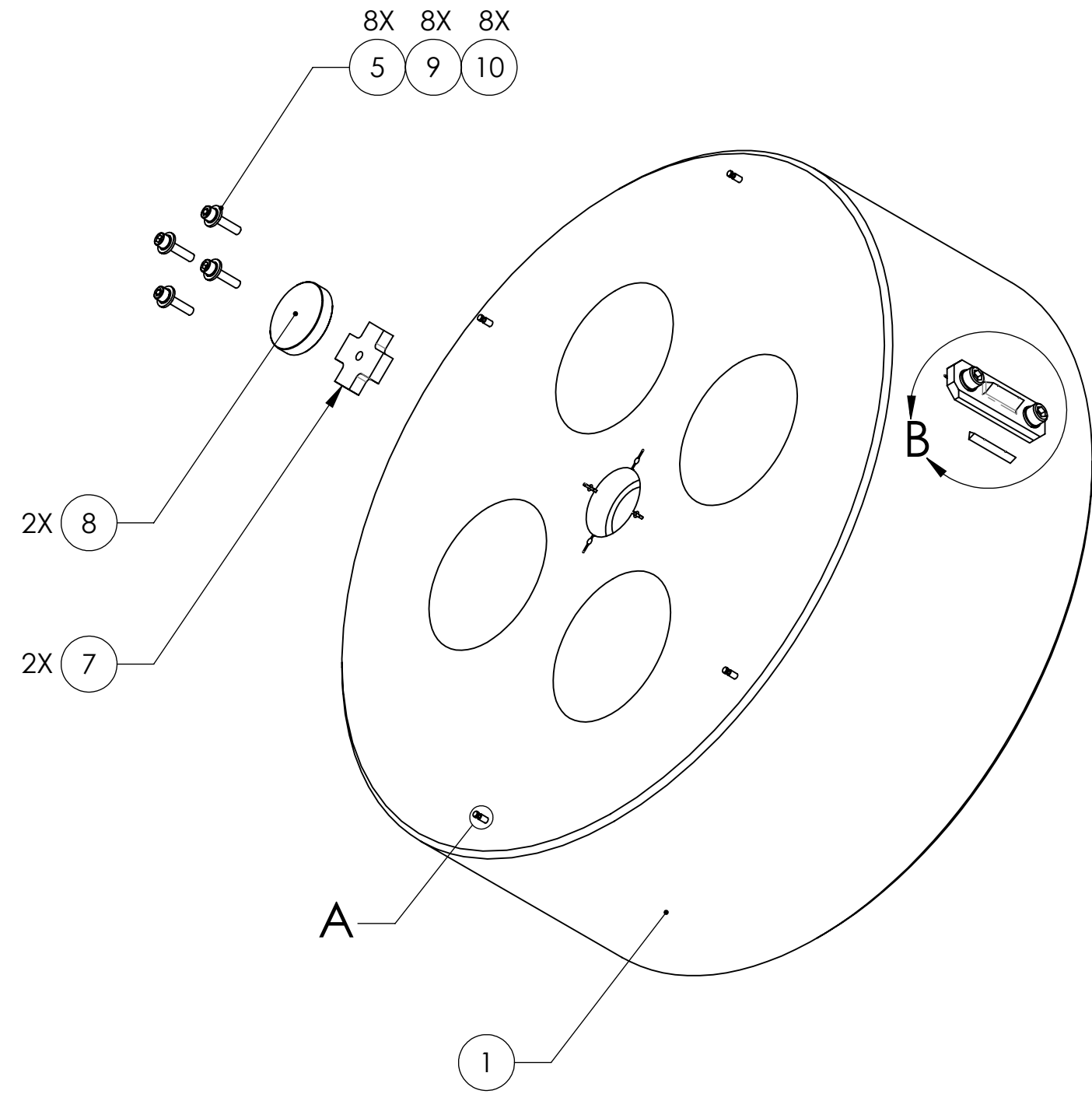
PARTS LIST

<b>NOTES AND TOLERANCES: (UNLESS OTHERWISE SPECIFIED)</b> DIMENSIONS ARE IN INCHES [MM] TOLERANCES: .XX ± .01 .XXX ± .005 ANGULAR ± 0.5°		1. PARTS TO BE ASSEMBLED ACCORDING TO E080208 HLTS ASSEMBLY SPECIFICATION, USING D0901460 HLTS BOTTOM MASS MAGNET PLACEMENT FIXTURE.		CALIFORNIA INSTITUTE OF TECHNOLOGY MASSACHUSETTS INSTITUTE OF TECHNOLOGY		<b>PART NAME</b> <b>BOTTOM MASS ASSY</b>	
<b>MATERIAL</b> N/A		<b>FINISH</b> N/A μinch		<b>SYSTEM</b> ADVANCED LIGO		<b>SUB-SYSTEM</b> SUS	
<b>NEXT ASSY</b> HLTS SUSPENSION ASSY		<b>DESIGNER</b> D. BRIDGES		<b>DATE</b> 06 FEB 2011		<b>SIZE DWG. NO.</b> B D070337	
		<b>DRAFTER</b> D. BRIDGES		<b>DATE</b> 07 FEB 2011		<b>REV.</b> v6	
		<b>CHECKER</b> B. MOORE		<b>DATE</b> 07 FEB 2011		<b>SCALE:</b> 1:2 <b>PROJECTION:</b>	
		<b>APPROVAL</b>				<b>SHEET 1 OF 2</b>	

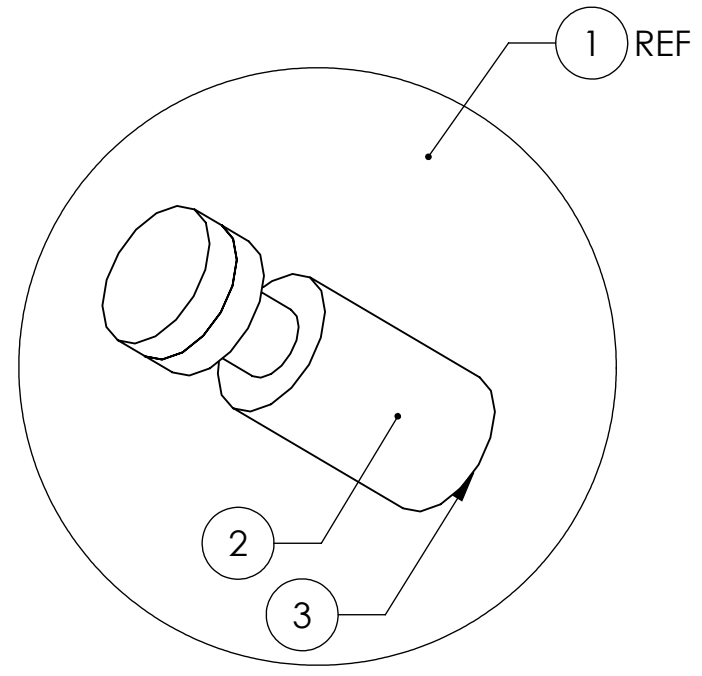
D070337\_Advanced\_LIGO\_SUS\_HLTS\_Test\_Mass\_Assembly, PART PDM REV: V5-000, DRAWING PDM REV: V5-001

8 7 6 5 4 3 2 1

D  
C  
B  
A



DETAIL B  
SCALE 2 : 1  
2X



DETAIL A  
SCALE 10 : 1  
4X

**LIGO** CALIFORNIA INSTITUTE OF TECHNOLOGY  
MASSACHUSETTS INSTITUTE OF TECHNOLOGY

SIZE	DWG. NO.	REV.
B	D070337	V6
SCALE: 1:2	PROJECTION:	SHEET 2 OF 2

8 7 6 5 4 3 2 1