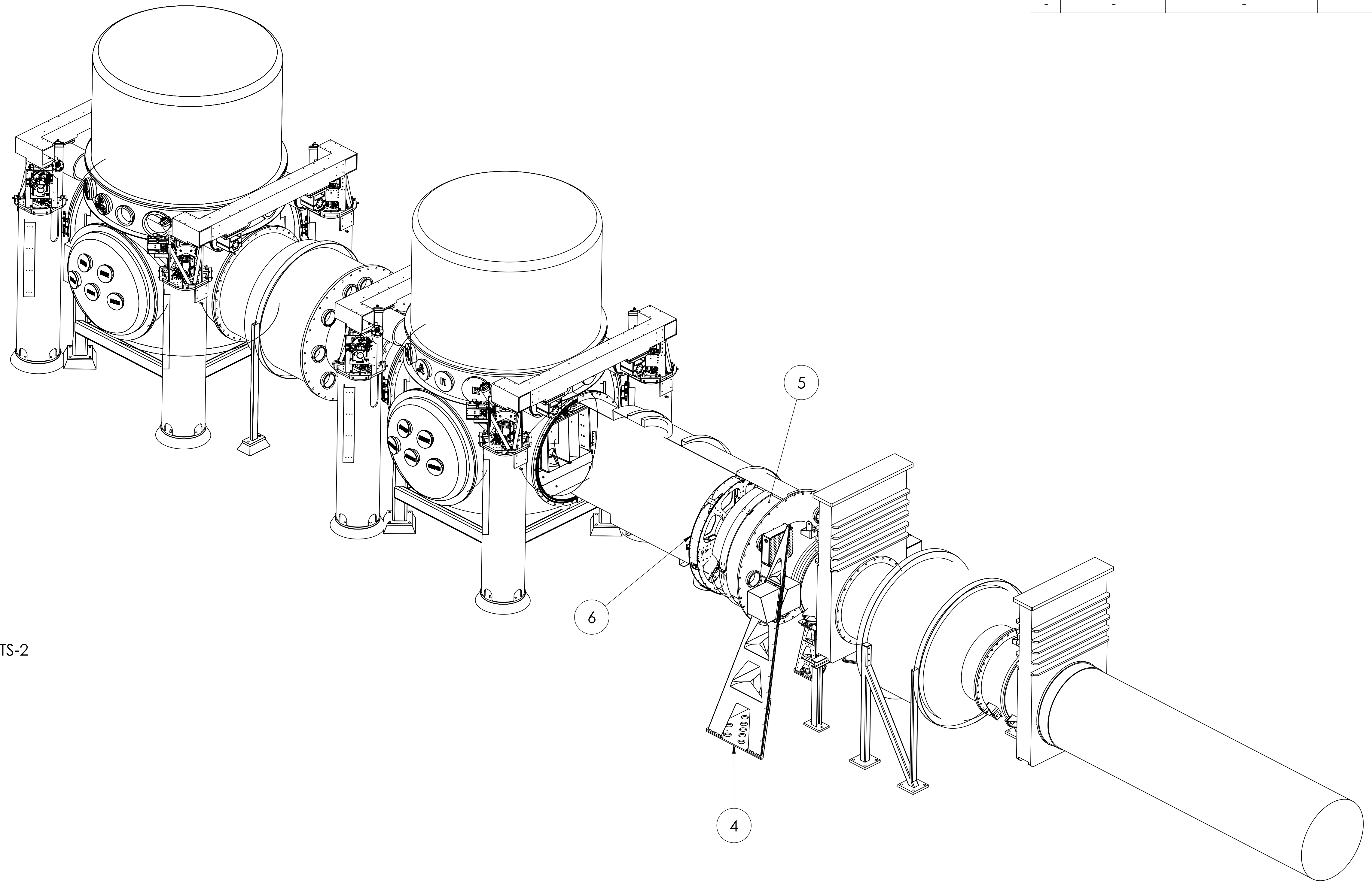
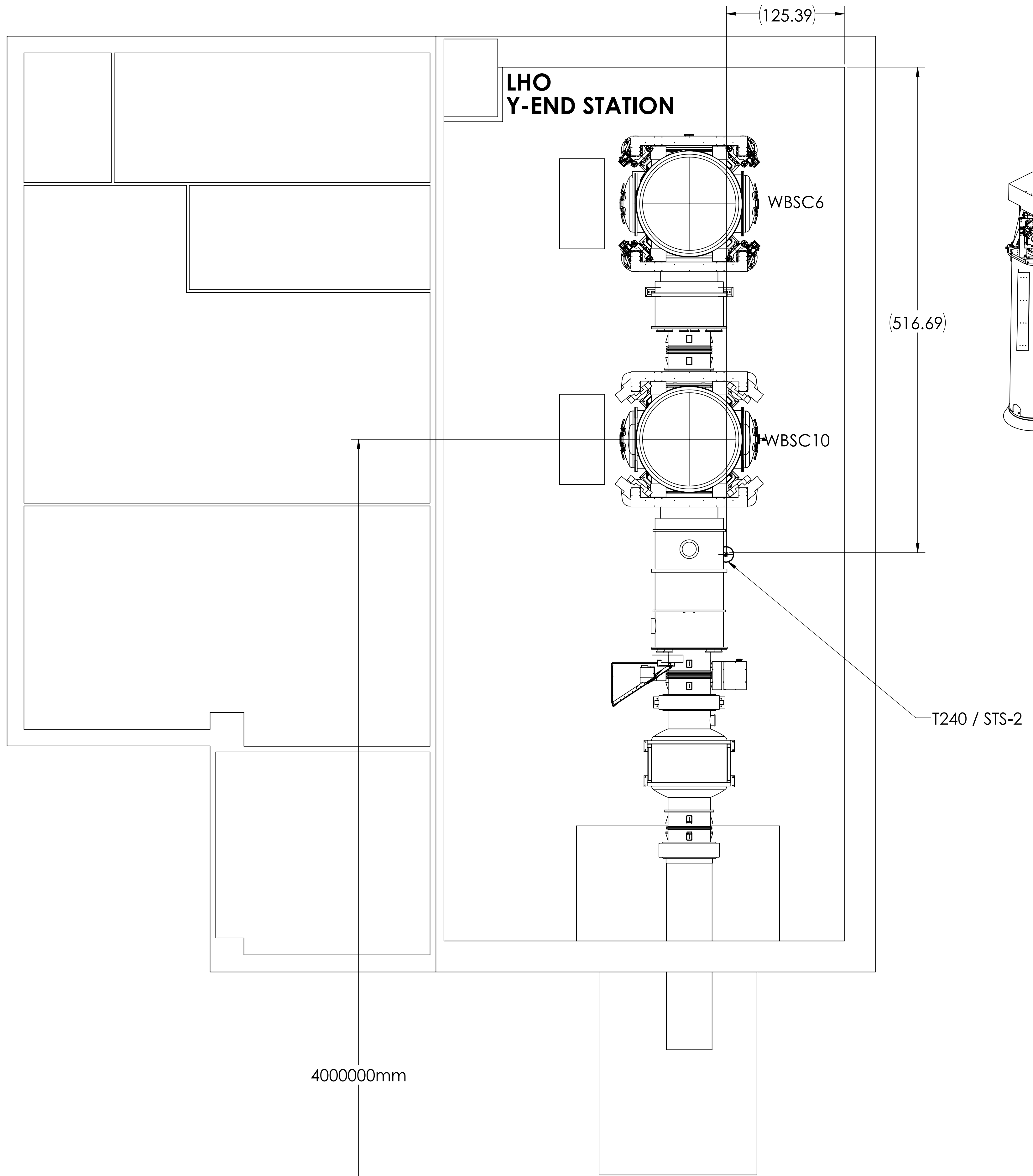


REV.	DATE	DCN #	DRAWING TREE #
V6	24 OCT 2012	-	-
v9	29 JUL 2014	E1400335-X0	-
-	-	-	-

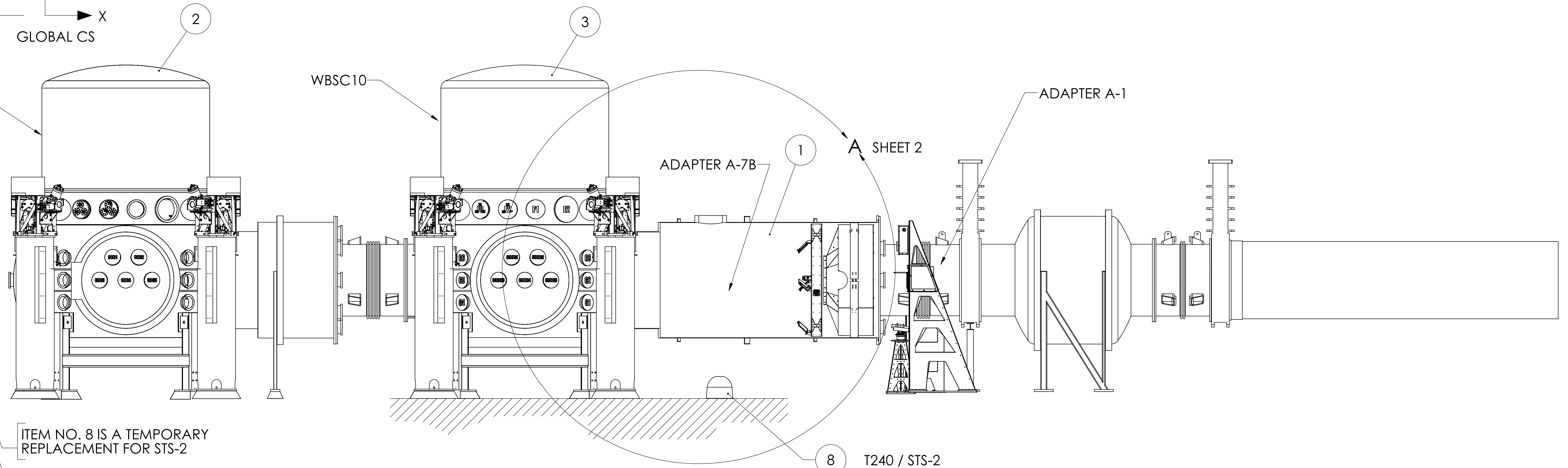


LIST OF SUSPENSION	
LHO - H1	OPTIC(s)
BSC10	ETMY
LHO - H2	OPTIC(s)
BSC6	ETMY

NOTE: H2 WILL NOT BE POPULATED

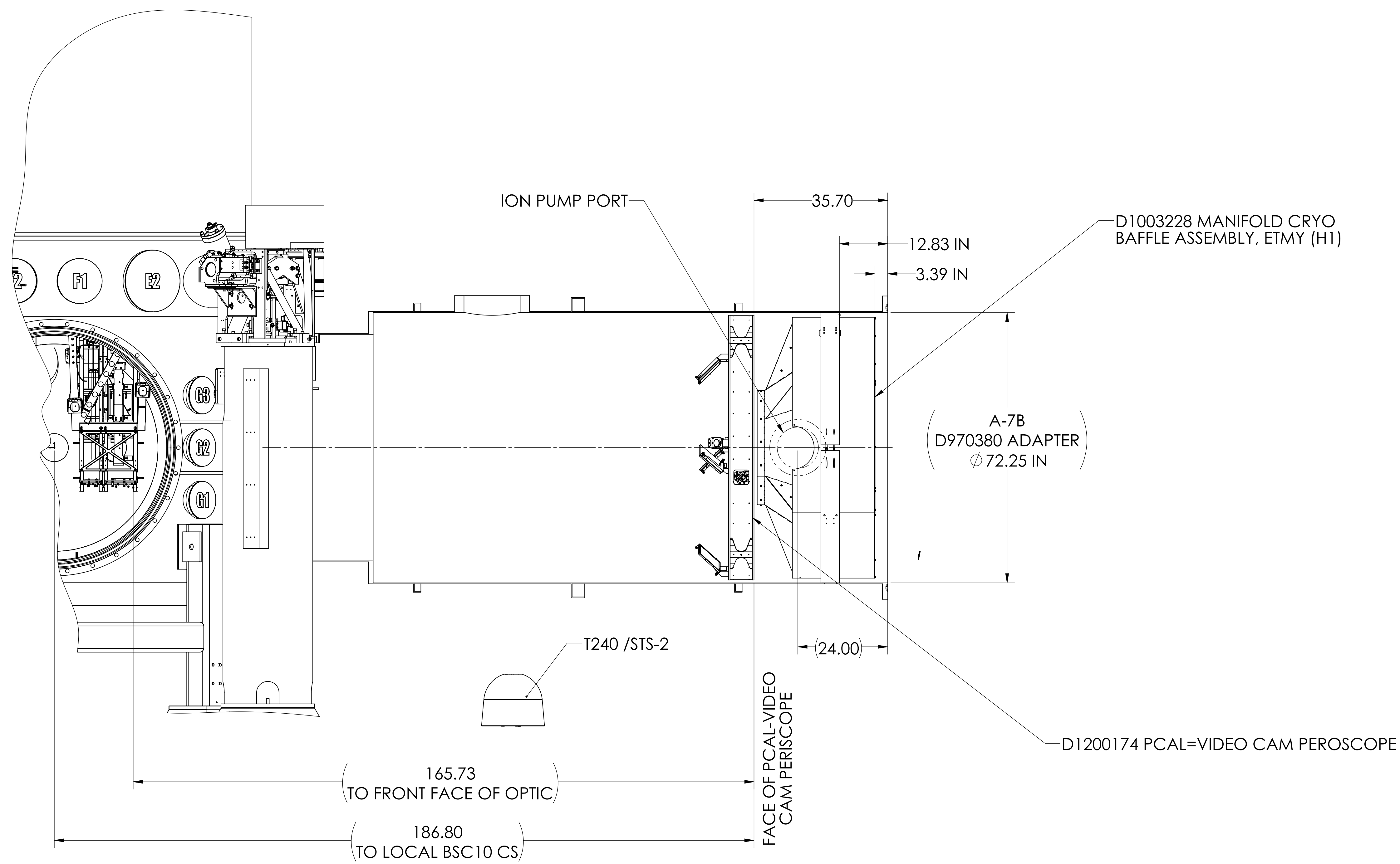
- REFER TO LIGO D1201550 FOR aLIGO CARTRIDGE & CLEAN ROOM LAYOUT.
- ALL ITEMS SHOWN FOR VISUAL PURPOSES ONLY. PLEASE REFER TO P/N LISTED IN THE BOM FOR DETAILS.
- FOR RACK, CABLE TRAY LAYOUT AND EXTERNAL OPTIC TABLE, REFER TO D1100024.

ITEM NO.	PART NUMBER	DESCRIPTION	QTY.
8	TRILLIUM 240 OR EQ.	SEISMOMETER	1
7	G1000739	Floor Occupancy, OpLev & PCal, LHO Y-End Station	1
6	D1200174-01	aLIGO, PCAL-VIDEO CAM, PERISCOPE, Y-ARM	1
5	D1003228	MANIFOLD CRYO BAFFLE ASSY, ETIM Y	1
4	D1000323	ALIGO AOS FULLY DETAILED & ENVELOPE FOR OPLEV & PCAL INSTALLATIONS (ETMX-LHO, LLO)	1
3	D0901154	BSC10-H1 Top Level Chamber Assembly, Fully Defined	1
2	D0900512	BSC6-H2 Top Level Chamber Assembly, Fully Defined	1
1	D0901867	AdvLIGO Vacuum Equipment, LHO Y-End Station	1



DIMENSIONS ARE IN INCHES		NOTES AND TOLERANCES: (UNLESS OTHERWISE SPECIFIED)		CALIFORNIA INSTITUTE OF TECHNOLOGY MASSACHUSETTS INSTITUTE OF TECHNOLOGY		PART NAME	
MATERIAL	N/A	FINISH	N/A μinch	SYSTEM	ADVANCED LIGO	SUB-SYSTEM	SUS
				NEXT ASSY	D0901477	DESIGNER	K. BUCKLAND
				SCALE:	1:32	DWG. NO.	D0901467
				PROJECTION:		REV.	v9
				SHEET 1 OF 2			

# PCAL & MANIFOLD CRYO BAFFLE INSTALLATION



DETAIL A  
SCALE 1 : 16

## GENERAL PCAL-VIDEO CAM PERISCOPE & MANIFOLD CRYO BAFFLE INSTALLATION INSTRUCTIONS:

1. REMOVE D961140 A-1 ADAPTER.
2. INSTALL D1200174 PCAL ASSEMBLY INTO D970380 A-7B ADAPTER
3. INSTALL D1003228 MANIFOLD CRYO BAFFLE ASSEMBLY INTO D970380 A-7B ADAPTER

