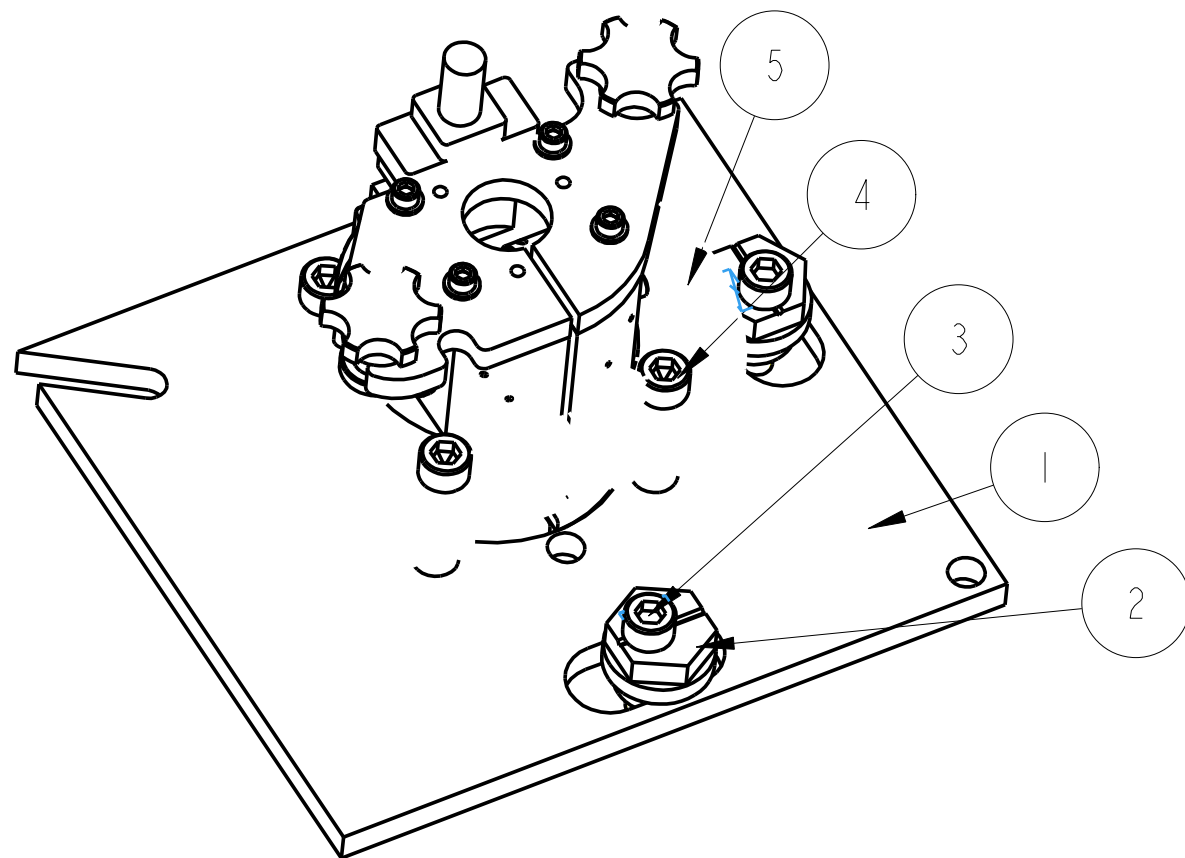
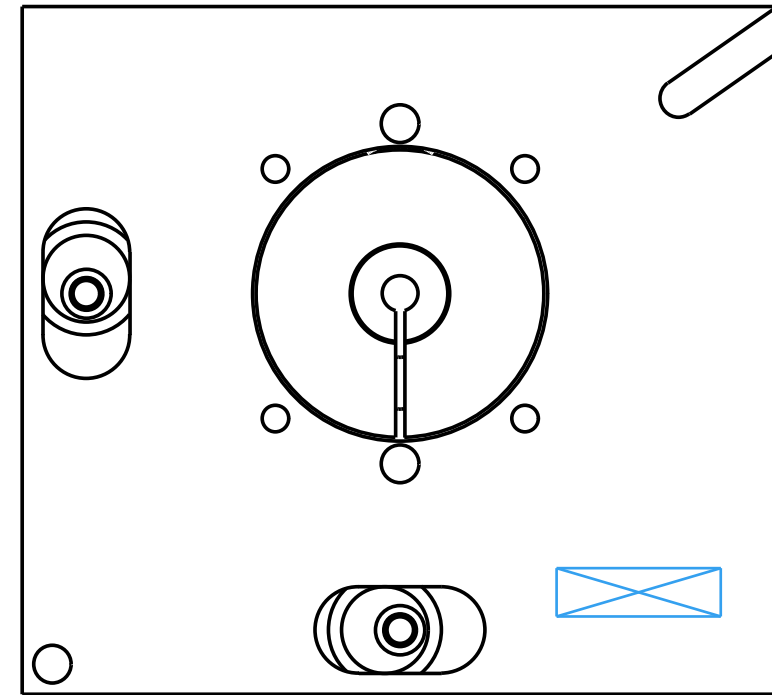
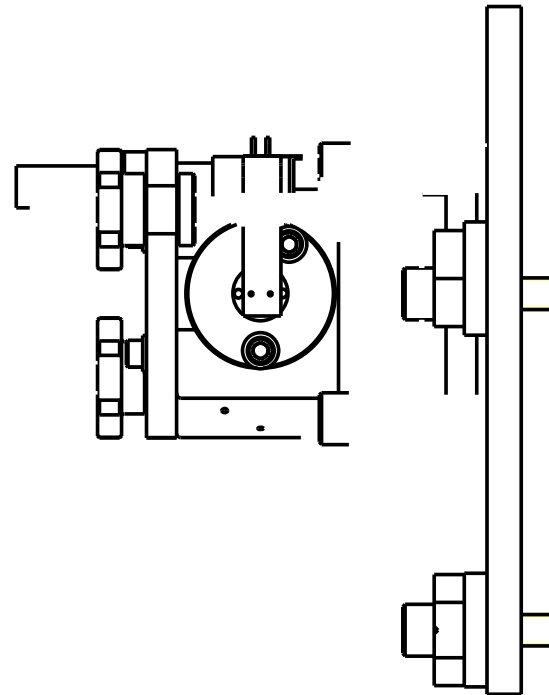
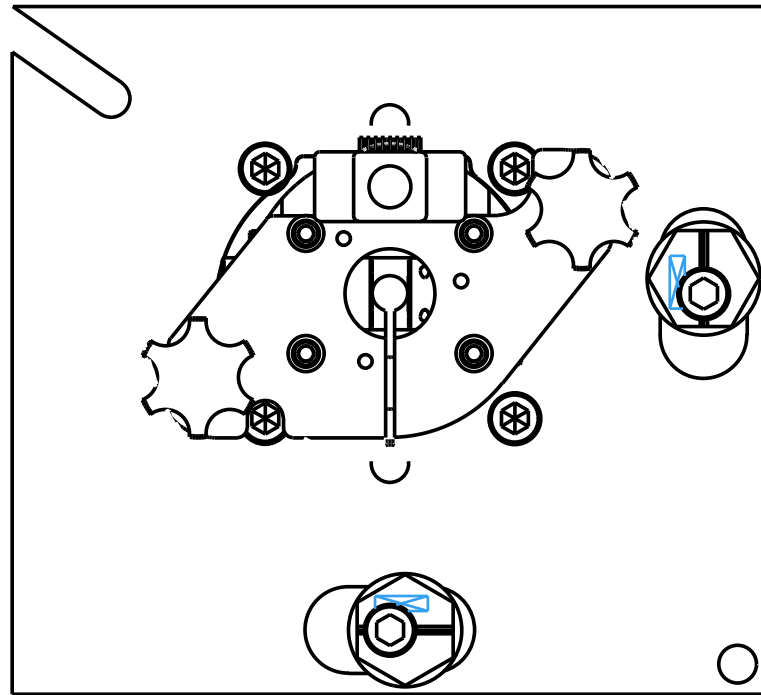


REV.	DATE	DCN #	DRAWING TREE #
A	13/OCT/06	E060239	
B	19/DEC/07	E060239-B	
D	16/JULY/08	E080369	



ITEM	QTY	SPARE	TOTAL	PART NUMBER	DESCRIPTION	MATERIALS
1	1			D060323	TRANSVERSE OSEM POSITION; ADJUSTMENT PLATE	AL ALLOY: 5083 H4
2	2			D060336	2MM CAM; OSEM ADJUSTER	PH BRONZE: -----
3	2				8-32 UNC X 0.625" CAP HEAD; .	ST STEEL 316
4	4				8-32 UNC X 0.875" CAP HEAD; .	ST STEEL 316
5	1				BIRMINGHAM OSEM; .	

PARTS LIST

NOTES: (UNLESS OTHERWISE SPECIFIED)

- REMOVE ALL SHARP EDGES, R.02 MIN.
- DO NOT SCALE FROM DRAWING.
- ALL MACHINING FLUIDS SHALL BE WATER SOLUBLE AND FREE OF SULFUR, CHLORINE AND SILICONE, SUCH AS CINCINNATI MILACRON'S CIMTECH 410 (STAINLESS STEEL)
- SCRIBE, ENGRAVE OR STAMP DRAWING PARTNUMBER ON NOTED SURFACE OF PART AND A THREE DIGIT SERIAL NUMBER. SERIAL NUMBERS START AT 001 FOR THE FIRST PART AND PROCEED CONSECUTIVELY. USE .07" HIGH CHARACTERS. EXAMPLE: D020188- 001. A VIBRATORY TOOL MAY BE USED.

DIMENSIONS ARE IN mm [INCHES]		TOLERANCES:	
X.XX ±N/A mm		ANGULAR ±N/A °	
MATERIAL: AS DRW		-----	
FINISH: -----		Ra = -----	
√μm [μin]			
DRAWN	I WILMUT	DATE	19/MAY/06
CHECKED	AJB		5MAY08
APPROVED	AJB		16JULY08

CALIFORNIA INSTITUTE OF TECHNOLOGY MASSACHUSETTS INSTITUTE OF TECHNOLOGY 1GR, GLASGOW UNIVERSITY GEO 600 GROUP RUTHERFORD APPLETON LABORATORIES	
SYSTEM ADVANCED LIGO	
SUB-SYSTEM SUS	
NEXT ASSY QUAD N-P-TYPE TABLECLOTH	
PART NAME TRANSVERSE OSEM ADJUSTER	
SCALE 1:1 PROJECTION:	SHEET 1 OF 1