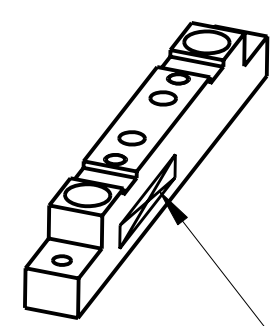
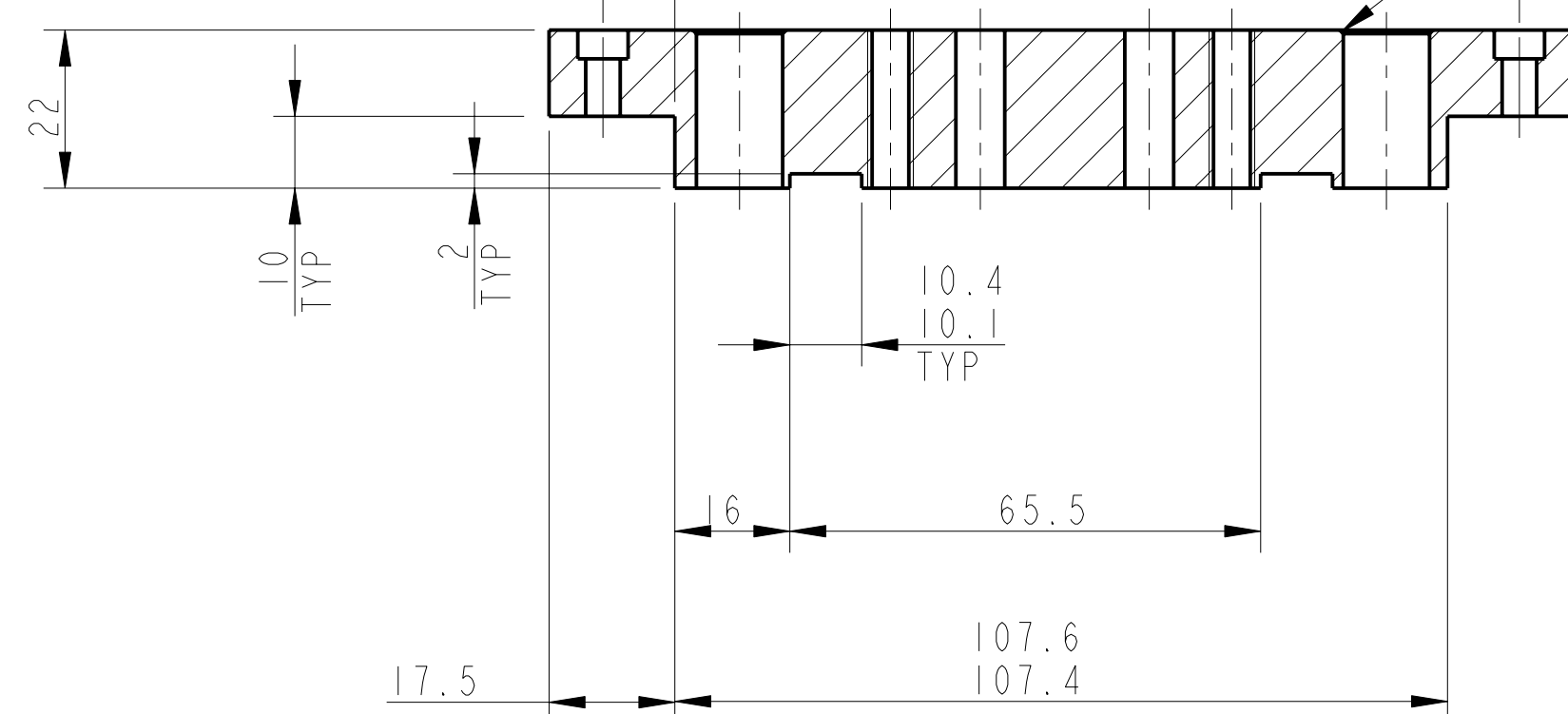
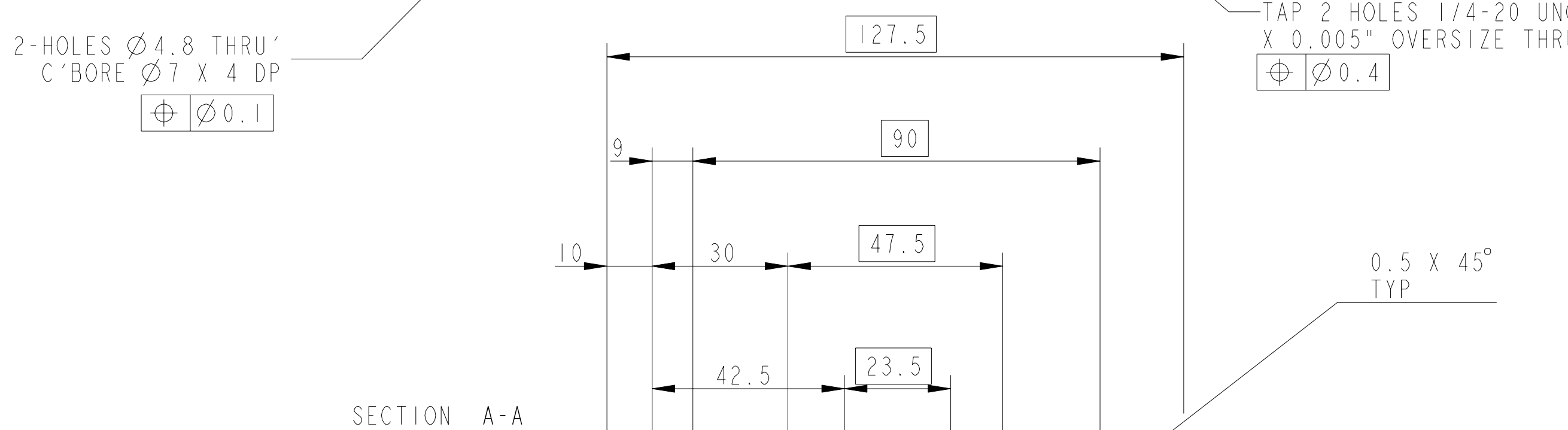
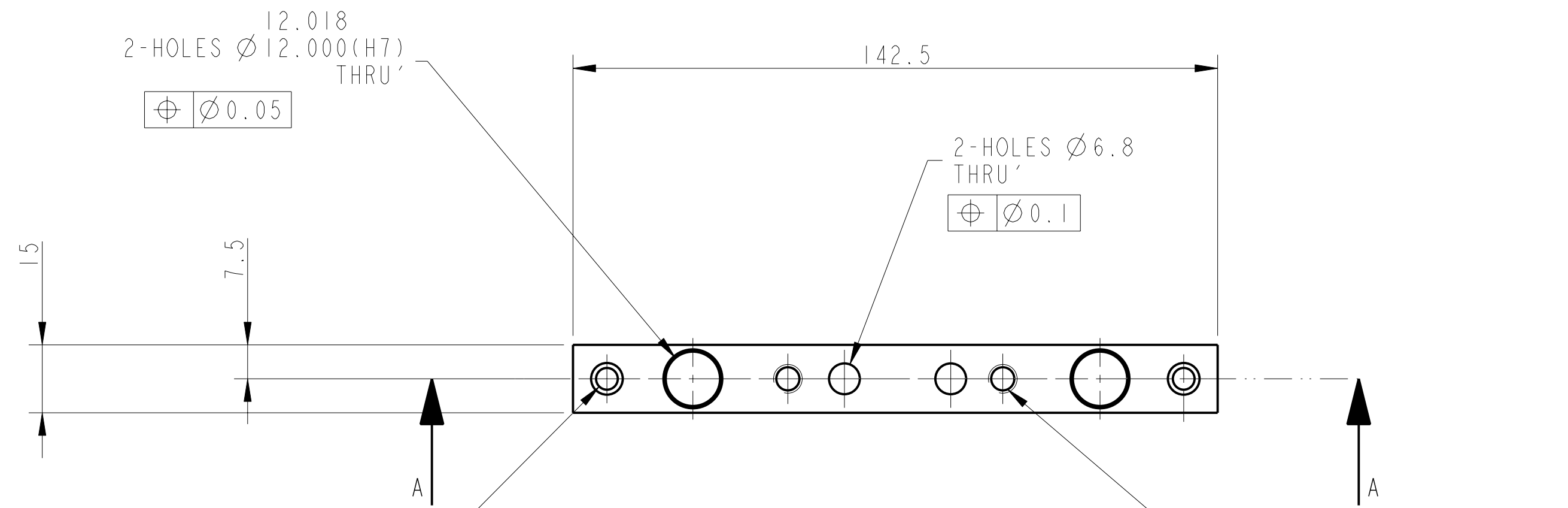


REV.	DATE	DCN #	DRAWING TREE #
A	30-OCT-06	E060260-00	
B	21/DEC/07	E060260-B	



PART NO. (SEE NOTE 4)
TO BE ETCHED OR STAMPED
IN APPROX POSITION SHOWN.

NOTES: (UNLESS OTHERWISE SPECIFIED)

- REMOVE ALL SHARP EDGES, R.02 MIN.
- DO NOT SCALE FROM DRAWING.
- ALL MACHINING FLUIDS SHALL BE WATER SOLUBLE AND FREE OF SULFUR, CHLORINE AND SILICONE, SUCH AS CINCINNATI MILACRON'S CIMTECH 410 (STAINLESS STEEL).
- SCRIBE, ENGRAVE OR STAMP DRAWING PART NUMBER ON NOTED SURFACE OF PART AND A THREE DIGIT SERIAL NUMBER. SERIAL NUMBERS START AT 001 FOR THE FIRST PART AND PROCEED CONSECUTIVELY. USE .07" HIGH CHARACTERS. EXAMPLE: D020188-001. A VIBRATORY TOOL MAY BE USED.

DIMENSIONS ARE IN mm (INCHES)
TOLERANCES:
X.XX \pm 0.2mm (INCHES)
ANGULAR \pm 0.25°

MATERIAL: AL. ALLOY
5083 H4 OR 6061

FINISH: CLEAN
Ra = 1.6

NAME	DATE
DRAWN	NJS/FEL 15/AUG/06
CHECKED	IW ---/---/---
APPROVED	---

CALIFORNIA INSTITUTE OF TECHNOLOGY
GLASGOW UNIVERSITY GEO 600 GROUP
RUTHERFORD APPLETON LABORATORIES

SYSTEM **ADVANCED LIGO**

SUB-SYSTEM **SUS**

NEXT ASSY **QUAD N-PTYPE LOWER STRUCTURE**

PART NAME **BASE BAR**
(ADJUSTABLE STOP MECHANISM)

DRG. NO. **D060458**

SCALE 1:1 PROJECTION SHEET 1 OF 1