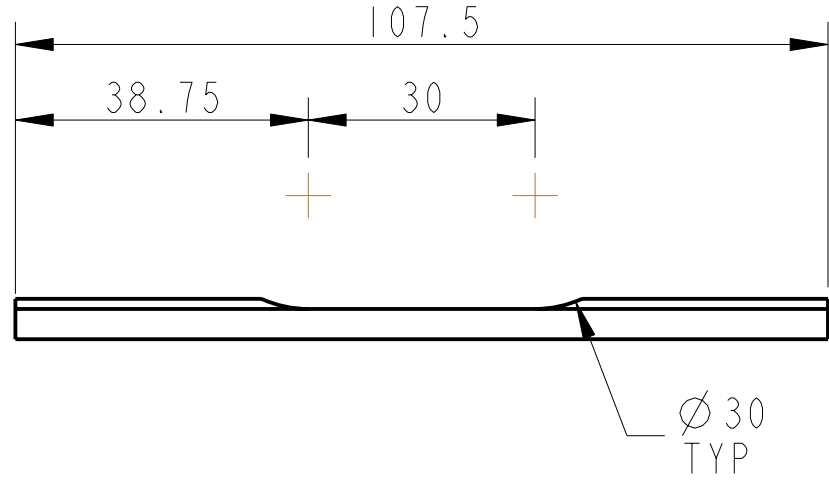
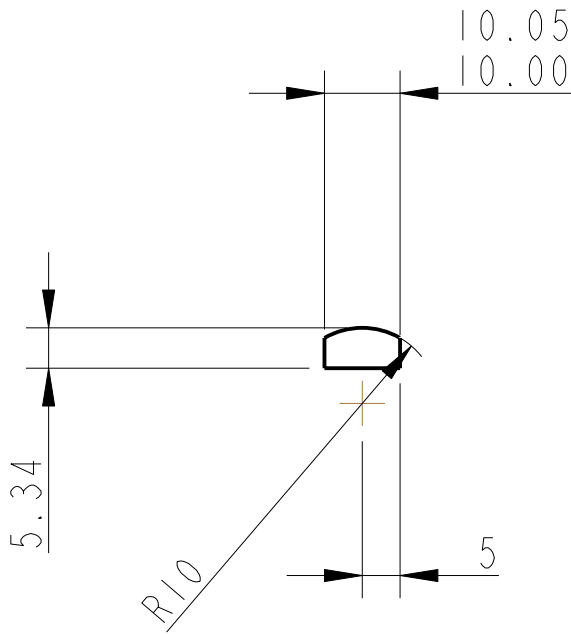
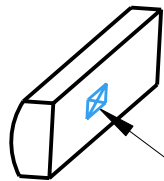


REV.	DATE	DCN #	DRAWING TREE #
A	30-OCT-06	E060260-00	.
B	21/DEC/07	E060260-B	.



PART NO. (SEE NOTE 4)
TO BE ETCHED OR STAMPED
IN APPROX POSITION SHOWN.



NOTES: (UNLESS OTHERWISE SPECIFIED)			CALIFORNIA INSTITUTE OF TECHNOLOGY MASSACHUSETTS INSTITUTE OF TECHNOLOGY IGR, GLASGOW UNIVERSITY GEO 600 GROUP RUTHERFORD APPLETON LABORATORIES	
1. REMOVE ALL SHARP EDGES, R.02 MIN. 2. DO NOT SCALE FROM DRAWING. 3. ALL MACHINING FLUIDS SHALL BE WATER SOLUBLE AND FREE OF SULFUR, CHLORINE AND SILICONE, SUCH AS CINCINNATI MILACRON'S CIMTECH 410 (STAINLESS STEEL) 4. SCRIBE, ENGRAVE OR STAMP DRAWING PARTNUMBER ON NOTED SURFACE OF PART AND A THREE DIGIT SERIAL NUMBER. SERIAL NUMBERS START AT 001 FOR THE FIRST PART AND PROCEED CONSECUTIVELY. USE .07" HIGH CHARACTERS. EXAMPLE: D020188- 001. A VIBRATORY TOOL MAY BE USED.	DIMENSIONS ARE IN mm [INCHES]			
	TOLERANCES:		SYSTEM aLIGO SUB-SYSTEM SUS	
	X.XX ±0.2 mm ° ANGULAR ±0.25 °		NEXT ASSY QUAD LOWER STRUCTURE	
	MATERIAL: PFA 440 HP		PART NAME ADJUSTABLE PAD ADJUSTABLE PAD ASSY (SHORT)	
FINISH: CLEAN √μm [μin] Ra = 1.6		DRAWN NJS/FEL 01/AUG/06 CHECKED MB 15/MAR/10 APPROVED JOD 15/MAR/10		SIZE A DRG. NO. D060460
		SCALE 1:1 PROJECTION:		REV C. SHEET 1 OF 1