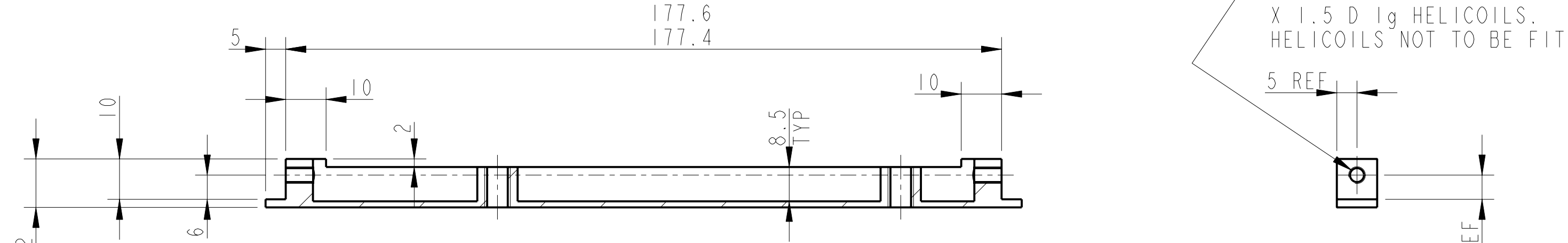
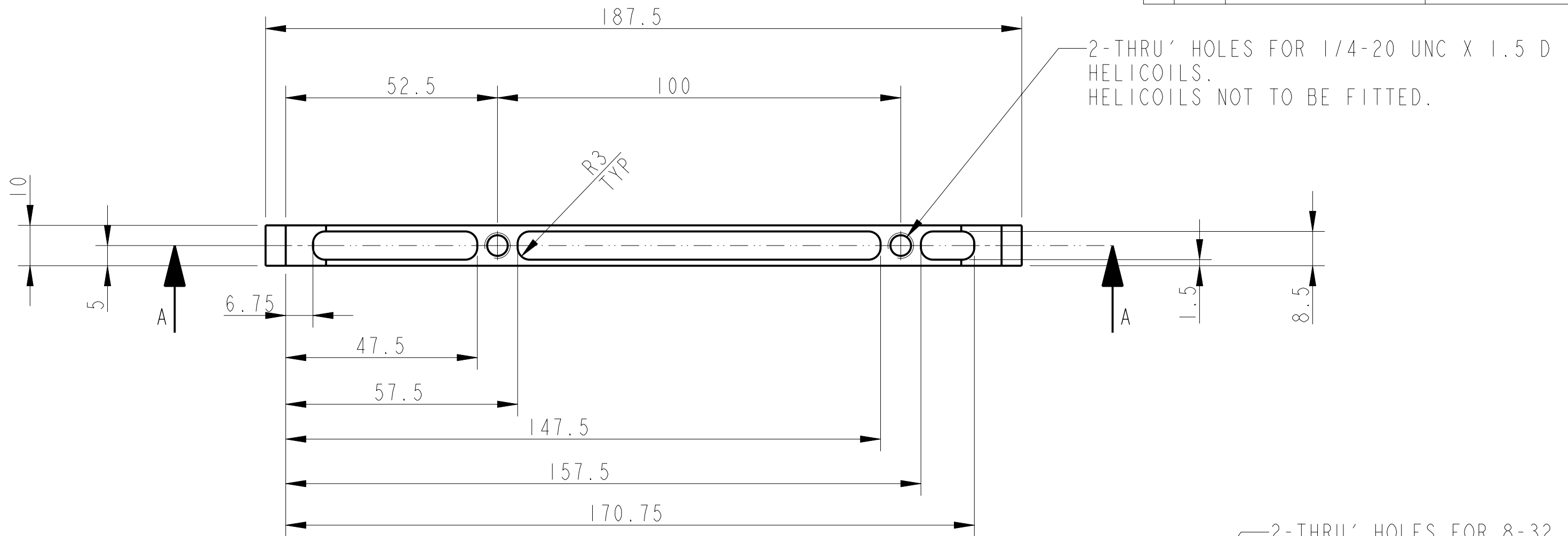
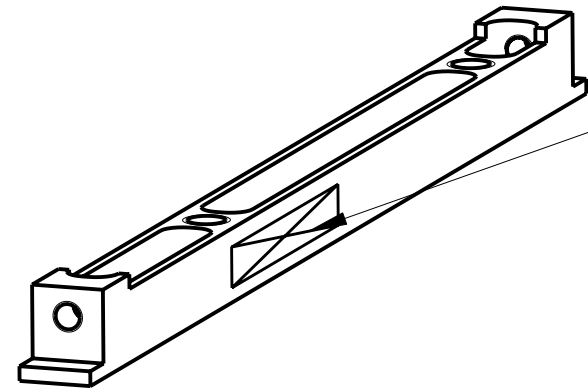


REV.	DATE	DCN #	DRAWING TREE #
A	30-OCT-06	E060260-00	



SECTION A-A



PART NO. (SEE NOTE 4)
TO BE ETCHED OR STAMPED
IN APPROX POSITION SHOWN.

NOTES: (UNLESS OTHERWISE SPECIFIED)

- REMOVE ALL SHARP EDGES, R.02 MIN.
- DO NOT SCALE FROM DRAWING.
- ALL MACHINING FLUIDS SHALL BE WATER SOLUBLE AND FREE OF SULFUR, CHLORINE AND SILICONE, SUCH AS CINCINNATI MILACRON'S CIMTECH 410 (STAINLESS STEEL)
- SCRIBE, ENGRAVE OR STAMP DRAWING PART NUMBER ON NOTED SURFACE OF PART AND A THREE DIGIT SERIAL NUMBER. SERIAL NUMBERS START AT 001 FOR THE FIRST PART AND PROCEED CONSECUTIVELY. USE .07" HIGH CHARACTERS. EXAMPLE: D020188- 001. A VIBRATORY TOOL MAY BE USED.

DIMENSIONS ARE IN mm [INCHES]
TOLERANCES:
X.XX ±0.2 mm
ANGULAR ±0.25 °

MATERIAL: AL ALLOY
5083 H4 OR 661

FINISH: CLEAN
√μm [μin] Ra = 1.6

	NAME	DATE
DRAWN	NJS/FEL	13/JULY/06
CHECKED	J'OD	--/--/--
APPROVED	IW	22/MAY/06

SYSTEM	ADVANCED LIGO
SUB-SYSTEM	SUS
NEXT ASSY	QUAD N-PTYPE LOWER STRUCTURE
PART NAME	EARTHQUAKE-STOP MOUNTS-LONG LOWER STRUCTURE
DRG. NO.	D060475

SCALE 1:1 PROJECTION: SHEET 1 OF 1