I.0 INCH BELLOWS TIE-ROD ASSEMBLY - ADVANCED LIGO # D0902727-v1

	ITEM	PART NUMBER	SUFFIX	QTY	UM	DESCRIPTION
	1	BY VENDOR		1	FT	TUBE STEEL, SST, 304, 1/2"x6"x8"
*	2			1	FT	FLAT BAR, STL, A588, 1/2"x3"
*	3			1	FT	FLAT BAR, STL, A588, 1/4"x4"
*	4			2	FT	ROD,THREAD, STL, A36 1"-8 UNC
*	5			4	EA	NUT, HEX, STL, A325, 1"-8 UNC
	6	BY VENDOR		1.5	FT	FLAT BAR, SST, 304, 3/8"x4"

* ELECTROLESS NICKEL PLATE

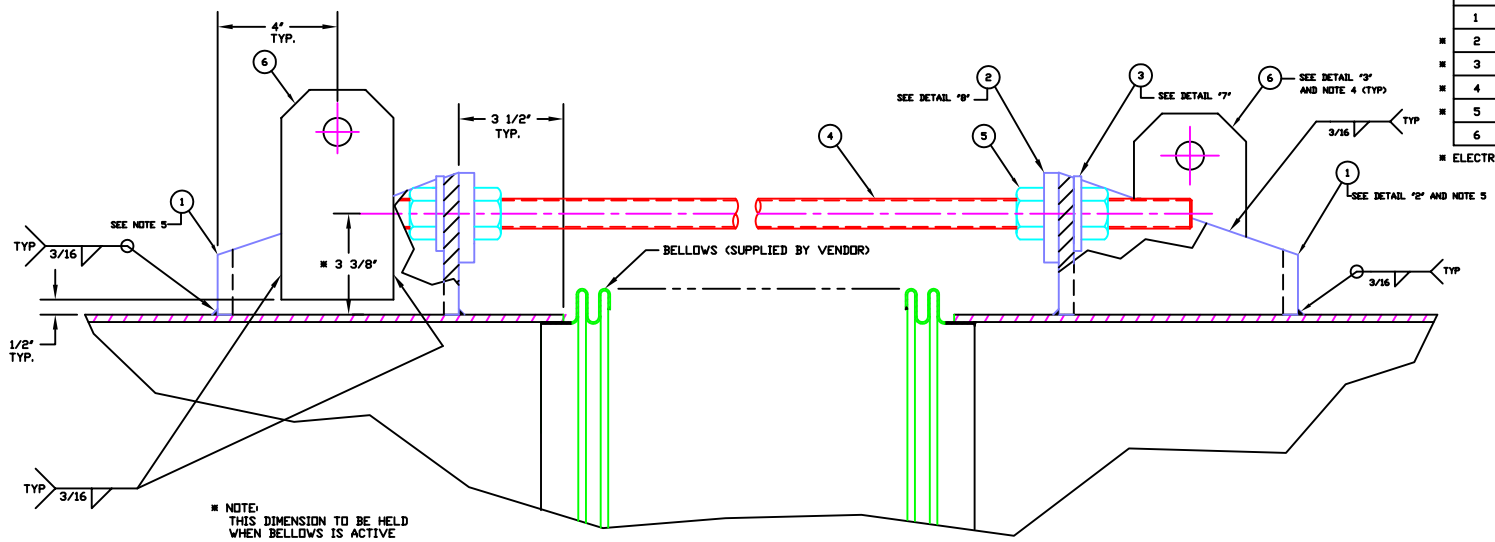

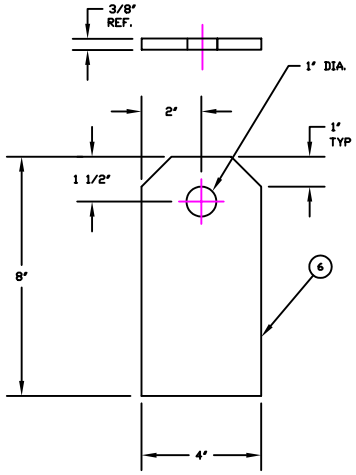

DETAIL "3"
LIFTING LUG
QTY: 2

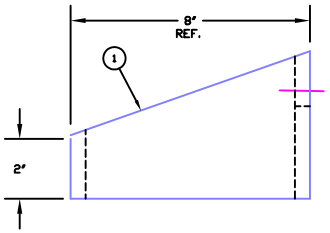

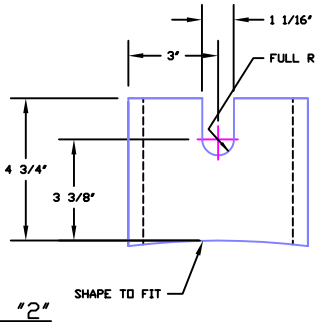

DETAIL "2"
QTY: 2

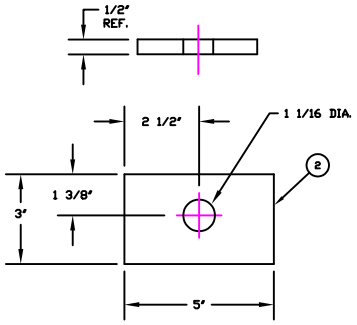

DETAIL "8"
WASHER PLATE
QTY: 2

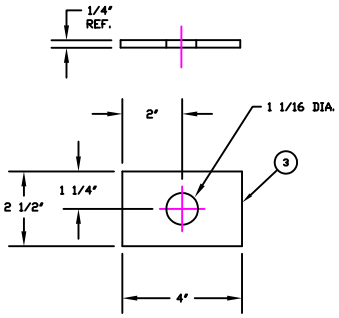

DETAIL "7"
WASHER PLATE
QTY: 2

NOTES:

1. ALL MATERIALS PROVIDED BY BELLOWS VENDOR.
2. CERTIFICATE OF COMPLIANCE REQUIRED FOR ALL MATERIAL EXCEPT ITEMS 1 & 6 REQUIRING CMTR.
3. DO NOT USE CARBON STEEL BRUSHES OR BRUSHES CONTAMINATED WITH CARBON STEEL ON STAINLESS OR ALUMINUM MATERIAL.
4. ITEM 6 REQUIRED ONLY AS SHOWN PER SPOOL ARRANGMENT DWG'S.
5. ITEM 1 MAY BE FABRICATED FROM FORMED PLATE AT VENDOR'S OPTION. DESIGN SUBJECT TO PSI APPROVAL.

PROPRIETARY AND CONFIDENTIAL

THIS DOCUMENT CONTAINS PROPRIETARY INFORMATION BELONGING TO PROCESS SYSTEMS INTERNATIONAL, INC. OR ITS AFFILIATED COMPANIES AND SHALL BE USED ONLY FOR THE PURPOSE FOR WHICH IT WAS SUPPLIED. IT SHALL NOT BE COPIED, REPRODUCED OR OTHERWISE USED, NOR SHALL SUCH INFORMATION BE FURNISHED IN WHOLE OR IN PART TO OTHERS EXCEPT IN ACCORDANCE WITH THE TERMS OF ANY AGREEMENT UNDER WHICH IT WAS SUPPLIED OR WITH THE PRIOR WRITTEN CONSENT OF PROCESS SYSTEMS INTERNATIONAL, INC. AND SHALL BE RETURNED UPON REQUEST.

DWG. NO.	DESCRIPTION	DWG. NO.	DESCRIPTION
	REFERENCE DRAWINGS		

UNLESS OTHERWISE SPECIFIED
DIMENSIONS ARE IN INCHES
TOLERANCES:
FRACTIONAL ±1/
ANGULARNCE ±0°-30' BEND ±0°
TWO PLACE DECIMAL ± .03
THREE PLACE DECIMAL ± .005
FINISHES SURFACE RHO
BREAK CORNERS .06 OUT
REMOVE ALL BURRS

DO NOT SCALE THIS DRAWING

USED ON:

NEXT ASS'Y:

REV	DESCRIPTION	CHKD	DRWN	DATE	DECN
0	RELEASED FOR FAB		PV	9/11/96	0191

ISSUE DESCRIPTION

PROCESS SYSTEMS INTERNATIONAL INC.
20 WALKUP DR. WESTBOROUGH, MASSACHUSETTS 01581 USA

BELLOWS TIE-ROD ASSEMBLY
LIGO VACUUM EQUIPMENT

CAD FILE	SIZE	DWG NO.	REV.
V0494124	D	V049-4-124	0

SCALE HALF | SHEET 1 OF 1

Sept 17, 1996 - 13:32:58