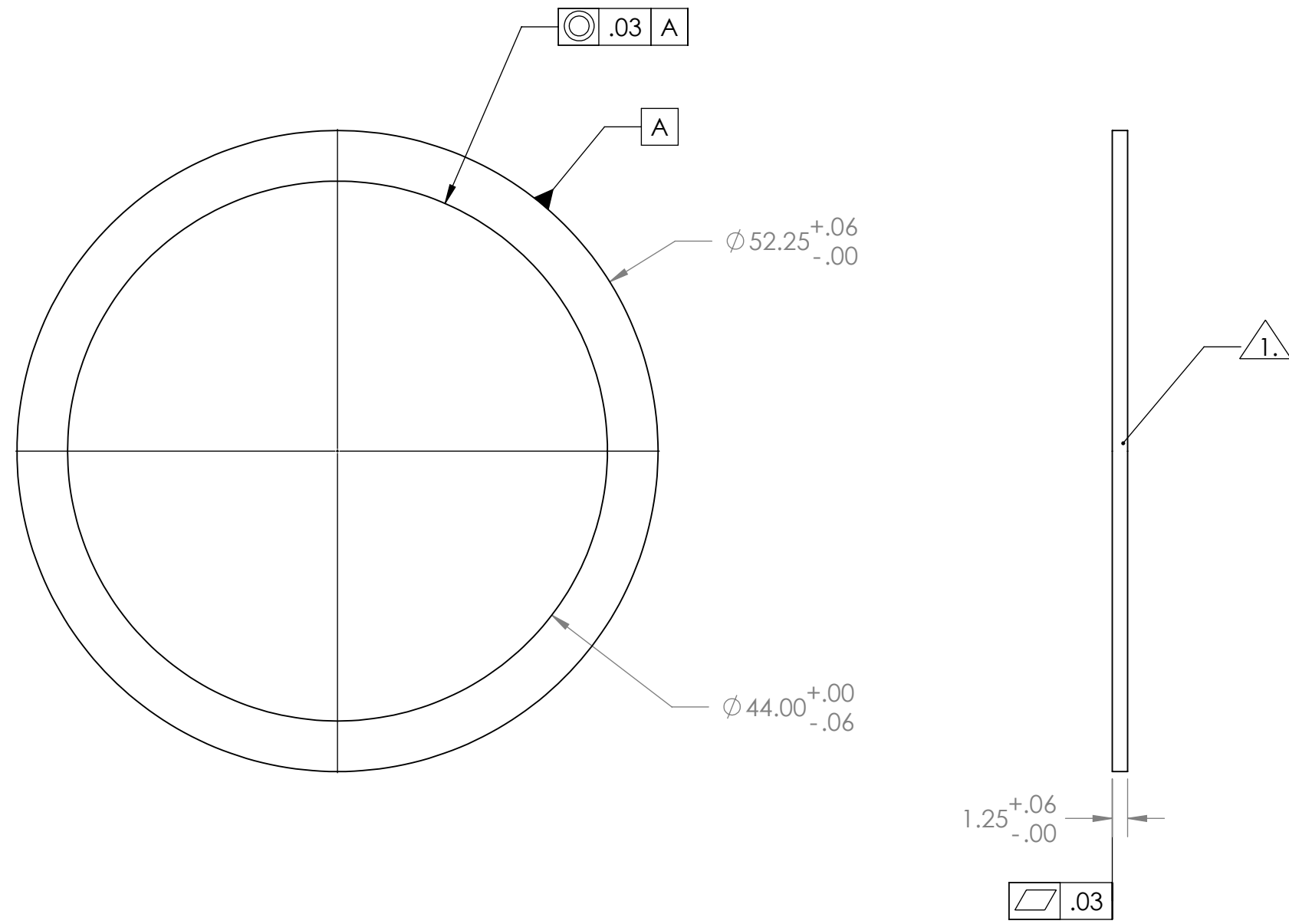



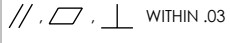

PROPRIETARY AND CONFIDENTIAL
 THE INFORMATION CONTAINED IN THIS
 DRAWING IS THE SOLE PROPERTY OF
 GNB CORPORATION. ANY
 REPRODUCTION IN PART OR AS A WHOLE
 WITHOUT THE WRITTEN PERMISSION OF
 GNB CORPORATION IS PROHIBITED.

ZONE		REV.	DESCRIPTION	DATE	APPROVED
		A	RELEASED TO PRODUCTION	8/20/2010	MKM2



NOTES:

1. $\text{△} 1.$ TURN OUTER DIAMETER TO WITHIN TOLERANCE, THEN ENGRAVE THE FOLLOWING USING A VIBRATORY TOOL WITH A TIP WITH A MINIMUM RADIUS OF .005":
 - a. HEAT NUMBER
 - b. LOT NUMBER
 - c. PART NUMBER
2. PROVIDE A COUPON, SIZED 2" X 2", FROM THE SAME HEAT NUMBER, LOT, AND THICKNESS OF THE MATERIAL.
3. NO WELD SPLICES OR REPAIR WELDING ALLOWED
4. MATERIAL IDENTIFICATION TO BE MAINTAINED AT ALL TIMES. IF IDENTIFICATION IS LOST, TESTING REQUIRED FOR THE MATERIAL MUST BE REPEATED.
5. NO GRINDING ALLOWED
6. FORGING MUST BE PROTECTED FROM CONTAMINATION FROM CARBON STEEL OR HYDROCARBONS. KEEP FORGINGS PROTECTED AT ALL TIMES.
7. PACKAGE FORGINGS PER ASTM A-700.

DESCRIPTION FORGING, 1.25 THK, 44.00 ID, 52.25 OD		WEIGHT: 225.31 #	
MATERIAL: AISI 304L PER ASME SPEC SA-182 GRADE F; MAX SULFUR CONTENT .006%		 SCIENTIFIC AND INDUSTRIAL EQUIPMENT 3200 DWIGHT RD. SUITE 100 ELK GROVE, CA, 95758 916-395-3003 FAX: 916-395-3363 www.gnbvalves.com	
UNLESS OTHERWISE SPECIFIED: DIMENSIONS ARE IN INCHES TOLERANCES: ANGULAR: $\pm 0^{\circ}30'$.XX $\pm .06$.XXX $\pm .005$ UNSPECIFIED FILLETS: R.015 BREAK EDGES .010x45° REMOVE ALL BURRS	FINISH 250	APPROVALS	DATE
 WITHIN .03 THIRD ANGLE PROJECTION 		DRAFTER MKM2	6/14/10
		CHECKER RW	6/14/10
		ENGINEER MKM2	6/14/10
TITLE: FORGING, FLANGE, 44ID X 52.25 OD		DO NOT SCALE DRAWING SCALE: 1:12	
		DWG. NO. B 114292-00S	REV A
		SHEET 1 OF 1	