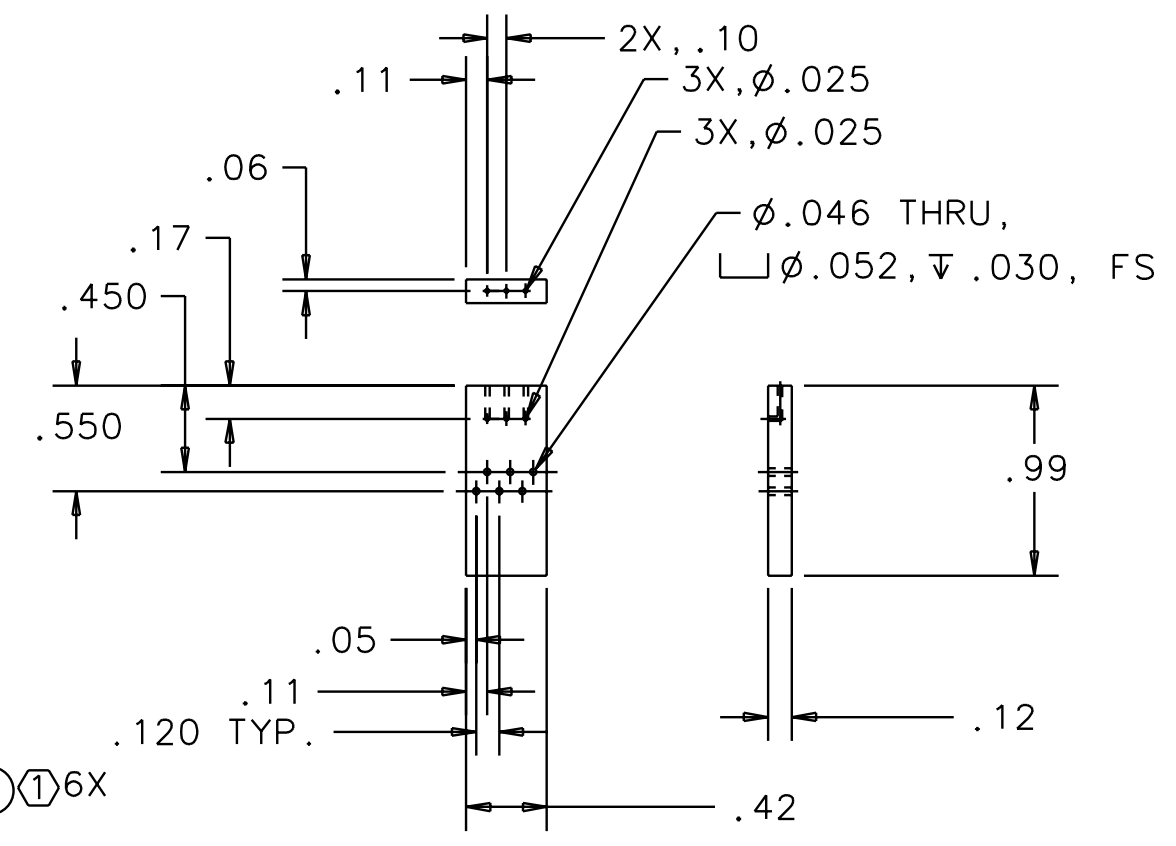
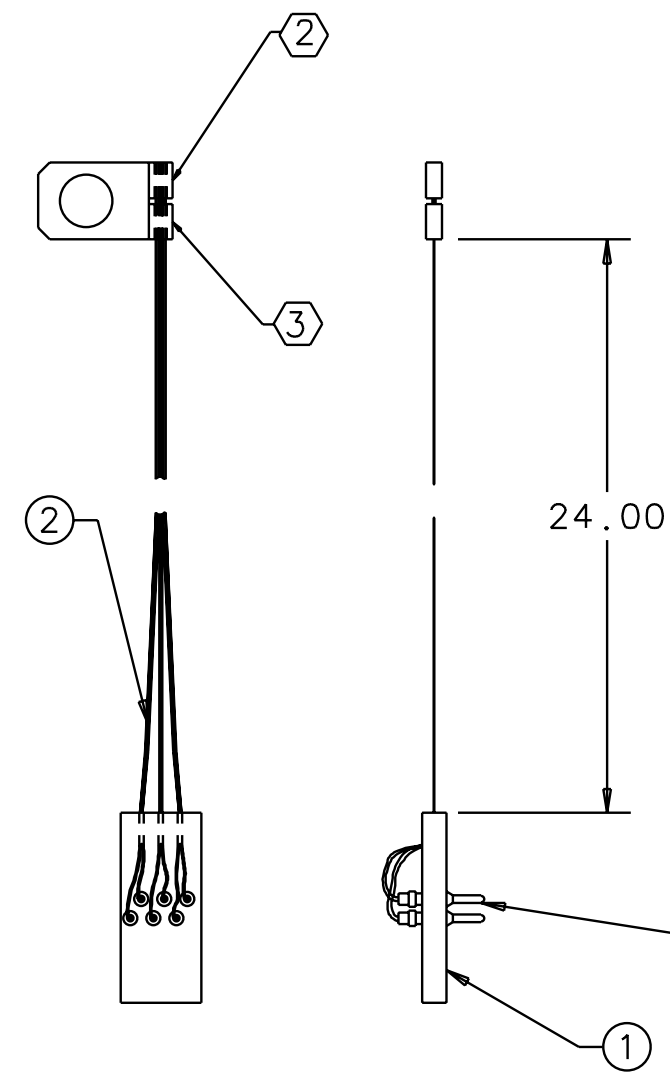
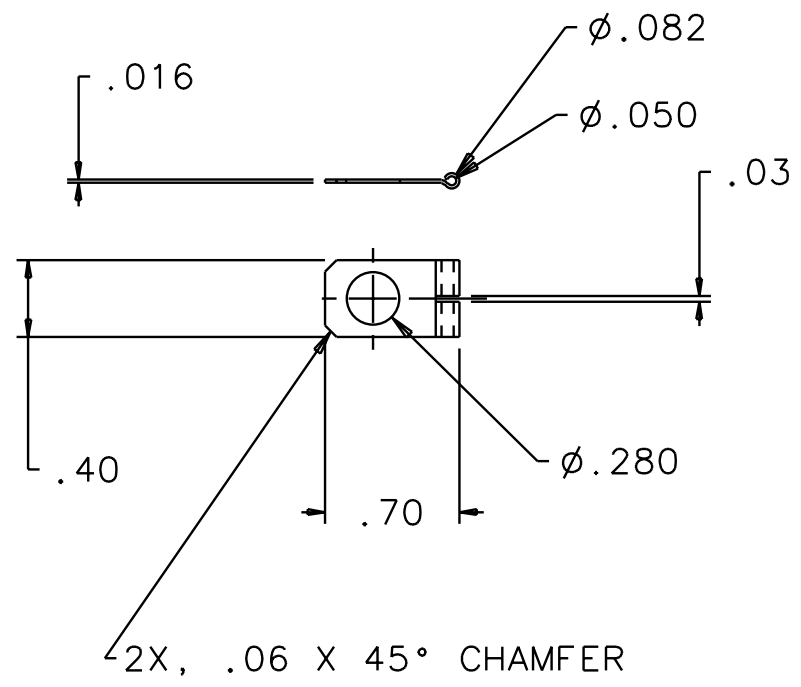


REV	DATE	DRAWN BY	CHECKED	DCC	DCN/DESCRIPTION
A	2-22-00	J. Romie			E000108/INITIAL RELEASE

NOTES: (UNLESS OTHERWISE SPECIFIED)
 ① SOLDER WIRES TO PINS.
 ② REMOVE INSULATION AND SOLDER WIRES TO LUG AT THIS LOCATION.
 ③ STRAIN RELIEF FOR WIRES.



QTY REQD	PART OR IDENTIFYING NO	NOMENCLATURE OR DESCRIPTION	MATERIAL SPECIFICATION	ITEM NO
1		COPPER LUG	COPPER SHIM ALLOY 110, ANNEALED	4
6	WIRE PRO CONNECTOR P/N 17-20250	PIN FROM D CONNECTOR		3
A/R	MWS, #32 GAGE	SINGLE CLEAR TEFLON MAGNET WIRE		2
1		PIGTAIL RECTANGULAR PLATE	PRESHRUNK PFA 440HP	1

UNLESS OTHERWISE SPECIFIED DIMENSIONS ARE IN IN. TOLERANCES ARE:
 FRACTIONS DECIMALS
 .XX = ± .02
 .XXX = ± .003
 ANGLES = ± .5°
 DO NOT SCALE DRAWING

APPROVALS: DRAWN J. Romie, CHECKED, DATE 2-00

MATERIAL: SEE PARTS LIST, FINISH: NONE, SCALE: 1/1

FILENAME: /home/dcc/docs/D000068.pdf

CALIFORNIA INSTITUTE OF TECHNOLOGY
 MASSACHUSETTS INSTITUTE OF TECHNOLOGY
 LIGO
 ACCESS PIGTAIL

SIZE B, DWG NO. D000068, REV A, SHEET 1 OF 1