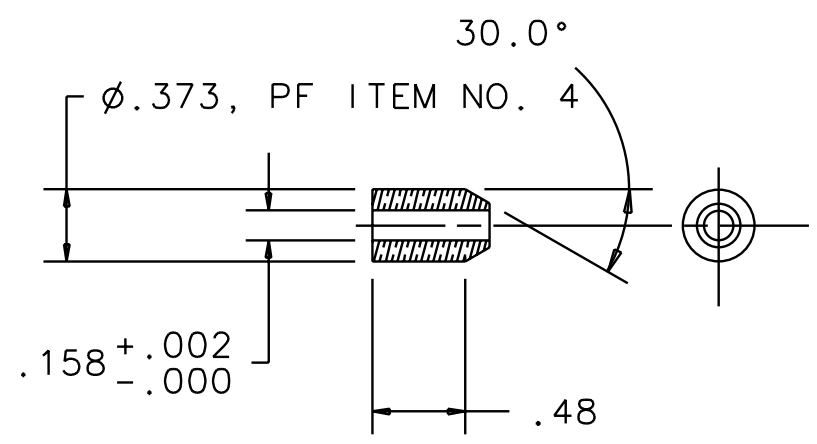
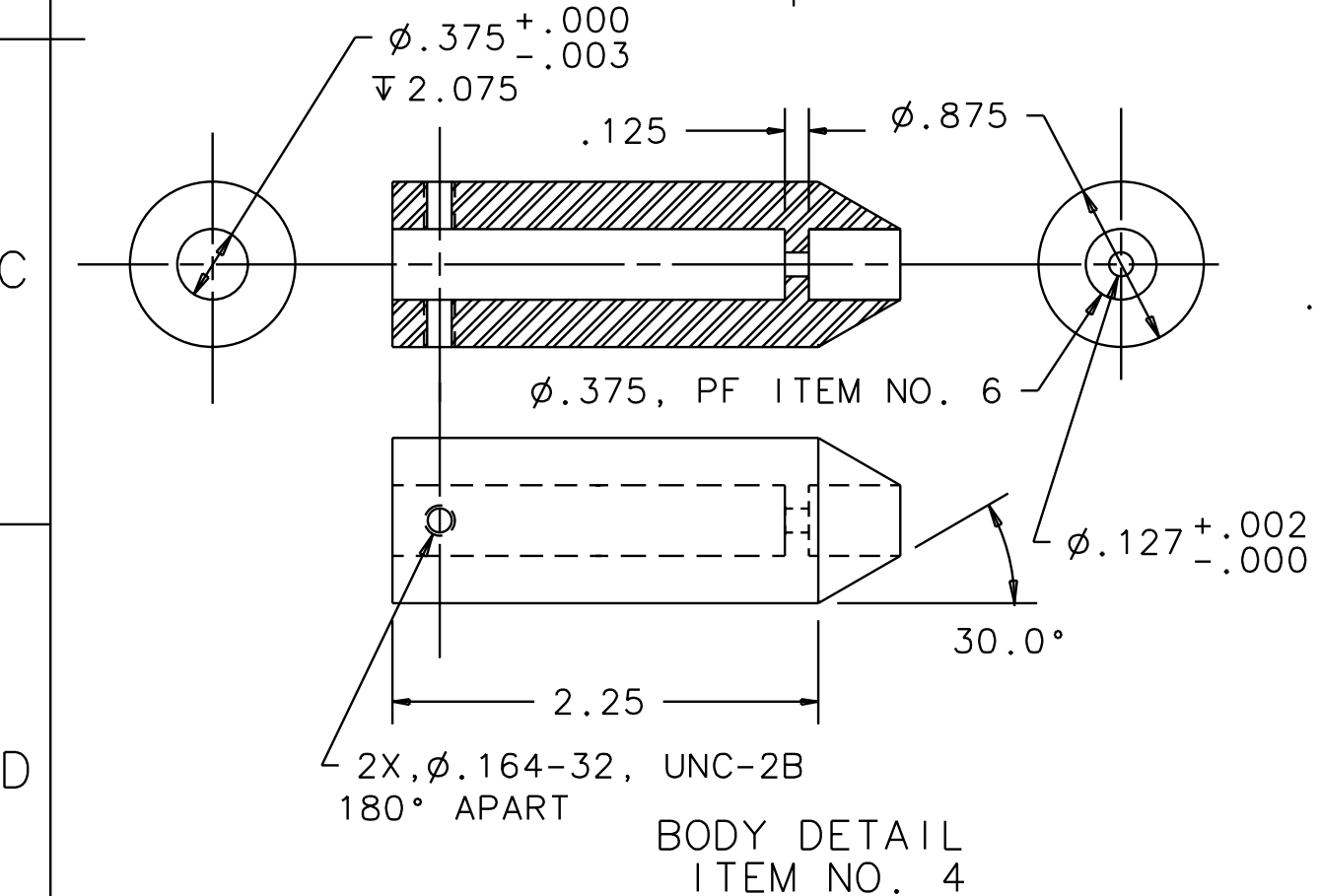
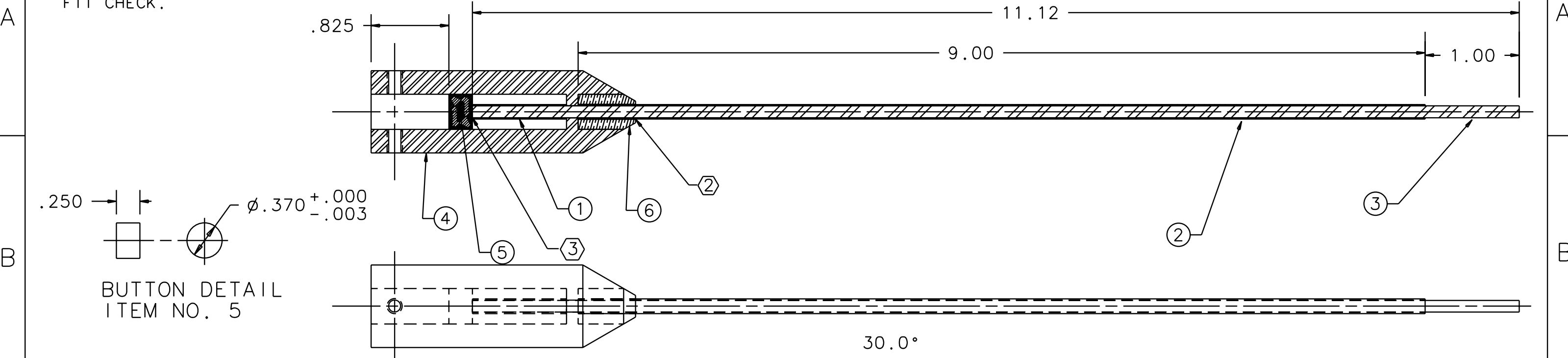


NOTES: (UNLESS OTHERWISE SPECIFIED)
 1. DIMENSIONS IN INCHES.
 ② SILVER SOLDER ITEMS 2 AND 6.
 ③ SILVER SOLDER AND/OR THREAD
 THIS SUB ASSEMBLY OF ITEMS 3 AND 5.
 TURN AND FACE ITEM NO. 5 AFTER
 FIT CHECK.

REV	DATE	DRAWN BY	CHECKED	DCC	DCN/DESCRIPTION
A		J. Romie			INITIAL RELEASE/DCN E00



QTY REQD	FSCM NO	PART OR IDENTIFYING NO	NOMENCLATURE OR DESCRIPTION	MATERIAL SPECIFICATION	ITEM NO
1			PLUG, $\phi .375 \times 1.0$ LONG	BRASS	6
1			BUTTON, $\phi .375 \times .250$	BRASS	5
1			BODY, $\phi .875 \times 3.00$ LONG	STAINLESS	4
1			ROD, $\phi .125 \times 11.13$ LONG	STAINLESS	3
1			TUBE, .156 OD x .126 ID x 9.0" LONG	BRASS	2
1			CENTURY SPRING P/N C-516 SPRING, 5/32 OD x 1.0 LONG x $\phi .011$ WIRE (.127 ID)	STAINLESS OR MUSIC WIRE	1

UNLESS OTHERWISE SPECIFIED DIMENSIONS ARE IN IN TOLERANCES ARE: FRACTIONS DECIMALS .XX = ± .03 .XXX = ± .005 ANGLES = ± .5° DO NOT SCALE DRAWING

APPROVALS		DATE	TITLE	
DRAWN J. HAZEL ROMIE	GROUP	3/27/00	LIGO CALIFORNIA INSTITUTE OF TECHNOLOGY MASSACHUSETTS INSTITUTE OF TECHNOLOGY	
CHECKED D. COOK			PZT DRIVER EXTENSION	
MATERIAL			SIZE B	DWG NO. D000102
FINISH NONE				REV 00
SCALE 1/1	FILENAME /home/dcc/docs/D970073.pdf		SHEET 1 OF 1	