

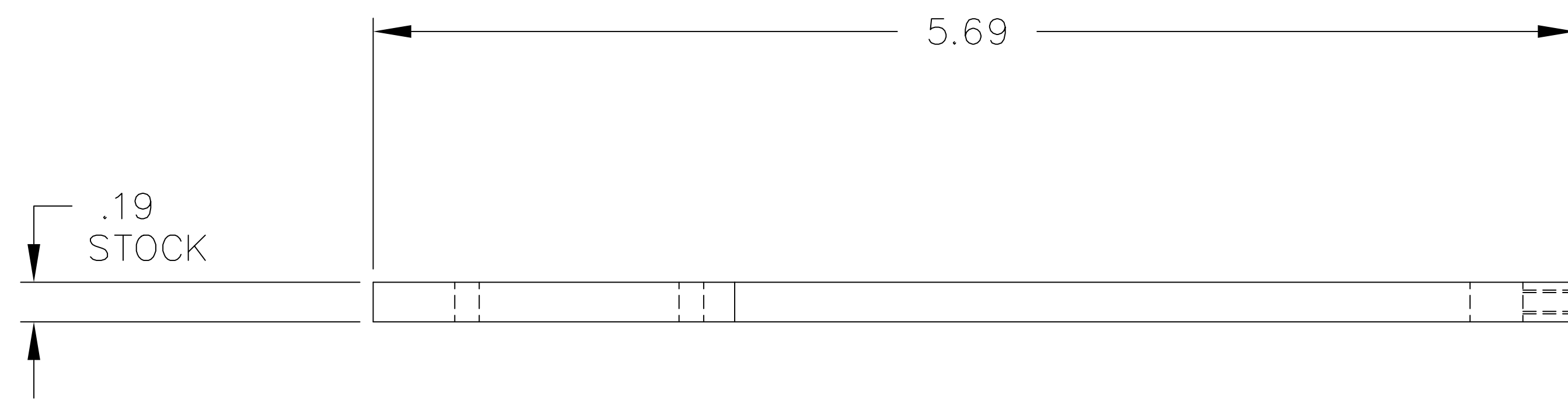
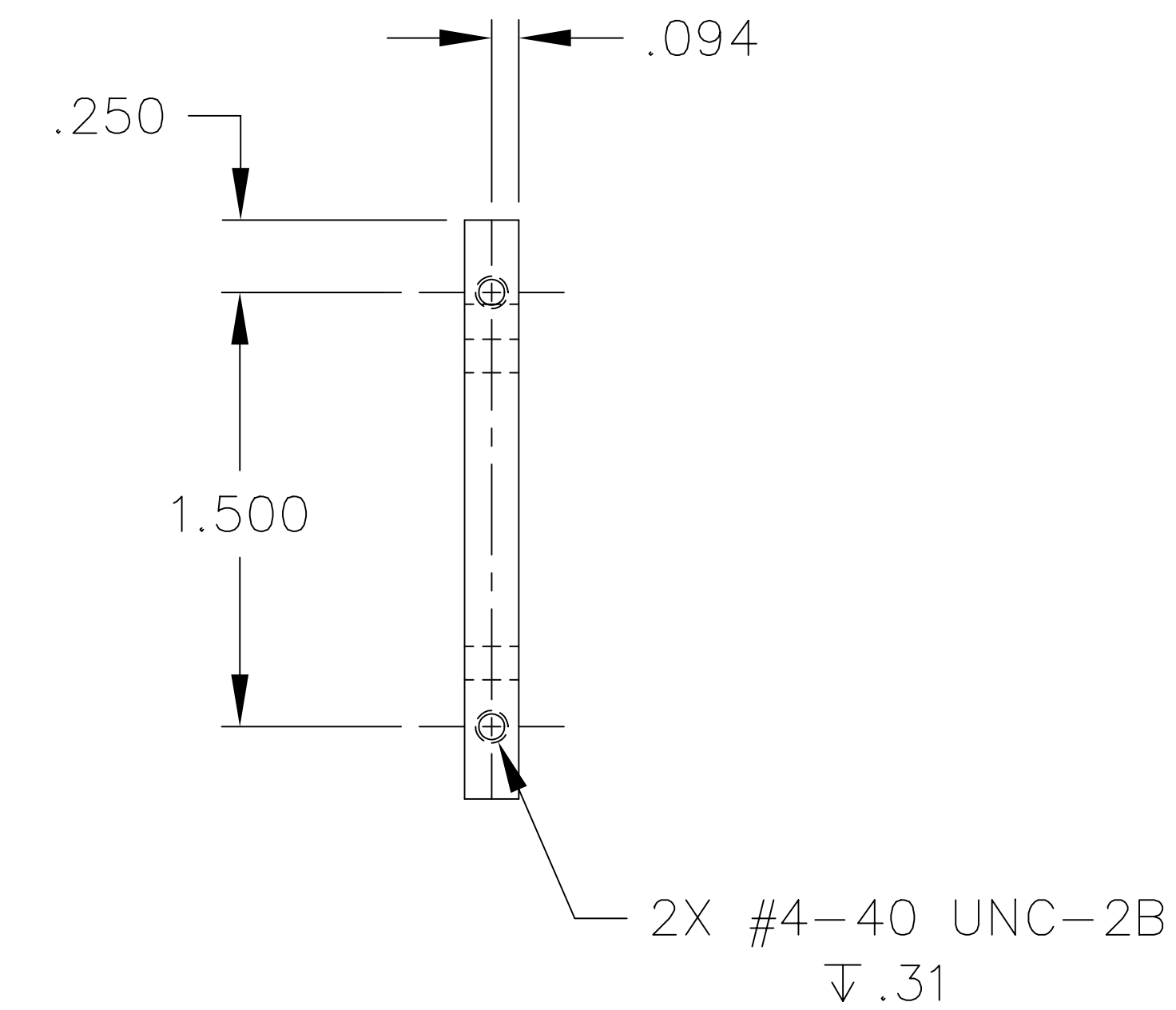
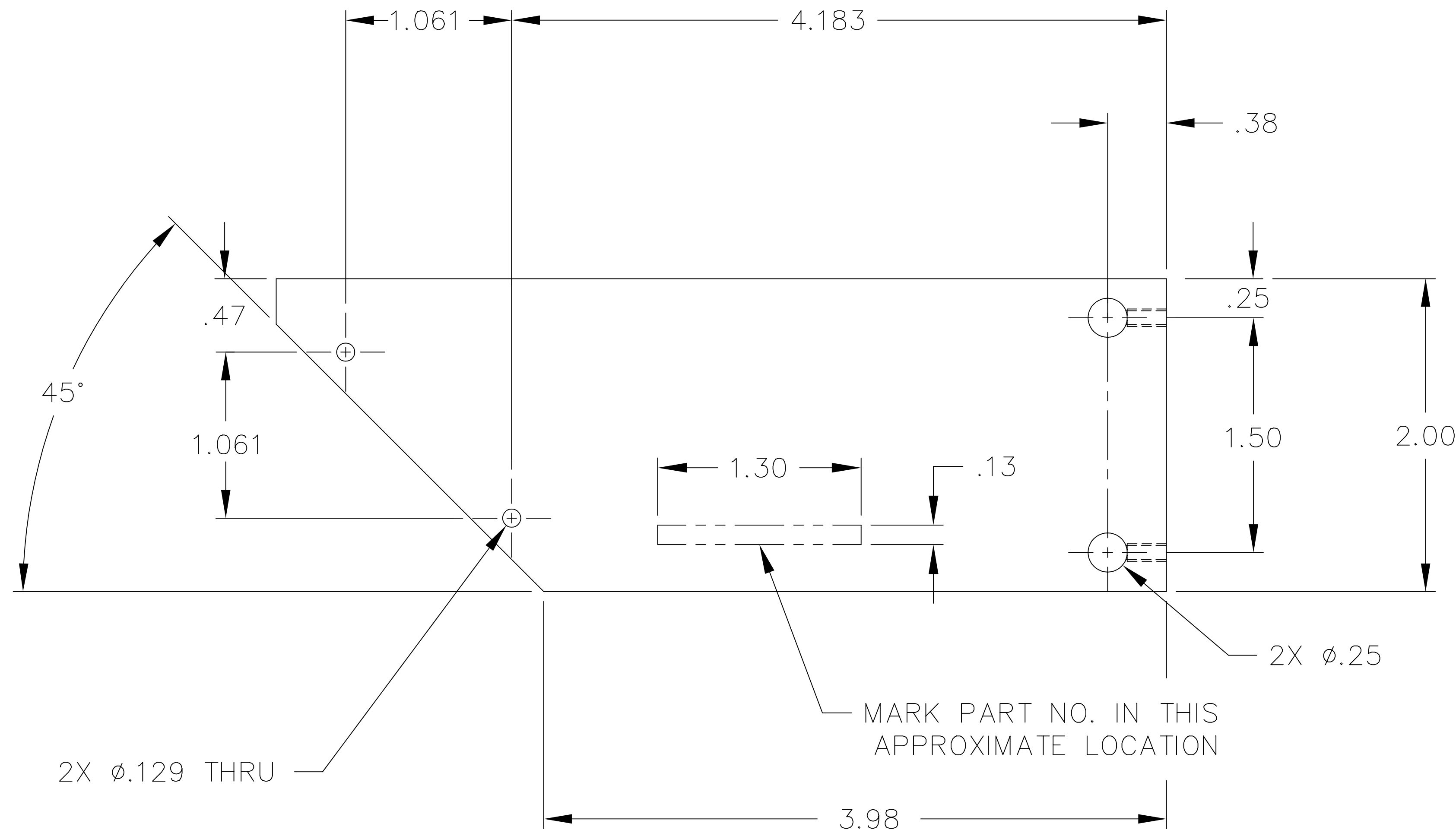
6 5 4 3 2 1

NOTES: (UNLESS OTHERWISE SPECIFIED)

~~Liquid contaminants/Machining Lubricants~~
 Liquids containing hydrocarbons or other contaminants, other than the machining fluids specified herein, shall not be allowed to come into contact with suspension material at any time. All machining fluids shall be water soluble and free of sulfur, chlorine and silicone; such as Cincinnati Milacron's Cimtech 410 (stainless steel).

~~Identification Serial Number~~
 A serial number shall be etched, or scribed on the part see note drawing note.
 Serial Number Format
 The Serial number shall be of the format: D99xxxx-x-001

Example: D990021-A-001
 The drawing number, The revision number, The sequential part number



REF. MAKE 2 TOTAL

DOES NOT REMAIN IN VACUUM

REF	QTY	PART or DRWG No.	DESCRIPTION	MATERIAL
PARTS and MATERIAL LIST				
LIGO CALIFORNIA INSTITUTE OF TECHNOLOGY MASSACHUSETTS INSTITUTE OF TECHNOLOGY				
PLATE, TARGET SUPPORT, SHORT				
CAD FILE		SIZE	DWG. NO.	
D000388-A		C	D000388-A	
SCALE		SHEET		
1 : 1		1 OF 1		

UNLESS OTHERWISE SPECIFIED DIMENSIONS ARE IN FEET (cm)			
TOLERANCES:		THREE PLACE DECIMAL ± .005	
FRACTIONAL ± 1/16		FINISHED SURFACE RMS .63	
ANGULAR ± .25°		BREAK CORNERS IN: .015 OUT: .015	
ANGULAR MACH ± BEND ±		REMOVE ALL BURRS	
TWO PLACE DECIMAL ± .01			
XXX	XXX	MATERIAL:	HEAT TREAT:
		6061 T-6 ALUM.	/
		FINISH:	/
DWG. NO.	DESCRIPTION	USED ON: XXX	NEXT ASS'Y: XXX
	REFERENCE DRAWINGS		

6 5 4 3 2 1