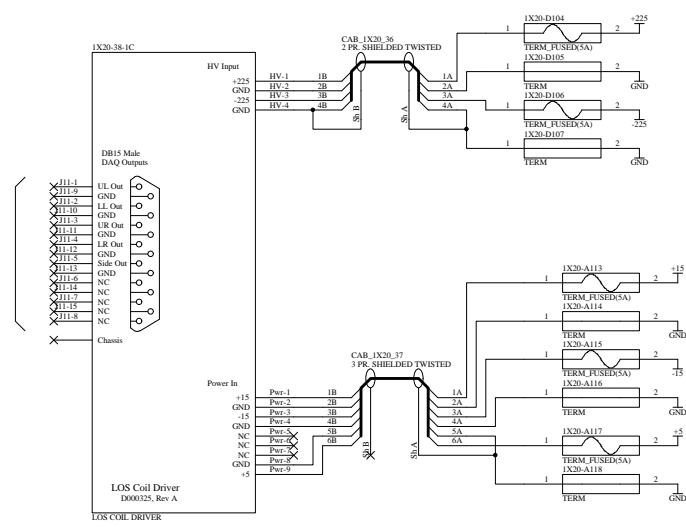
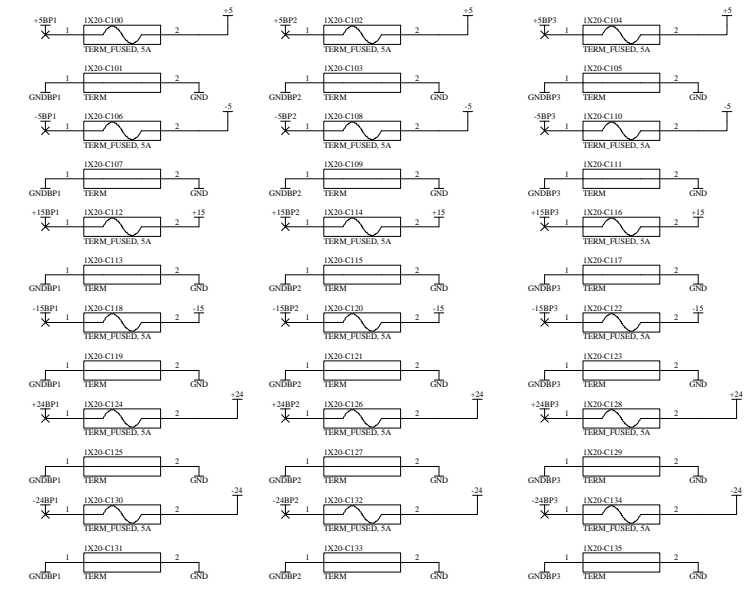


DAQ Interface Module TBD



Note: Special wiring on Power to Coil Driver

Note:
Power Connections for Eurocard modules are made through the backplane and are designated as XXXBP1. Bulk power supply connections to the eurocard backplane lugs are designated +XX.



1

2

3

4

5

6

wa4kESXControls1
wa4kESXControls1.Sch




wa4kESXControls2
wa4kESXControls2.Sch



wa4kESXControls3
wa4kESXControls3.Sch



wa4kESXControls4
wa4kESXControls4.Sch



wa4kESXControls5
wa4kESXControls5.Sch



D

D

C

C

B

B

A

A

Title		<i>LIGO Laboratory</i> California Institute of Technology Massachusetts Institute of Technology			
Size: B	DCC Number: D010034	SCH / PCB Revision: 00	Engineer: J. Heefner	Date: 1-Feb-2001	Time: 14:20:11
File: K:\h\cad\ligo\users\jay\wa4kESXControls\wa4kESXControls.Prj				Sheet 0 of 5	

1

2

3

4

5

6