

6

5

4

3

2

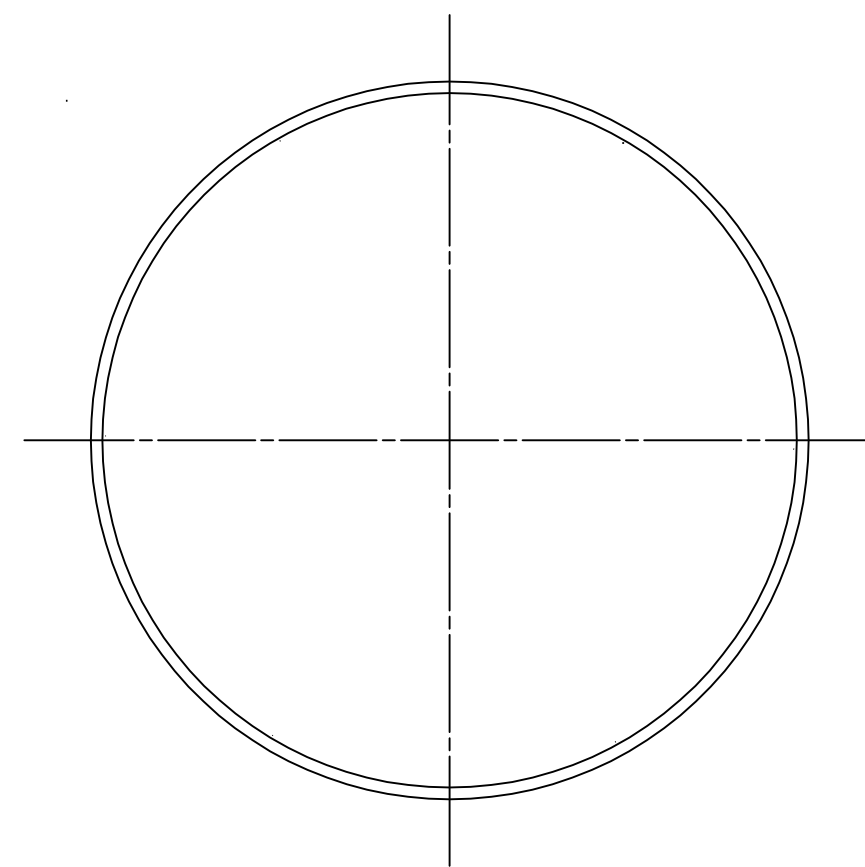
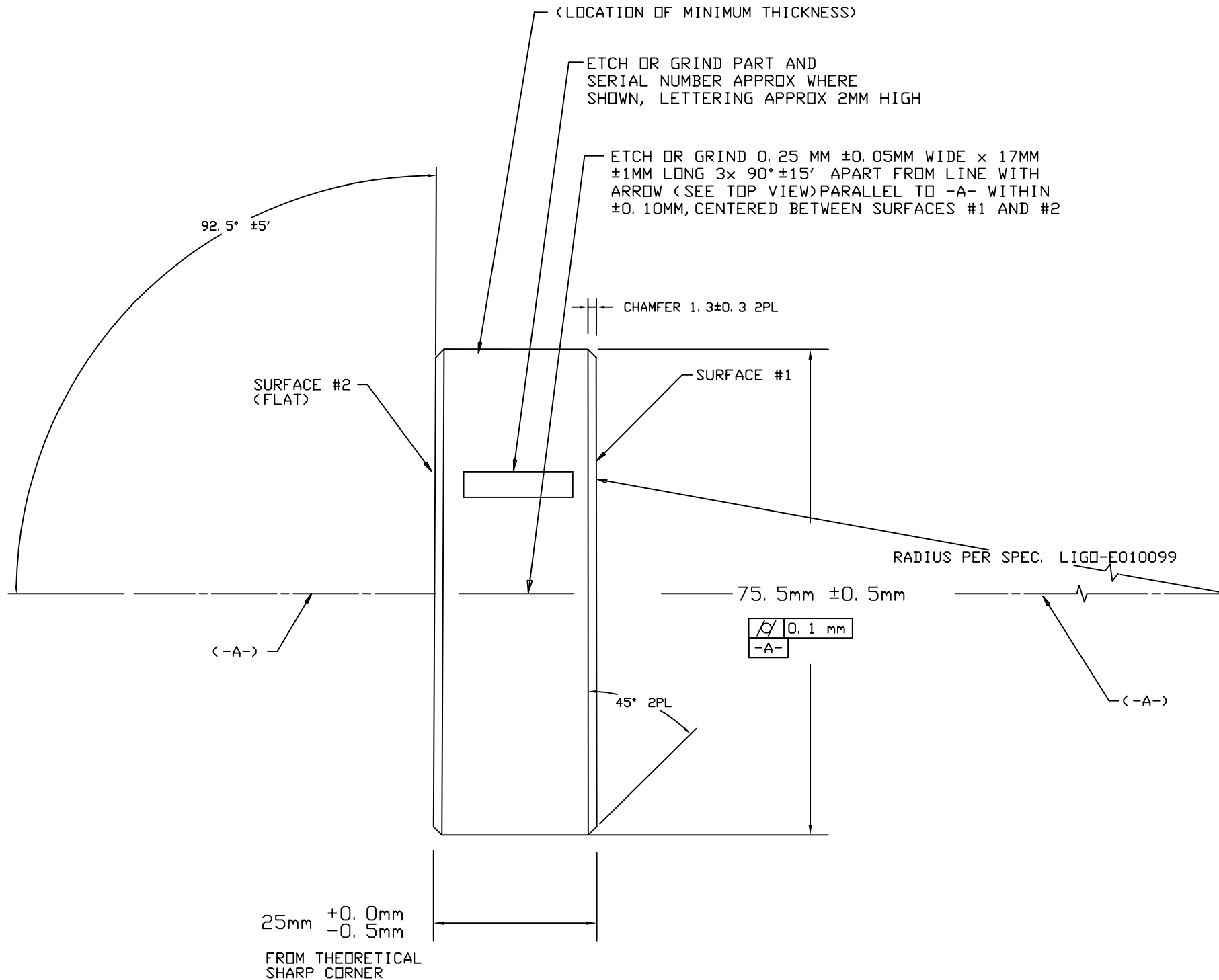
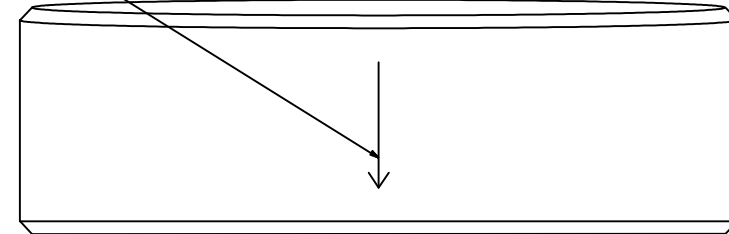
1

NOTES: (UNLESS OTHERWISE SPECIFIED)

- 1. ALL DIMENSIONS ARE IN MILLIMETERS AND DEGREE-MINUTES.
- 2. DRAWING TO BE INTERPRETED PER ANSI Y14.5M-1982.
- 3. POLISH ALL FACES, EDGES AND CHAMFERS PER SPECIFICATION LIGO-E010099.

REV	DATE	DRAWN BY	CHECKED	DCC	DCN/DESCRIPTION
A	09-05-01	BILLINGSLEY			E010104-00

ETCH OR GRIND 0.25 MM ±0.05MM WIDE × 17MM ±1MM LONG LINE WITH ARROW POINTING TOWARD SURFACE #1, PARALLEL TO -A- WITHIN ±0.10MM, CENTERED BETWEEN SURFACES #1 AND #2, AND AT LOCATION OF MINIMUM PART THICKNESS ±1°0'



DRWN	BILLINGSLEY	DATE	09-05-01	CALIFORNIA INSTITUTE OF TECHNOLOGY MASSACHUSETTS INSTITUTE OF TECHNOLOGY		LIGO PROJECT	
CHKD				CAD FILE:			
ENGR				SUBSTRATE, POWER RECYCLING MIRROR, 40M RSE EXPERIMENT			
APPD				SCALE:	NTS	SIZE	DRAWING NUMBER
MATERIAL:		FUSED SILICA		B		D010101-A	SHEET 1 OF 1
DO NOT SCALE DRAWING							

6

5

4

3

2

1