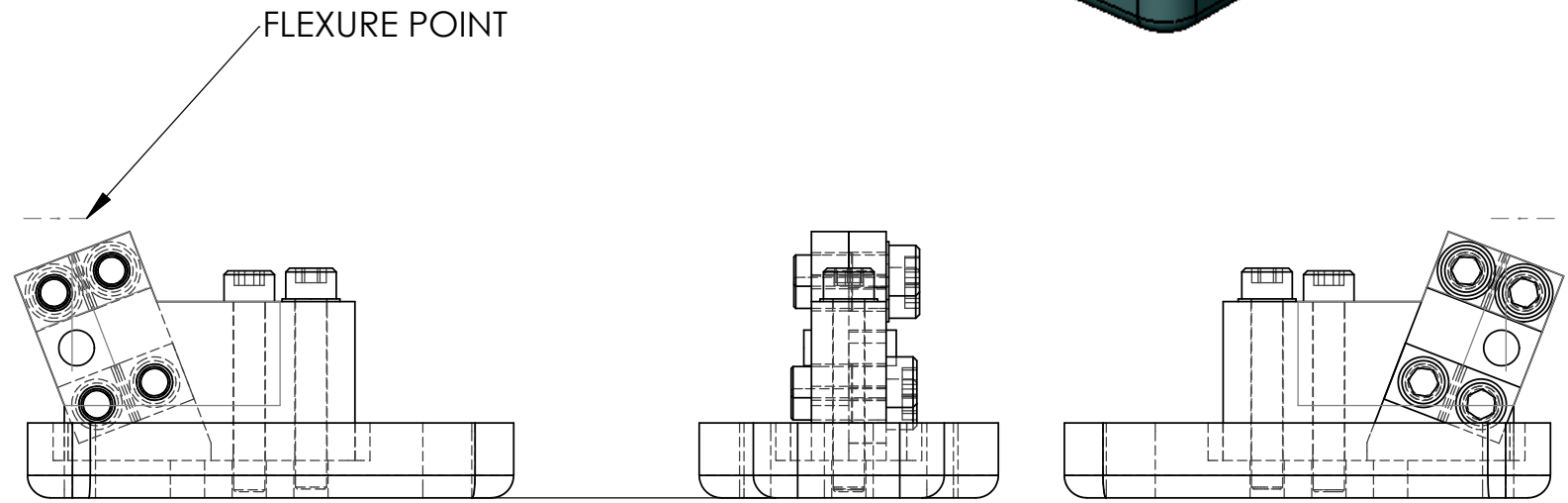
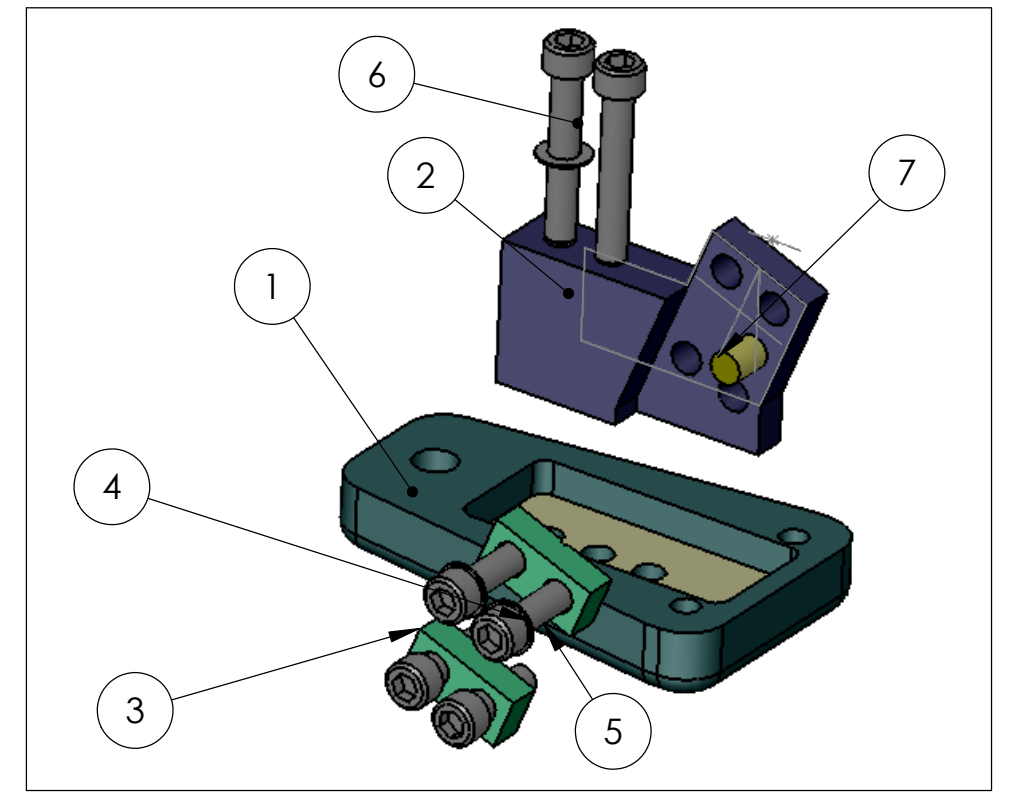
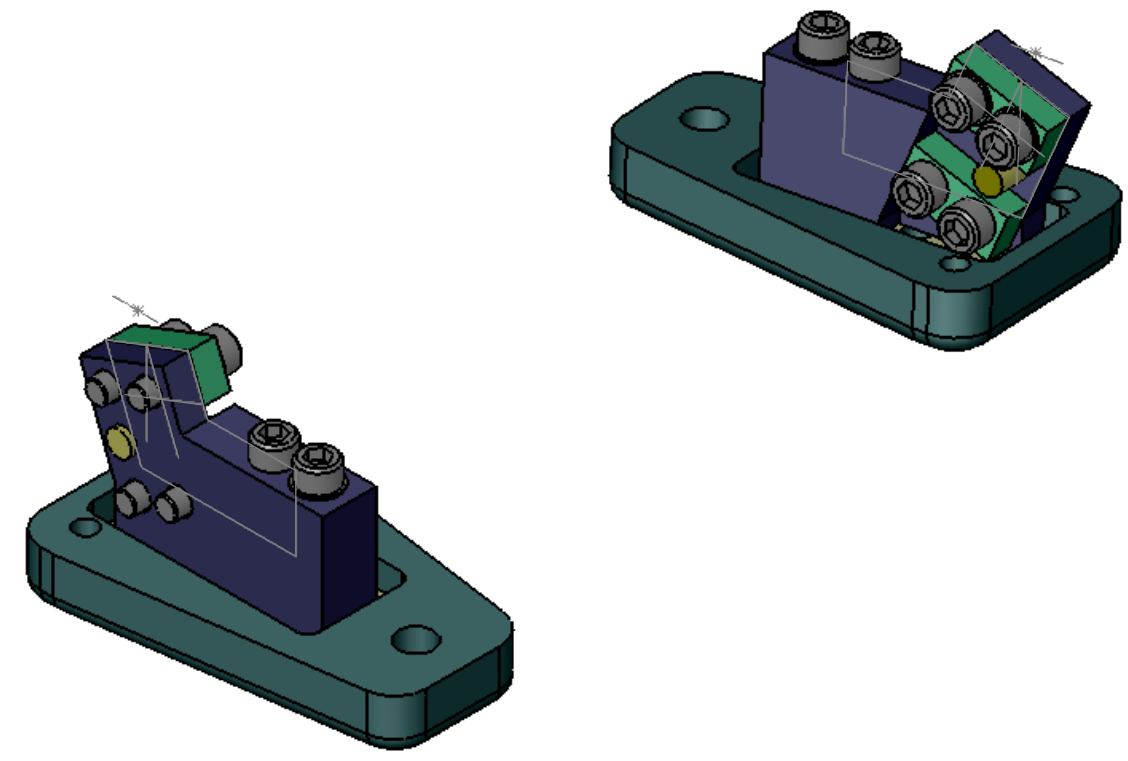
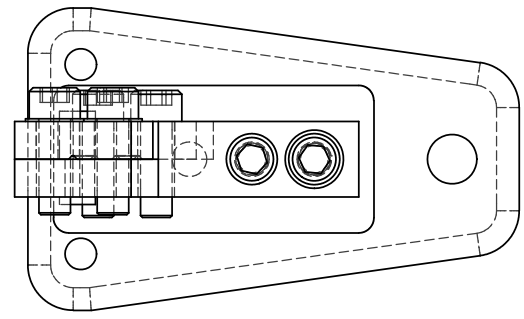


REV.	DATE	DCN #	DRAWING TREE #
B	MAR 23 2006	E060057-00	E060059-A



INTERFACE WITH MASS

ITEM NO.	REQ	SPARE	TOTAL	PART NUMBER	DESCRIPTION	MATERIAL
7	1	1	2		DOWEL PIN 3/16" DIAM X 0.5" LONG	300 SSSL
6	2		2	--	Ag-SST SOCKET HEAD CAP SCREW #8-32 UNC-2A X 1 LONG	300 SSSL
5	4		4	--	Ag-SST SOCKET HEAD CAP SCREW #8-32 UNC-2A X 0.5 LONG	300 SSSL
4	3		3	Washer		300 SSSL
3	2	16	18	D040383	TOP WIRE BREAK-OFF - MAIN BODY	303/304 SST
2	1	4	5	D040381	TOP WIRE BREAK-OFF - MAIN BODY	303/304 SST
1	1	2	3	D040382	TOP WIRE BREAK-OFF - MAIN BODY	303/304 SST

PARTS LIST

NOTES: (UNLESS OTHERWISE SPECIFIED)

- DO NOT SCALE FROM DRAWING.
- CONFIGURED FOR THE CONTROLS PROTOTYPE, AS BUILT FOR LASTI.

DIMENSIONS ARE IN INCHES
 TOLERANCES:
 .XX ± 0.01
 .XXX ± 0.005
 ANGULAR ± 0.5°
 MATERIAL --
 FINISH --

LIGO CALIFORNIA INSTITUTE OF TECHNOLOGY
 MASSACHUSETTS INSTITUTE OF TECHNOLOGY
 IGR, GLASGOW UNIVERSITY GEO 600 GROUP

SYSTEM **ADVANCED LIGO**

SUB-SYSTEM **SUS**

NEXT ASSY **TOP MASS, D040370**

PART NAME
 TOP MASS WIRE BREAK OFF AND PITCH PLATE

	NAME	DATE
DRAWN	C. TORRIE	12 AUGUST 2005
CHECKED		
APPROVED		

SIZE **B** DWG. NO. **D040380** REV. **B**
 SCALE: 2:1 PROJECTION: SHEET 1 OF 1