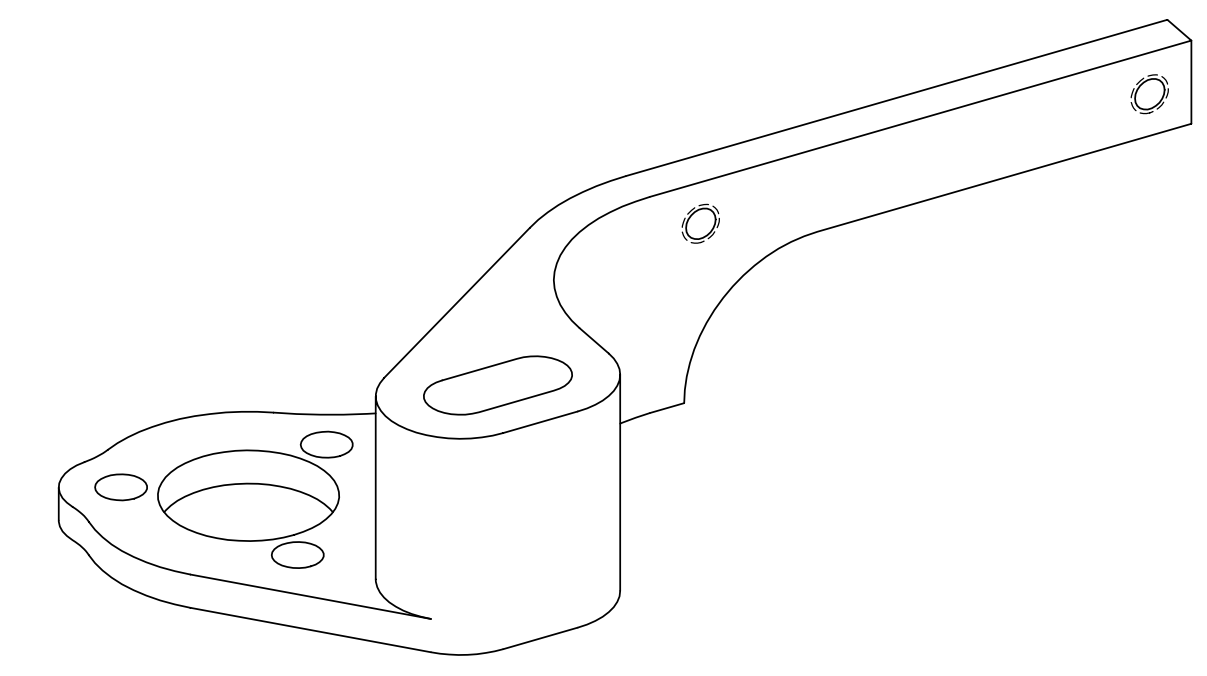
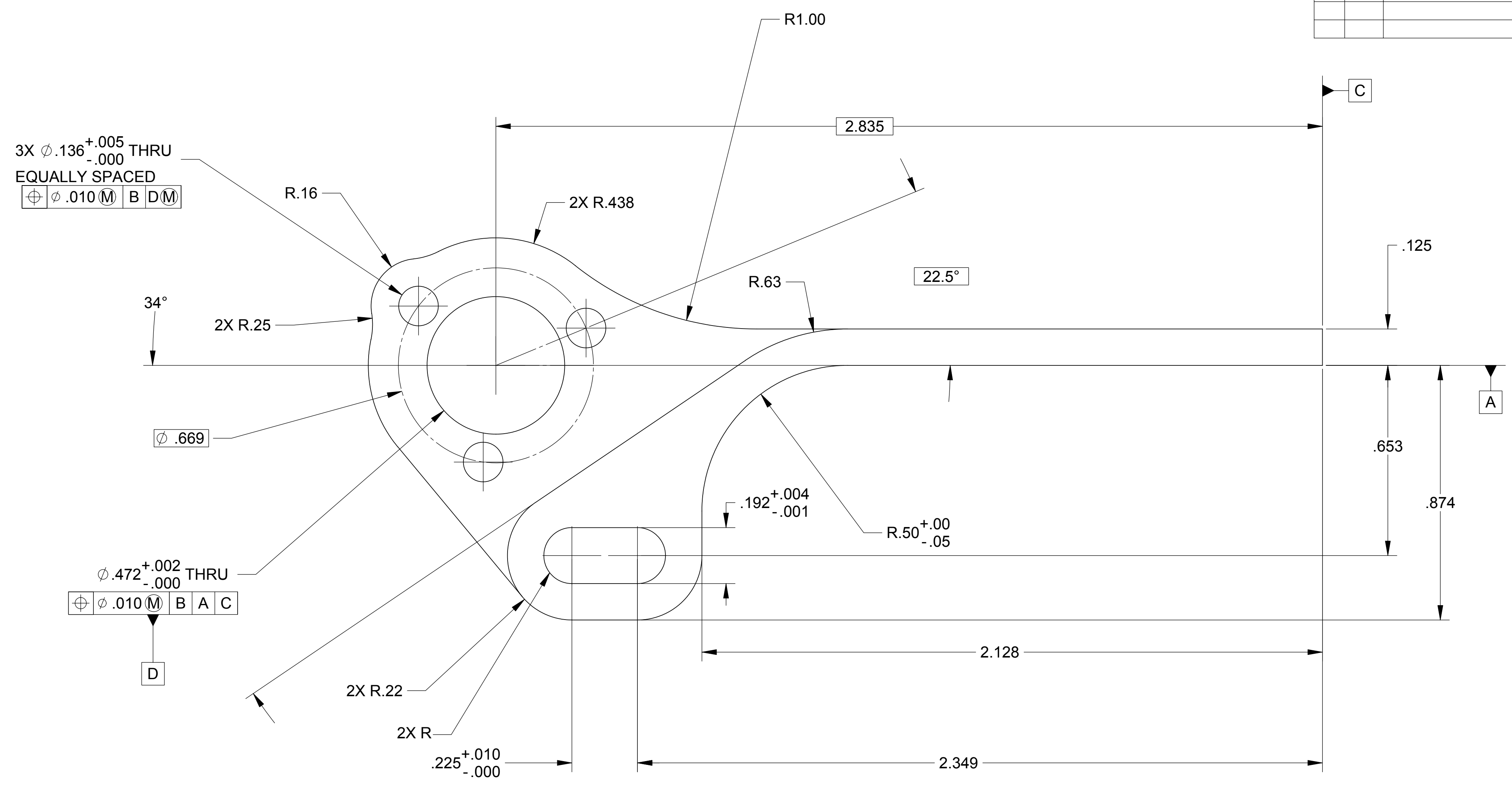
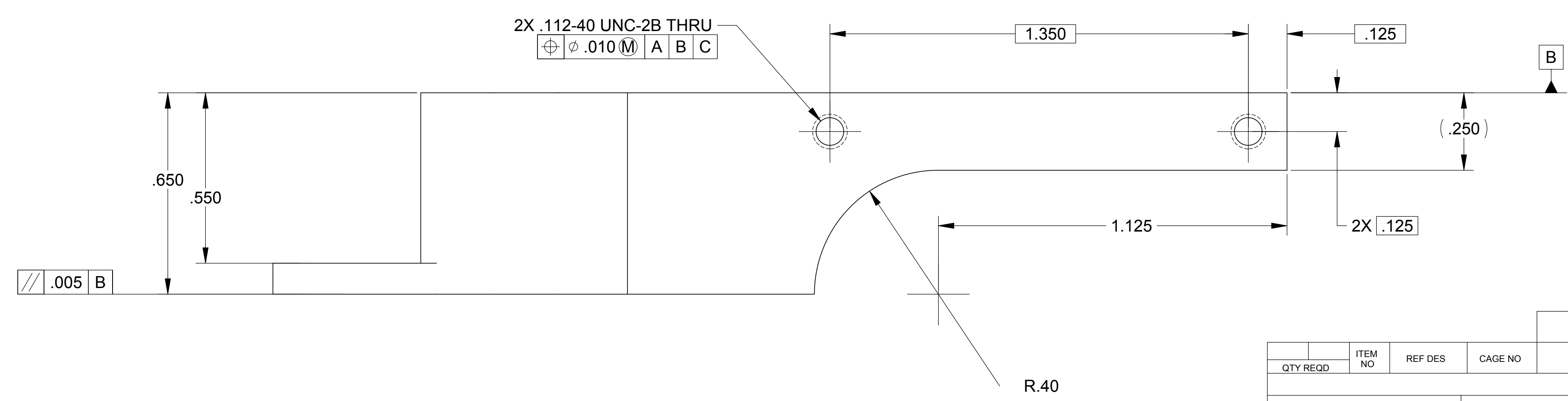


LTR		ZONE	DESCRIPTION	REVISIONS									
A			INITIAL RELEASE	DWN	CHK	ENGR	STRESS	MATL	THRM	ME	PROJ	QA	RELEASE DATE



ISOMETRIC VIEW FOR REFERENCE ONLY
SCALE 2:1



- NOTES: UNLESS OTHERWISE SPECIFIED
- MACHINE FILLET RADII .005 - .015.
 - REMOVE ALL BURRS AND SHARP EDGES .005 - .015.

THIS DOCUMENT MAY CONTAIN ITAR CONTROLLED INFORMATION AND/OR COMMERCE CONTROLLED INFORMATION EXPORT RESTRICTIONS MAY APPLY

FILE ATTACHMENTS
mount_motor.x_t

QTY REQD		ITEM NO	REF DES	CAGE NO	20008588-1	PART OR IDENTIFYING NO	NOMENCLATURE OR DESCRIPTION	SPECIFICATION	MATERIAL OR NOTE	ZONE
PARTS LIST										
CONTRACT NO		UNLESS OTHERWISE SPECIFIED DIMENSIONS ARE IN INCHES		TOLERANCES		MACHINE FINISH		MATERIAL		RELEASED 5/19/2004 ALLIANCE SPACESYSTEMS, INC. 1250 Lincoln Ave., Suite 100 Pasadena, CA 91103 MOUNT, MOTOR
		DECIMALS .XX ±.03		ANGLES .XXX ±.010		63		ALUMINUM 7075-T7351 AMS-QQ-A-250/12		J. LARAMEE 04/28/04 ENGR STRS DWN NA ENGR NA CHK NA THRM NA ME NA
20008593		1422		PROJECT CODE		DO NOT SCALE DRAWING INTERPRET DWG PER ASME Y14.5M		SCALE 4:1		SIZE D CAGE CODE 1KNU9 20008588 REV A
APPLICATION		NEXT ASSEMBLY		PROJECT CODE		MATERIAL		SCALE 4:1		SHEET 1 OF 1