

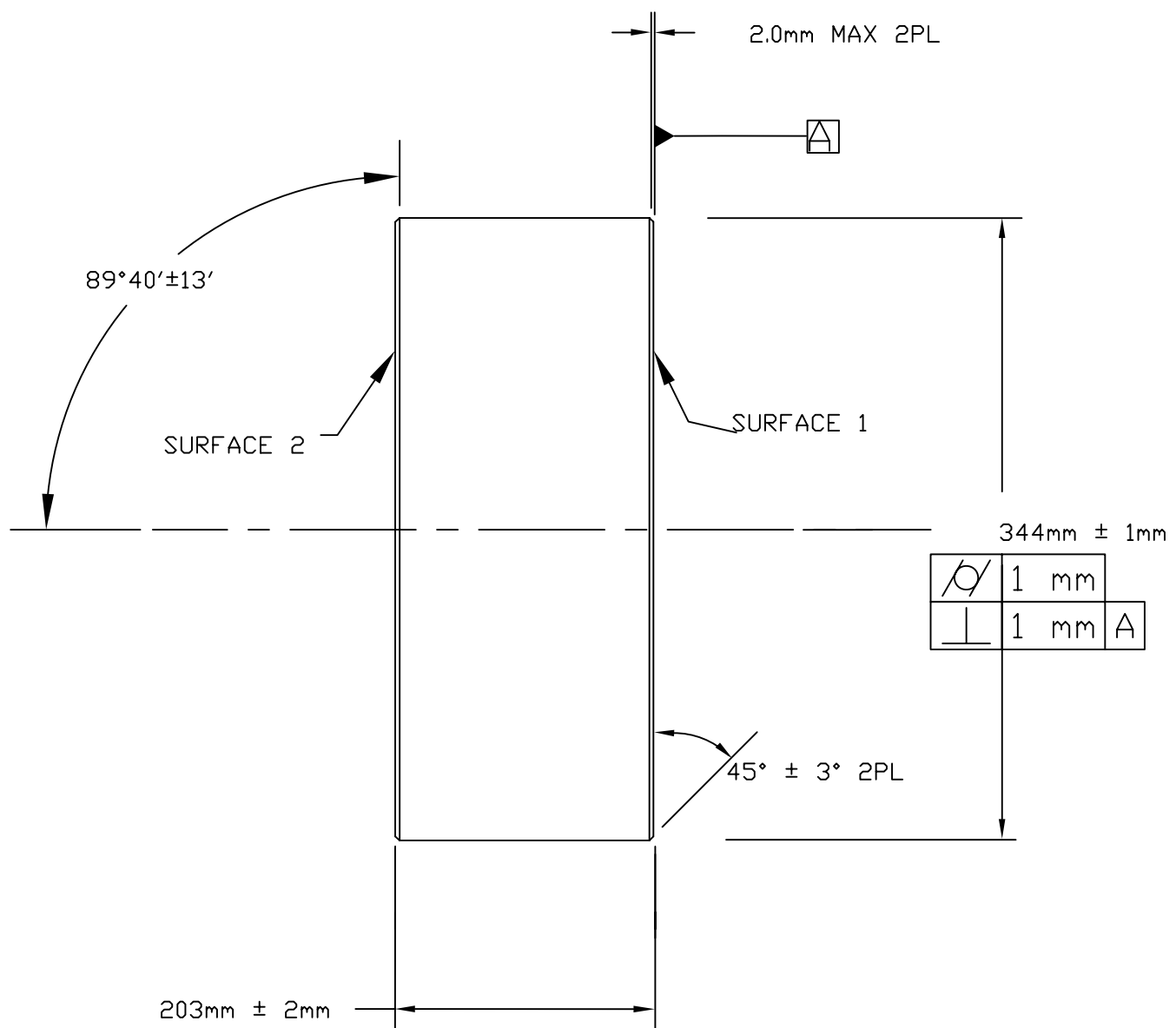


NOTES:
 1) ALL DIMENSIONS ARE IN MILLIMETERS AND DEGREE-MINUTES.
 2) DRAWING IS TO BE INTERPRETED PER ANSI/ASME Y14.5M-1994
 3) MATERIAL: FUSED SILICA, PROPERTIES PER LIGO-E050071-C

REV.	DATE	DCN #	DRAWING TREE #
A	11-14-06	E060269	

D
C
B
A

D
C
B
A



ITEM NO.	REQ.	SPARE	TOT. QUANTITY	PART NUMBER	DESCRIPTION	SUPPLIER
PARTS LIST						
UNLESS OTHERWISE SPECIFIED: DIMENSIONS ARE IN MILLIMETERS				DATE	NAME	LIGO CALIFORNIA INSTITUTE OF TECHNOLOGY MASSACHUSETTS INSTITUTE OF TECHNOLOGY
TOLERANCES: .XX±: .XXX±: ANGULAR:±				DRAWN	11-14-06	BILLINGSLEY
MATERIAL FUSED SILICA PER E050071				CHECKED		SYSTEM
FINISH PER E060268						SUB-SYSTEM
				COMMENTS:		NEXT ASSY FUSED SILICA SUBSTRATE, PART NAME ADVANCED LIGO PATHFINDER
SIZE		DWG. NO.		REV		
B		LIGO-D060513		A		
SCALE: NTS						SHEET 1 OF 1