

SUB ASSY →
ASSY DWG
ER-61

MARK	ASSY PC	DESCRIPTION	LENGTH		SPEC	EST WEIGHT
			FT	INCHES		
* 1	ER69-A	INTERSPACE VACUUM PUMP LINE ASSEMBLY				X
	ER69-1	1 KF BELLOWS-SEALED RIGHT-ANGLE VALVE W/QUICK-ACTING KNOB MANUALLY OPERATED DN 16 KF "LEYBOLD" CAT. NO. 288 11 OR EQUAL	0	1 1/2	STN STL	X
	ER69-2	1 PVC HOSE COMPLETE DN 16 ISO-KF 1000 MM LENGTH NOM. "BALZERS" ORDER NO. BP 226 415-T OR EQUAL	3	4	PVC	X
	ER69-3	1 ELBOW 90° DN 16 KF "LEYBOLD" CAT. NO. 88461 OR EQUAL	0	3/4	STN STL	X
	ER69-4	4 CENTERING RING DN 16 ISO-KF "BALZERS" ORDER NO. BP 213 144-T OR EQUAL			STN/VITON	X
	ER69-5	4 CLAMPING RING DN 16 ISO-KF "BALZERS" ORDER NO. BP 217 426-T OR EQUAL			ALUM	X
	ER69-6	1 TRIVAC 8 ROTARY VANE PUMP MODEL D4B 3.4 CFM (96 LTR/MIN), POWER 1/3 HP, VOLTAGE 115/200-230 V(AC), FREQ. 50/60 HZ PHASE 1, WIRED FOR 115 V. W/HYDROCARBON OIL. "LEYBOLD" CAT. NO. 91245-1 OR EQUAL				SI
	ER69-7	4 BOLT 1/4 DIA REG FIN HEX HEAD	0	3	A307B	1
	ER69-8	4 NUT 1/4 DIA HEAVY HEX			A563A	-
	ER69-9	8 PLAIN WASHER 1/4 DIA WIDE			CARB STL	-
	ER69-10	4 LOCK WASHER 1/4 DIA STD SPLIT TYPE			CARB STL	-
* 1	ER69-B	RGA SENSOR ASSEMBLY				X
	ER69-11	1 SET OF HEX BOLTS W/NUO NUTS DN 40 CF "BALZERS" ORDER NO. BN 845 184-T OR EQUAL			STN STL	X
	ER69-12	1 VITON SEAL RING DN 40 CF "BALZERS" ORDER NO. BN 845 324-T OR EQUAL			VITON	X
	ER69-13	1 BLANKING FLANGE DN 40 CF-F "BALZERS" ORDER NO. BP 414 296 OR EQUAL			STN STL	X
* 1	ER69-C	IONIZATION GAUGE OUTLET ASSEMBLY				X
	ER69-14	1 UHV-24 NUDE TUBE ON NW 40 KF FLANGE "VARIAN" ORDER NO. 0500-MSP-A2399				X
	ER69-16	1 CABLE "VARIAN" PART NO. L6440310	10	0	X	X
	ER69-17	1 CENTERING RING ASSY DN 40 KF "LEYBOLD" CAT. NO. 88348 OR EQUAL			X	X
	ER69-18	1 CLAMP DN 40 KF "LEYBOLD" CAT. NO. 18343			ALUM	X
* 1	ER69-D	THERMAL CONDUCTIVITY GAUGE ASSY				X
	ER69-19	1 KF BELLOWS-SEALED STRAIGHT-THROUGH VALVE - MANUALLY OPERATED DN 25 KF W/QUICK-ACTING KNOB "LEYBOLD" CAT. NO. 289 12 OR EQUAL	0	3 5/8	STN STL	X
	ER69-20	1 KF NPT FEMALE ADAPTER -1/8" DN 25 KF "LEYBOLD" CAT. NO. 899605 OR EQUAL	0	1	STN STL	X
	ER69-21	2 CENTERING RING ASSY DN 25 KF "LEYBOLD" CAT. NO. 88347 OR EQUAL			STN/VITON	X
	ER69-22	2 CLAMP DN 25 KF "LEYBOLD" CAT. NO. 18342			ALUM	X
	ER69-23	1 S31 THERMOCOUPLE GAUGE TUBE "VARIAN" PART NO. 0531-F0472-303			X	X
	ER69-16	1 CABLE "VARIAN" PART NO. L6475312	10	0	X	X

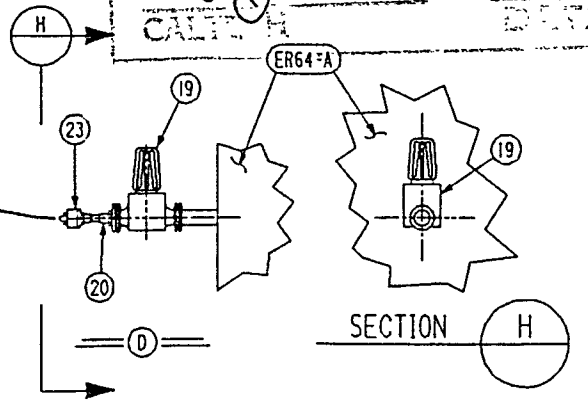
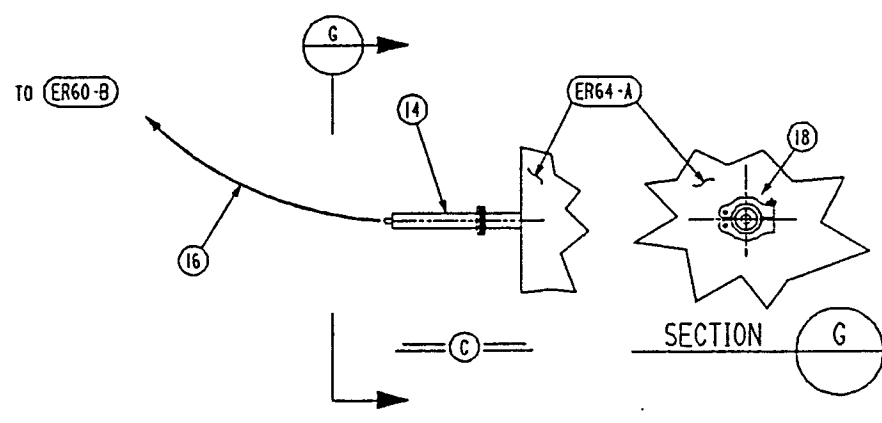
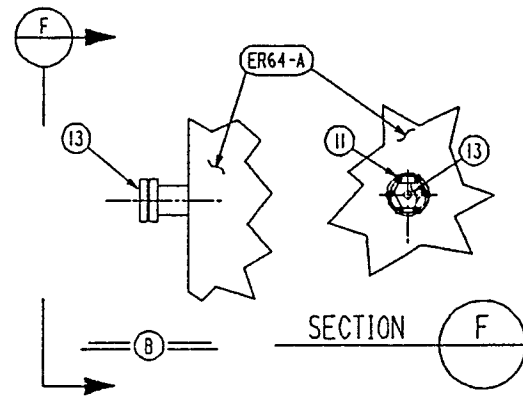
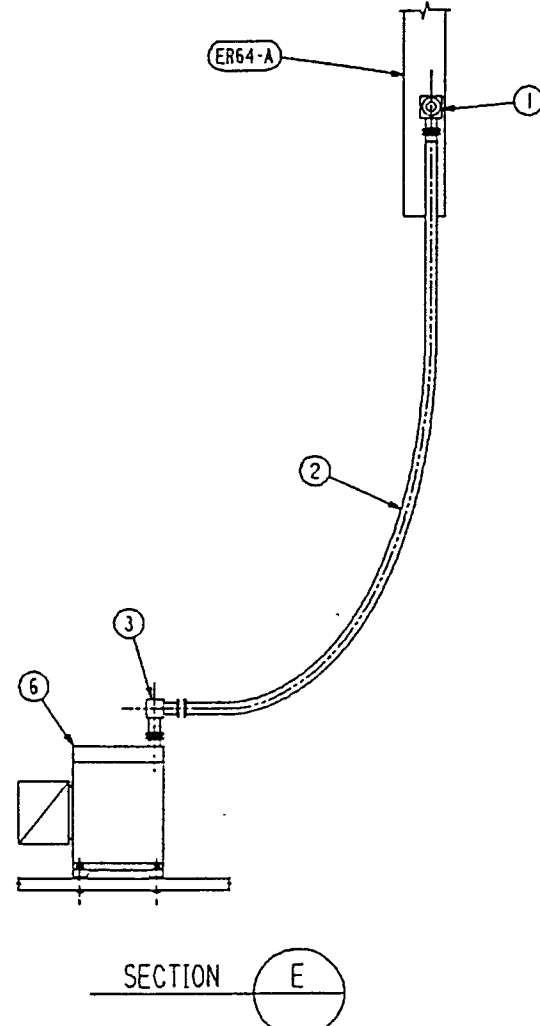
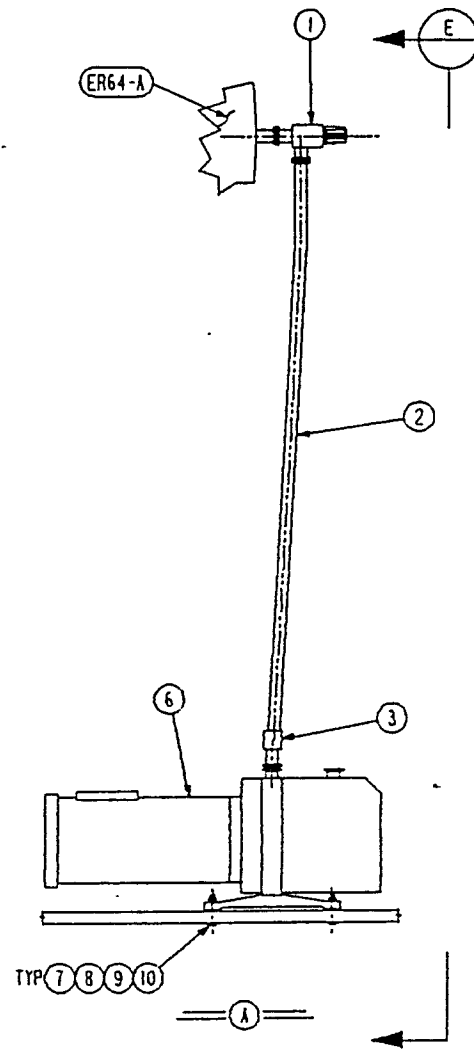
* BILLING FOR 1 : 3 REQUIRED.

Date Received: 11/10/95	LIGO-D950069-02-B Contractor #: CBI ER-69, Rev. 2
TIM #:	LIGO-
Date: / /	Approved:
TDM #:	LIGO-
Date: / /	Approved:
Gen'l Transmittal	LIGO-
Date: / /	Approved:

APPROVED

M. Jellalian 11/10/95
CBI DATE

J. Jones 11/10/95
CBI DATE



NOTES:

1. WORK THIS DWG WITH DWG ER-61 AND ER-64.
2. THE O-RING WHICH CAN ALLOW HELIUM TO PERMEATE TO THE HMS MUST BE BAGGED AND PURGED WITH NITROGEN OR REPLACED WITH METAL SEAL IF HELIUM PERMEATED PREVENTS LEAK TESTING TO A SENSITIVITY OF 1×10^{-6} atmcc/sec.

► INDICATES CHANGE FROM PREVIOUS ISSUE

Supplier's/Purchaser's No.	
CBI	
LIGO PROJECT LEAK TEST ARRANGEMENT	
VACUUM PUMP END SEAL INTERSPACE VACUUM PUMP LINE SUBASSY SENSORS CONNECTION SUBASSY	
Customer's No.	Contract No.
By BSA Chkd RDS Date 3-14-94	930212ER
J.L. RINGELSTETTER Engineering Supervisor	Dwg. ER-69 Rev. 2 Sheet - 2
LIGO-D950069-02-B	

CAD FILE 30212069.DGN