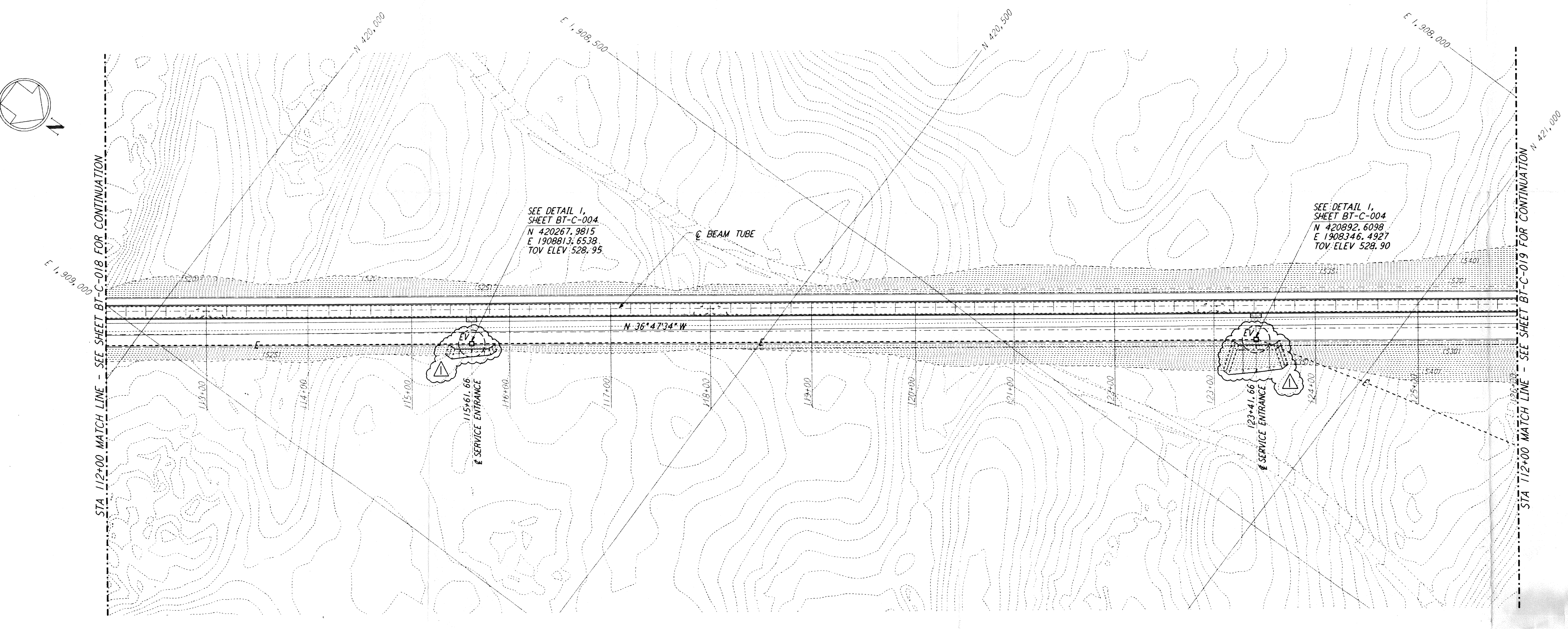
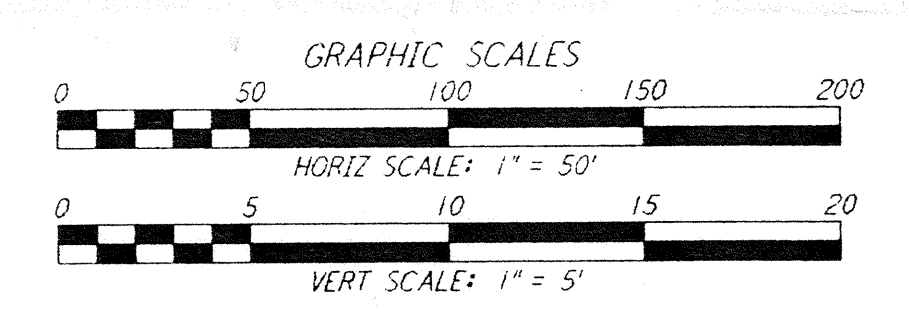
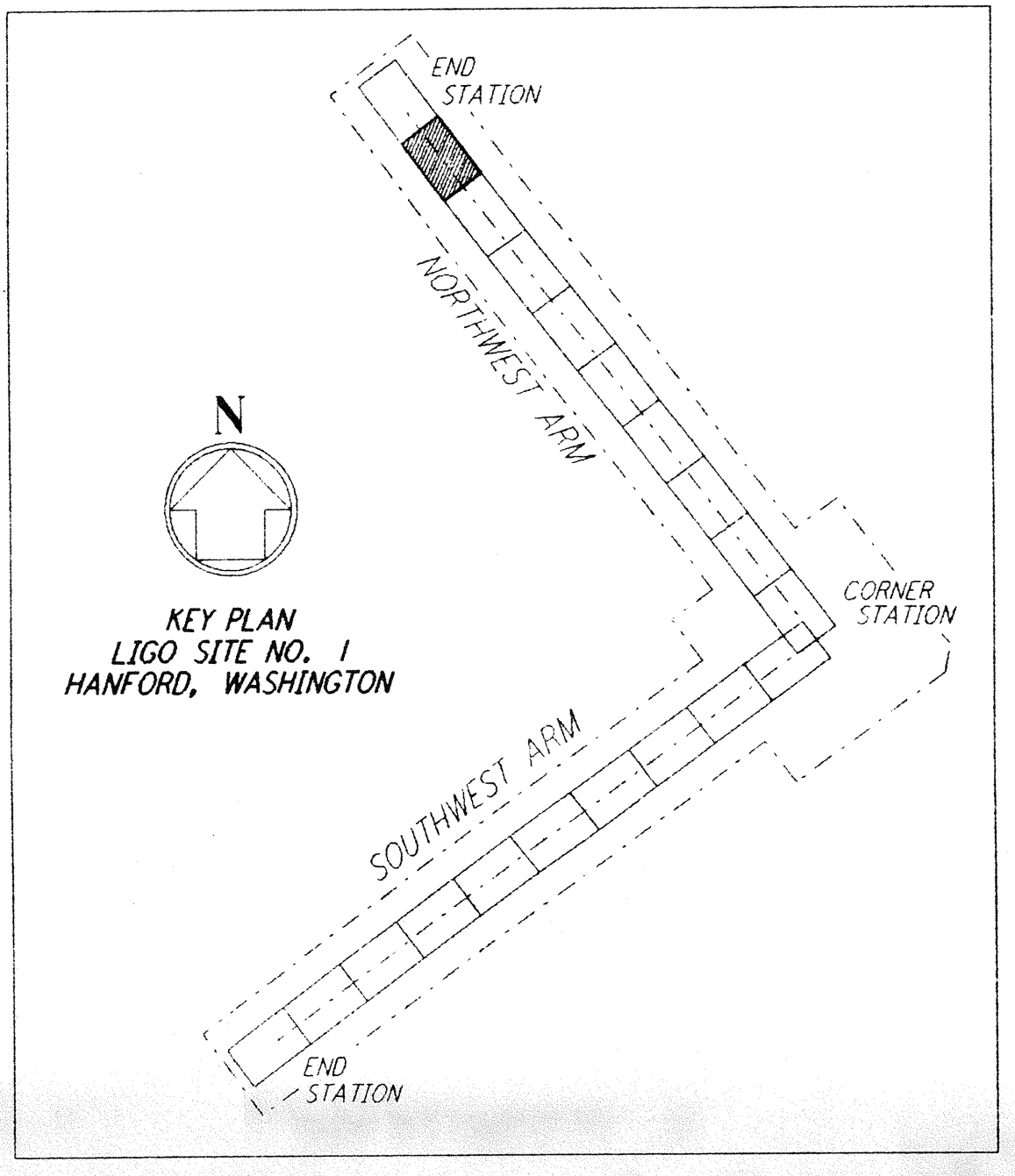


PROFILE
 SCALES: HORIZ: 1" = 50'
 VERT: 1" = 5'



PLAN
 SCALE: 1" = 50'

- NOTES:**
- SEE SHEET BT-C-002 FOR GENERAL NOTES, LEGEND AND ABBREVIATIONS.
 - SEE SHEET BT-C-004 FOR TYPICAL SECTIONS AND DETAILS.



not be reproduced, copied, loaned, exhibited, or used in any other way, except by written consent from PARSONS to the borrower.

This document and the design it covers are the property of PARSONS. They are loaned only with the borrower's expressed written agreement that they will

NO.	DATE	BY	CHKD	ENGR	PROJ	DESCRIPTION
1	2-29-96	WRB				CHANGE ORDER NO. 2

ISSUED FOR CONSTRUCTION	
DRAWN	WRB 1-19-96
CHECKED	MP 1-19-96
ENGINEER	JB 1-19-96
PROJ	MDW 1-19-96

John M. Hanford
 12/96

PARSONS
 100 WEST WALNUT STREET
 PASADENA, CALIFORNIA

LIGO
 CALIFORNIA INSTITUTE OF TECHNOLOGY
 MASSACHUSETTS INSTITUTE OF TECHNOLOGY

LASER INTERFEROMETER
 GRAVITATIONAL-WAVE OBSERVATORY
 BTE SITWORK & FABRICATION - HANFORD, WA

TITLE: CIVIL NORTHWEST ARM PLAN AND PROFILE STA 112+00 TO STA 126+00

SCALE: AS NOTED CONTRACT NUMBER: PPI50969 PROJECT NUMBER: 8094

SHEET NUMBER: BT-C-019

LIGO-D960174-01 LIGOBTF3.BDR

Date Received	3/15/96	LIGO-D960174-01-01	Contract #	BT-C-019 Rev. 1
Date	/ /	Approved		
Date	/ /	Approved		
Date	/ /	Approved		
Date	/ /	Approved		