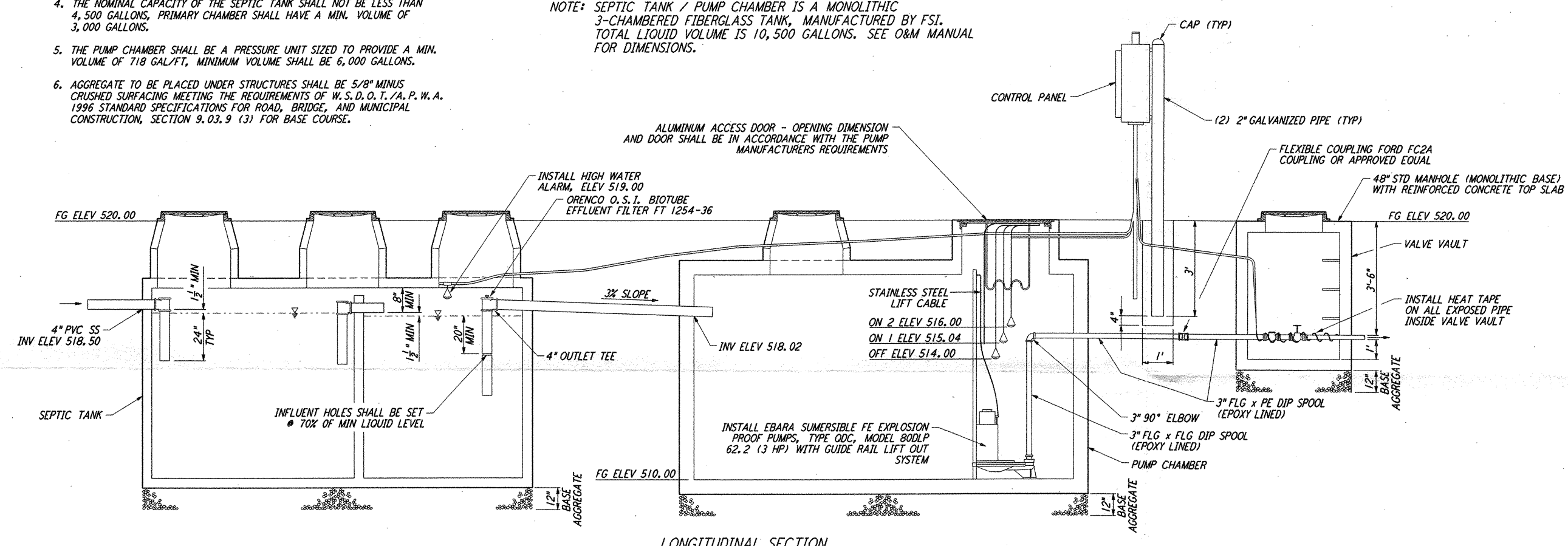
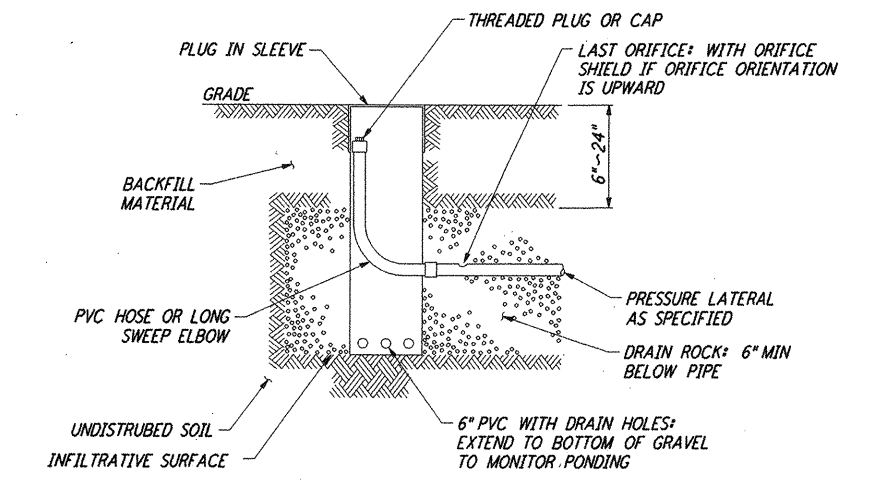


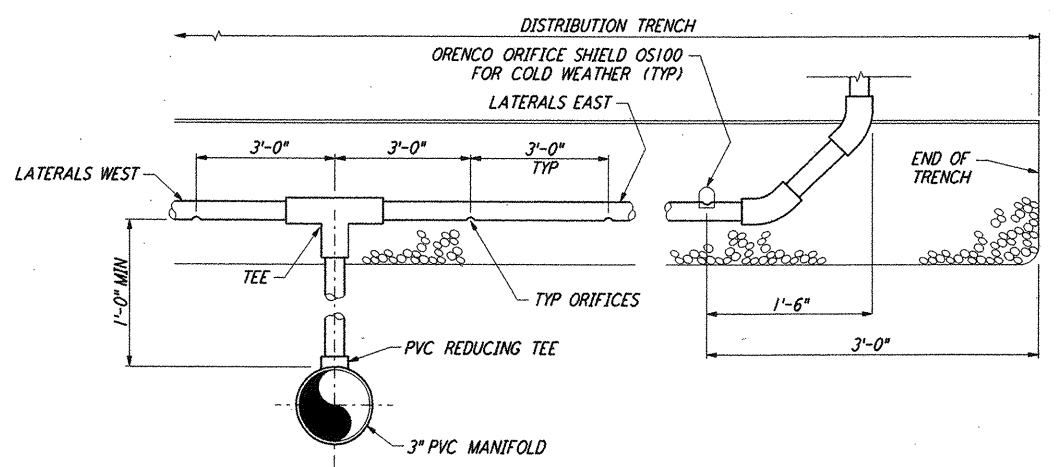
- NOTES:**
- SEPTIC TANK / PUMP CHAMBER MUST REMAIN UNCOVERED UNTIL INSPECTED AND APPROVED BY THE WASHINGTON STATE DEPARTMENT OF HEALTH.
  - ALL CONSTRUCTION JOINTS SHALL HAVE 6" WATERSTOP.
  - TANKS TO BE WATER TIGHT. SEPTIC TANK MUST BE LEAK TESTED IN ACCORDANCE WITH WASHINGTON STATE DEPARTMENT OF HEALTH.
  - THE NOMINAL CAPACITY OF THE SEPTIC TANK SHALL NOT BE LESS THAN 4,500 GALLONS. PRIMARY CHAMBER SHALL HAVE A MIN. VOLUME OF 3,000 GALLONS.
  - THE PUMP CHAMBER SHALL BE A PRESSURE UNIT SIZED TO PROVIDE A MIN. VOLUME OF 718 GAL/FT. MINIMUM VOLUME SHALL BE 6,000 GALLONS.
  - AGGREGATE TO BE PLACED UNDER STRUCTURES SHALL BE 5/8" MINUS CRUSHED SURFACING MEETING THE REQUIREMENTS OF W.S.D.O.T./A.P.W.A. 1996 STANDARD SPECIFICATIONS FOR ROAD, BRIDGE, AND MUNICIPAL CONSTRUCTION, SECTION 9.03.9 (3) FOR BASE COURSE.

NOTE: SEPTIC TANK / PUMP CHAMBER IS A MONOLITHIC 3-CHAMBERED FIBERGLASS TANK, MANUFACTURED BY FSI. TOTAL LIQUID VOLUME IS 10,500 GALLONS. SEE O&M MANUAL FOR DIMENSIONS.

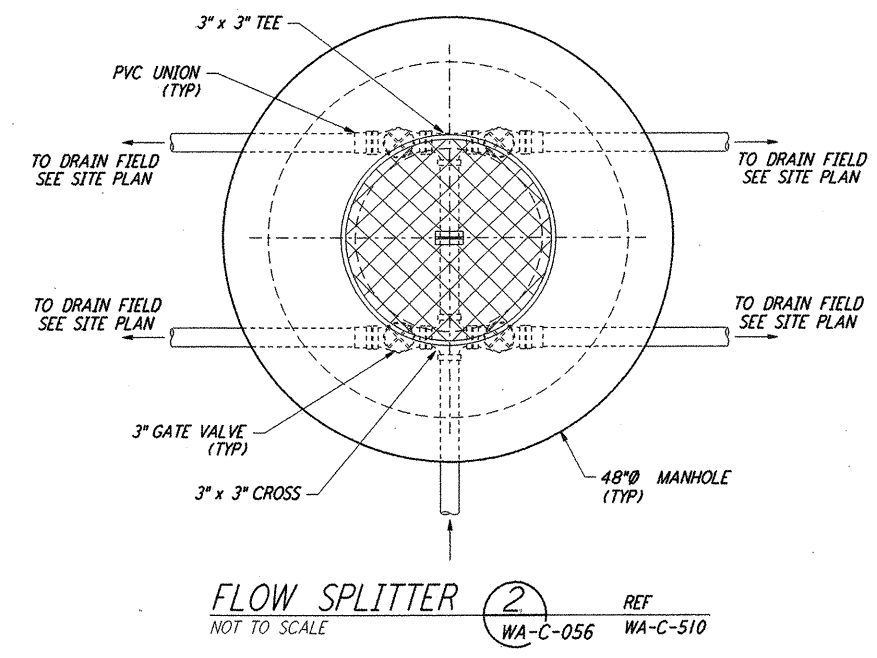
- NOTES:**
- SEE SHEET WA-C-002 FOR GENERAL NOTES, LEGEND AND ABBREVIATIONS.



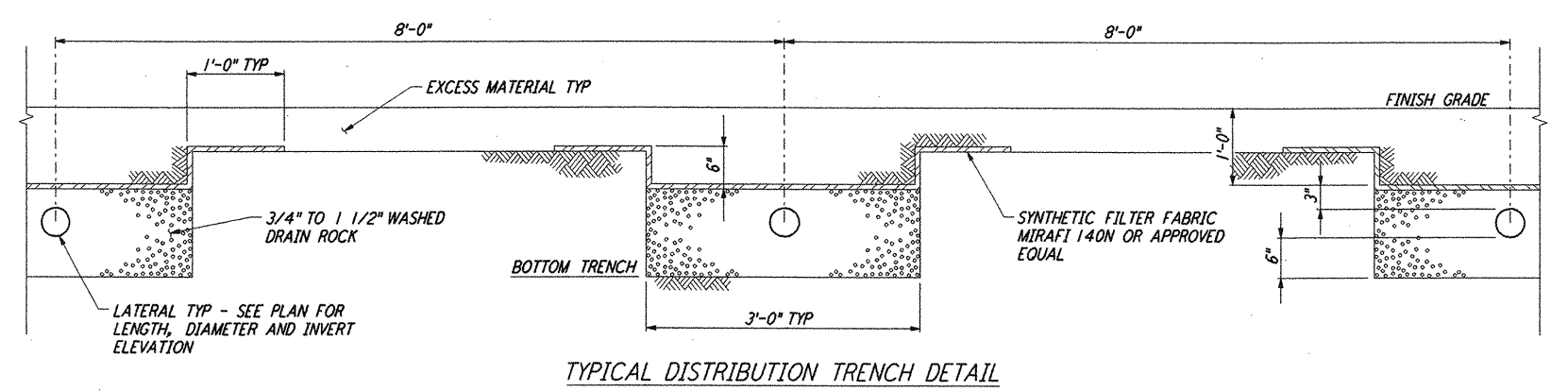
SEPTIC TANK / PUMP CHAMBER W/ VALVE VAULT  
 NOT TO SCALE REF WA-C-056 WA-C-510



- NOTES:**
- MANIFOLD AND LATERALS TO BE INSTALLED LEVEL.
  - TRANSPORT, MANIFOLD, AND LATERAL PIPES SHALL BE SCHEDULE 40 PVC CONFORMING TO THE REQUIREMENTS OF ASTM D-2241. PIPE SHALL BE SMOOTH WALLED. LATERAL PIPING SHALL BE PERFORATED WITH 1/8 INCH DIAMETER ORIFICES AT THE SPACING SHOWN.
  - THE CONTRACTOR SHOULD BE AWARE THAT THE ORIFICES IN THE LATERALS NEED TO BE POINTED IN THE 12 O'CLOCK POSITION FOR THE FINAL INSPECTION. DEPARTMENT OF HEALTH (D.O.H.) SHALL BE NOTIFIED TO WITNESS A PRESSURE TEST FOR ALL FIELDS TO VERIFY UNIFORM DISTRIBUTION IN THE LATERALS. FOLLOWING ACCEPTANCE BY D.O.H. AND THE ENGINEER, THE LATERALS WILL BE TURNED TO THEIR FINAL POSITION.
  - ORIFICE SHIELDS TO BE SIZED BY THE MANUFACTURER.



FLOW SPLITTER  
 NOT TO SCALE REF WA-C-056 WA-C-510



TYPICAL DISTRIBUTION TRENCH DETAIL

LEACH FIELD  
 NOT TO SCALE REF WA-C-056 WA-C-510

This document and the design it covers are the property of PARSONS. They are loaned only with the borrower's expressed written agreement that they will not be reproduced, copied, loaned, exhibited, or used in any other way, except by written consent from PARSONS to the borrower.

NO.	DATE	BY	CHKD	ENGR	PROJ	DESCRIPTION
1	5/15/98	WRB	ML	ML	MDW	ISSUED FOR AS-BUILT

FOR CONSTRUCTION	
DRAWN	WRB 9/28/95
CHECKED	ML 7/9/96
ENGINEER	JB 7/9/96
PROJ	MDW 7/9/96

**AS-BUILT DRAWINGS**

**PARSONS**  
 100 WEST WALNUT STREET  
 PASADENA, CALIFORNIA

**LIGO**  
 CALIFORNIA INSTITUTE OF TECHNOLOGY  
 MASSACHUSETTS INSTITUTE OF TECHNOLOGY

**LIGO-D960240-01-0**

LASER INTERFEROMETER GRAVITATIONAL-WAVE OBSERVATORY  
 SITE NO. 1 - HANFORD, WASHINGTON

CIVIL UTILITY DETAILS  
 SHEET 2

AS NOTED PPI50969 8094  
**WA-C-056**

Mon-Jul 06 10:44:44 1998 C:\PLOT\06153\19862.DCF 50885 K:\V\282\1\06153.dwg