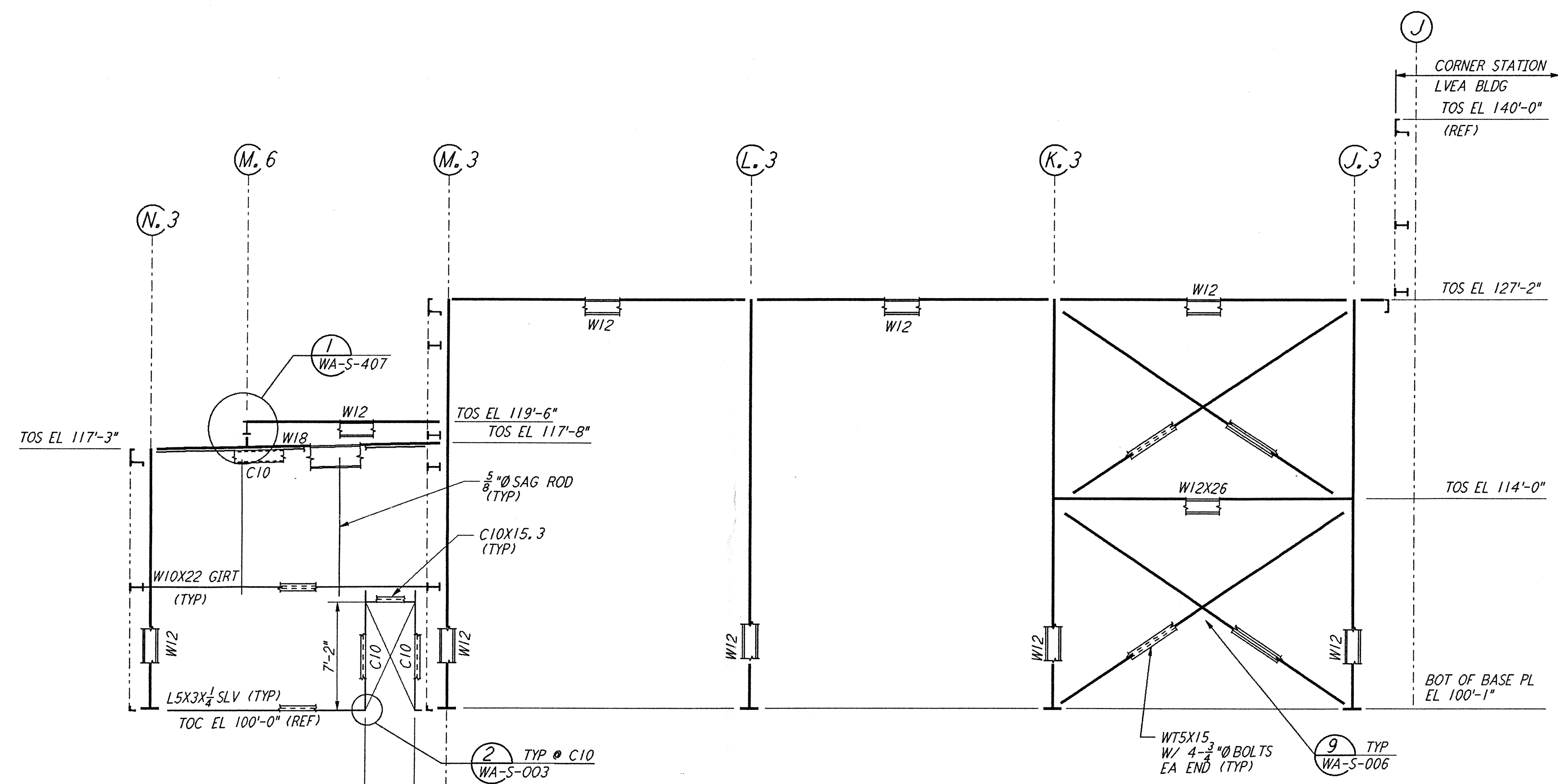
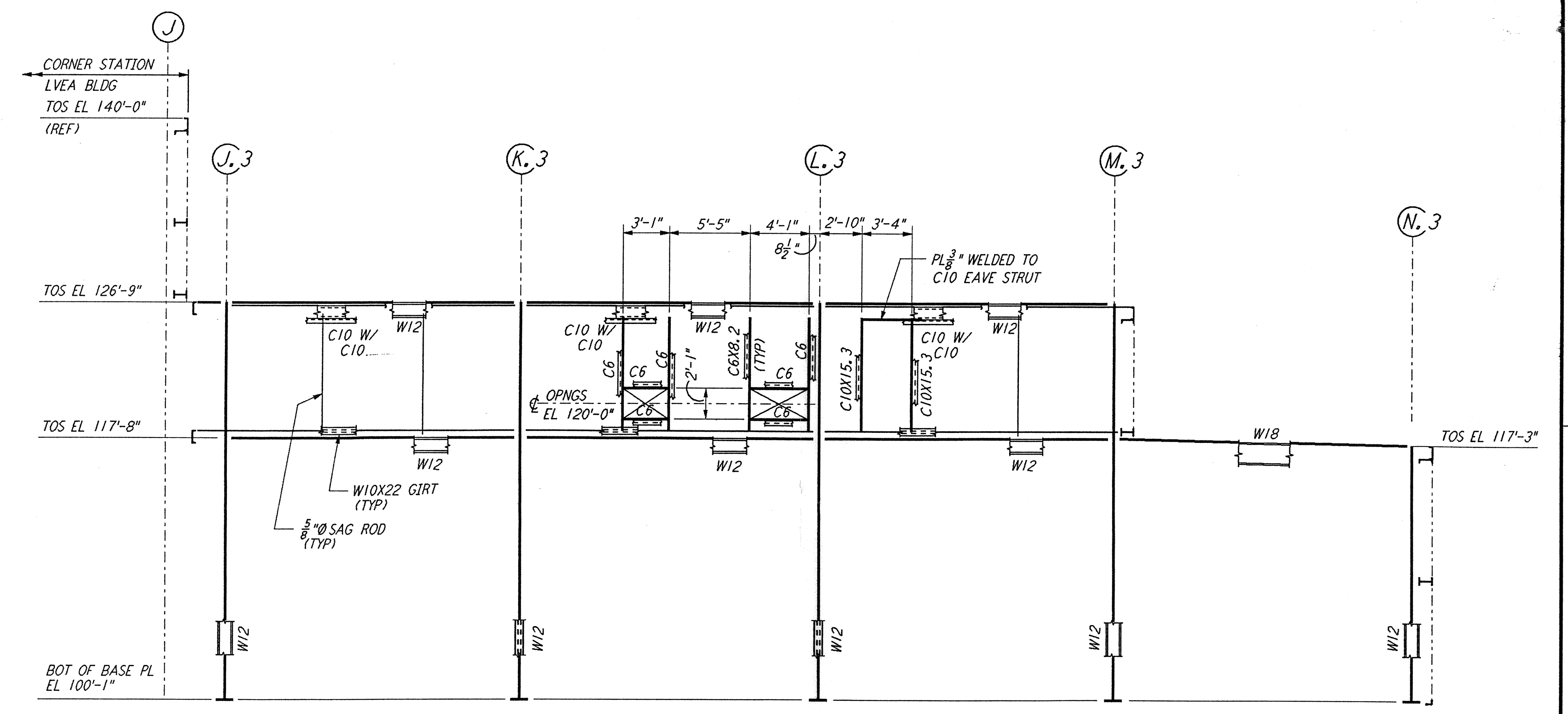


not be reproduced, copied, loaned, exhibited, or used in any other way, except by written consent from PARSONS to the borrower.

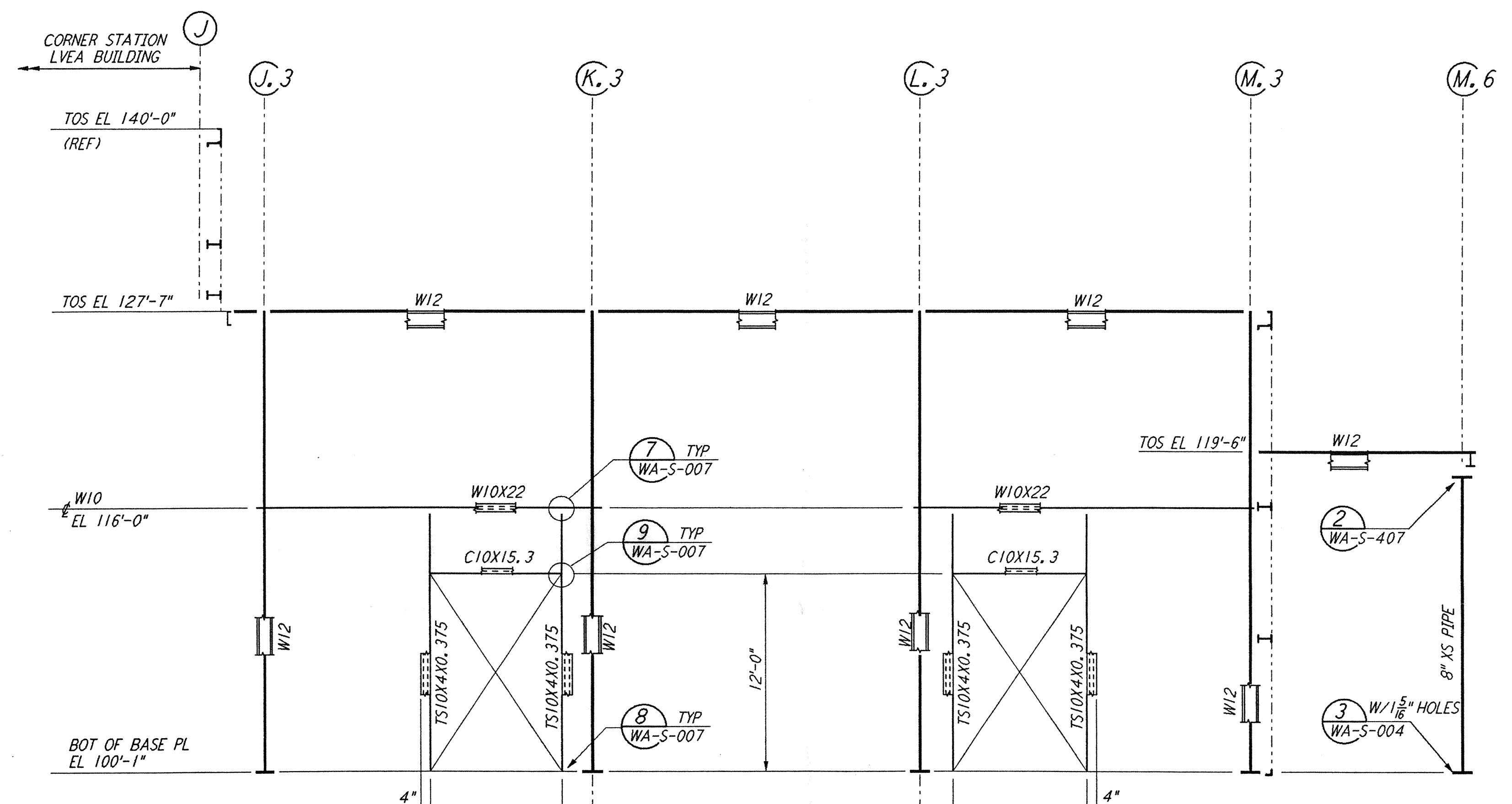
This document and the design it covers are the property of PARSONS. They are loaned only with the borrower's expressed written agreement that they will



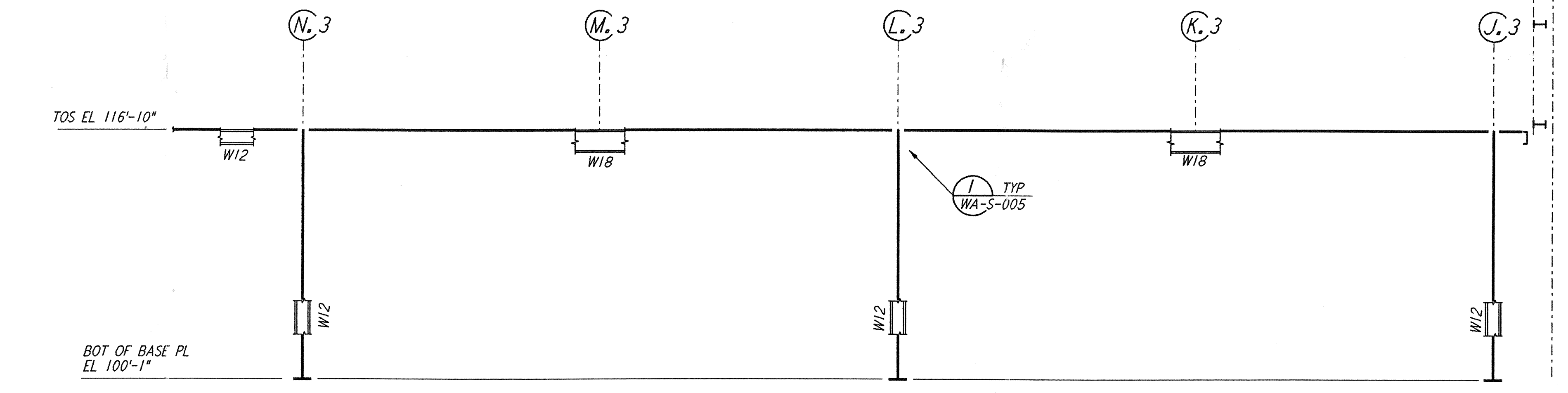
FRAMING ELEVATION AT COLUMN LINE 12.3
 $\frac{3}{16}'' = 1'-0''$



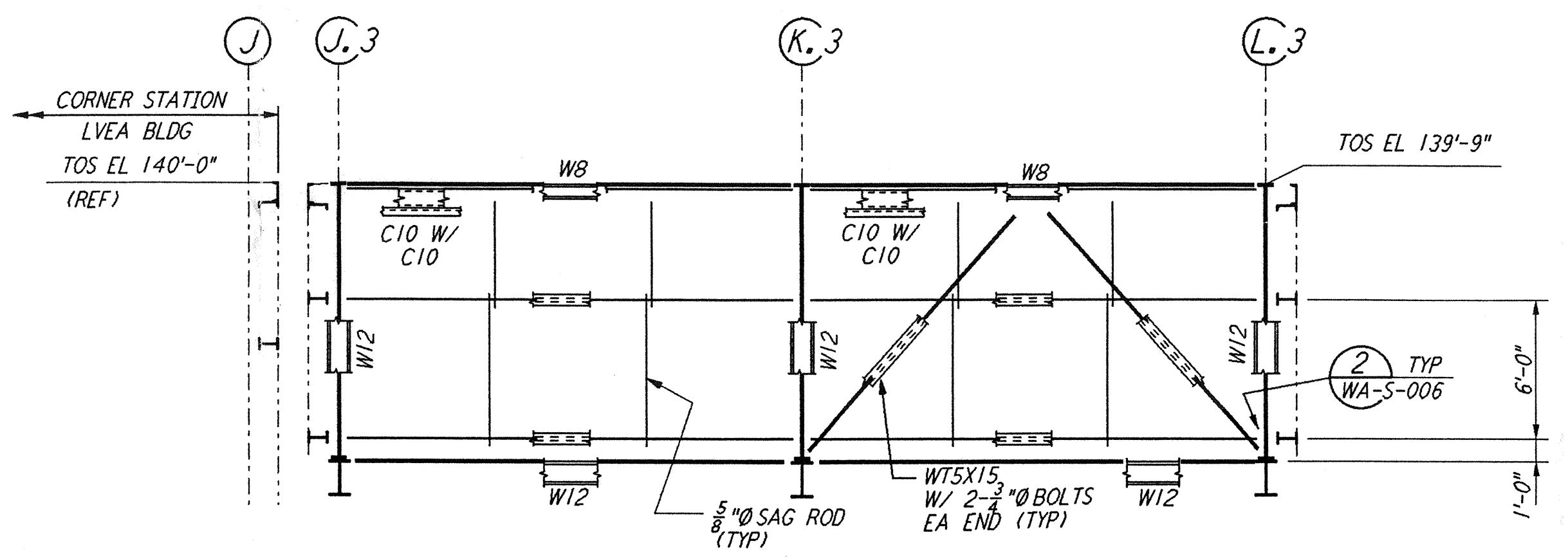
FRAMING ELEVATION AT COLUMN LINE 13.3
 $\frac{3}{16}'' = 1'-0''$



FRAMING ELEVATION AT COLUMN LINE 11.3
 $\frac{3}{16}'' = 1'-0''$

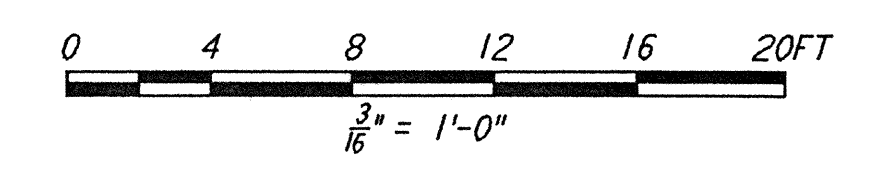


FRAMING ELEVATION AT COLUMN LINE 15.3
 $\frac{3}{16}'' = 1'-0''$



FRAMING ELEVATION AT COLUMN LINE 10.6
 $\frac{3}{16}'' = 1'-0''$

- NOTES:**
- FOR GENERAL NOTES, ABBREVIATIONS AND SYMBOLS SEE DRAWING WA-S-001.
 - FOR CHANNEL, GIRT AND EAVE STRUT CONNECTION DETAILS SEE DRAWING WA-S-005.
 - FOR W BEAM TO COLUMN WEB/FLANGE CONNECTIONS, SEE DETAILS (6) WA-S-004 & (4) WA-S-007 TYPICAL UNLESS OTHERWISE NOTED.
 - FOR BASE ANGLE (LSX3) CONNECTIONS, SEE SECTION (A) WA-S-003.
 - FOR VERT BRGC CONNECTIONS SEE (2) WA-S-006 (8) WA-S-006 (1) WA-S-007 (2) WA-S-007 TYP UNCL.



| NO. | DATE | BY | CHKD | ENGR | PROJ | DESCRIPTION |
|-----|----------|-----|------|------|------|---------------------------|
| B | 4-19-96 | MCS | DDM | PK | ML | FINAL DESIGN REVIEW & BID |
| A | 10-31-95 | | | | TDM | PRELIMINARY DESIGN REVIEW |

| | |
|----------|-----|
| DRAWN | MCS |
| CHECKED | |
| ENGINEER | |
| PROJ | |

PARSONS
 100 WEST WALNUT STREET
 PASADENA, CALIFORNIA

LIGO
 CALIFORNIA INSTITUTE OF TECHNOLOGY
 MASSACHUSETTS INSTITUTE OF TECHNOLOGY

LASER INTERFEROMETER
 GRAVITATIONAL-WAVE OBSERVATORY
 SITE NO. 1 - HANFORD, WASHINGTON

| | | | |
|---|-----------|-----------------|----------------|
| TITLE | SCALE | CONTRACT NUMBER | PROJECT NUMBER |
| STRUCTURAL CORNER STATION OSB FRAMING ELEVATIONS SHEET 4 | AS NOTED | PP150969 | 8094 |
| SHEET NUMBER | REVISIONS | | |
| WA-S-121 | (A) | | |