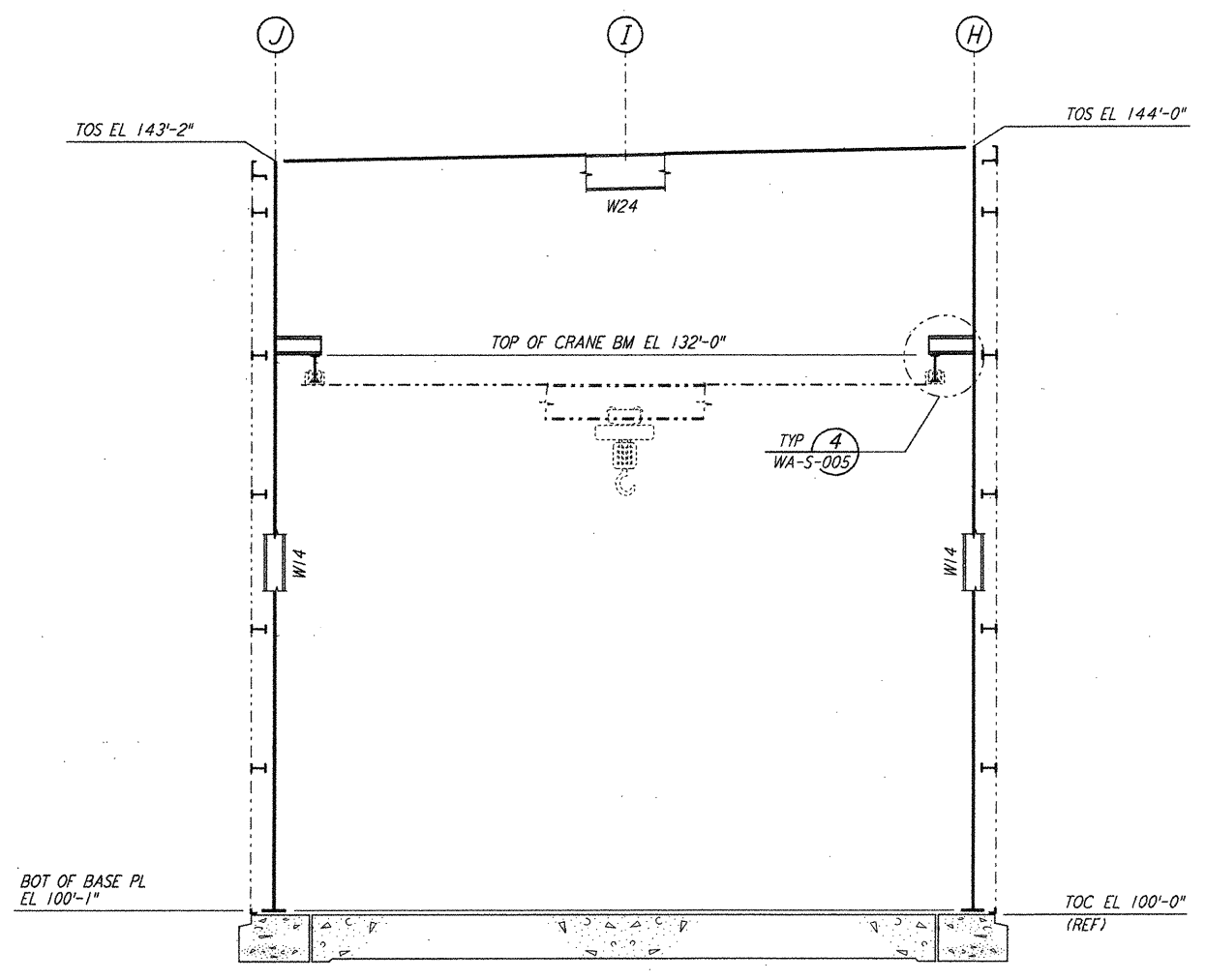
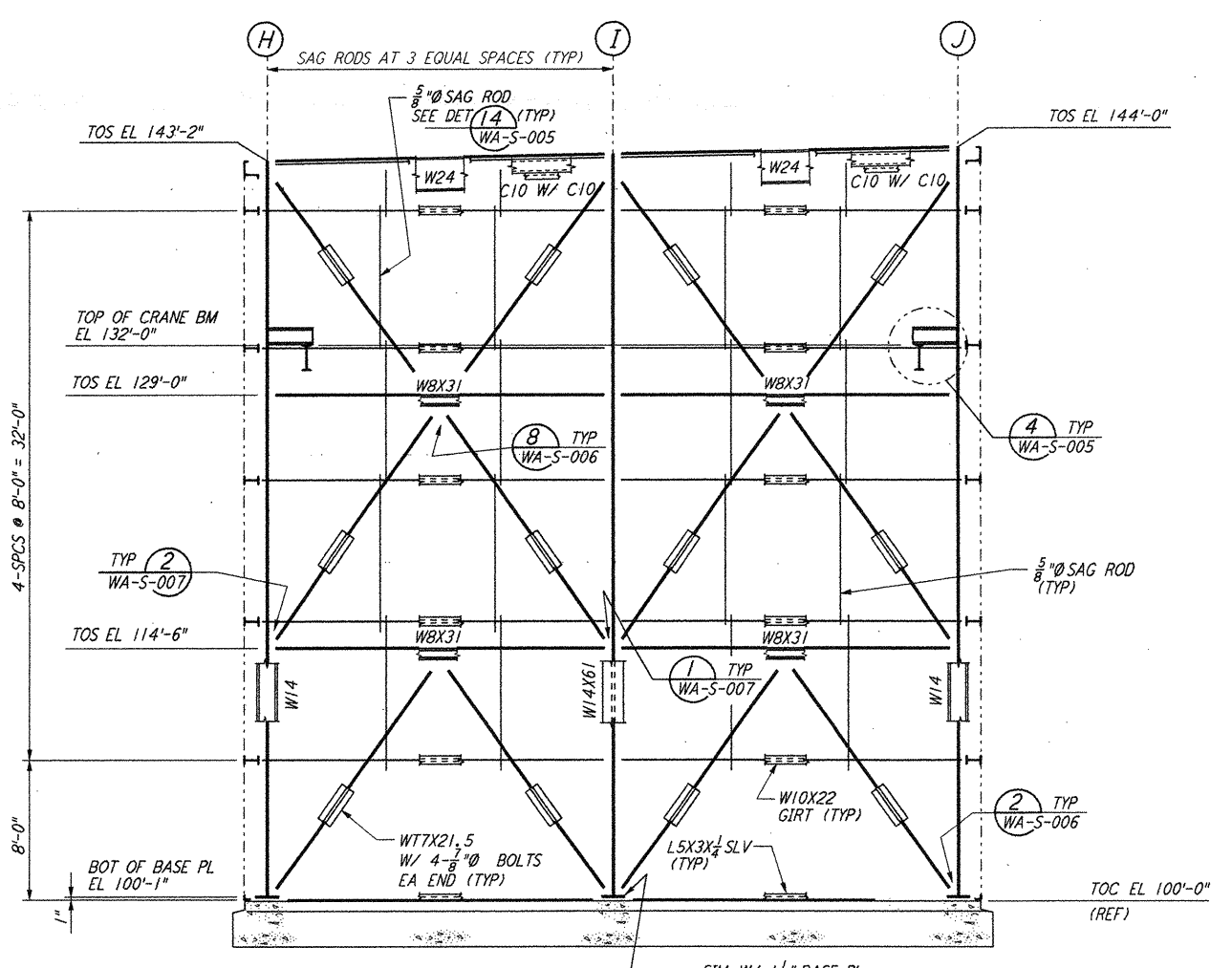


This document and the design it covers are the property of PARSONS. They are loaned only with the borrower's expressed written agreement that they will not be reproduced, copied, loaned, exhibited, or used in any other way, except by written consent from PARSONS to the borrower.

5 4 3 2

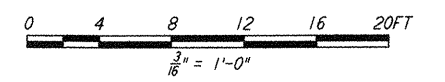


ELEVATION AT COLUMN LINES 11, 12, 13, 14 & 15
 $\frac{3}{8}'' = 1'-0''$



ELEVATION AT COLUMN LINE 16
 $\frac{3}{8}'' = 1'-0''$

NOTE:
 1. FOR NOTES SEE DRAWING WA-S-507.



LIGO-D960332-01-0

NO.	DATE	BY	CHKD	ENGR	PROJ	DESCRIPTION
1	6-15-98	CKT	BP	MDW		ISSUED FOR AS-BUILT

ISSUED FOR CONSTRUCTION		
DRAWN	MCS	6-24-96
CHECKED	DDM	7-2-96
ENGINEER	BP	6-28-96
PROJ	MDW	7-9-96

AS-BUILT DRAWINGS

PARSONS
 100 WEST WALNUT STREET
 PASADENA, CALIFORNIA

LIGO
 CALIFORNIA INSTITUTE OF TECHNOLOGY
 MASSACHUSETTS INSTITUTE OF TECHNOLOGY

LASER INTERFEROMETER
 GRAVITATIONAL-WAVE OBSERVATORY
 SITE NO. 1 - HANFORD, WASHINGTON

TITLE	SCALE	CONTRACT NUMBER	PROJECT NUMBER
STRUCTURAL CORNER STATION LVEA FRAMING ELEVATIONS SHEET 5	AS NOTED	PP150969	8094
SHEET NUMBER		REVISIONS	
WA-S-511			

5 4 3 2