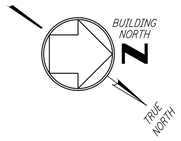

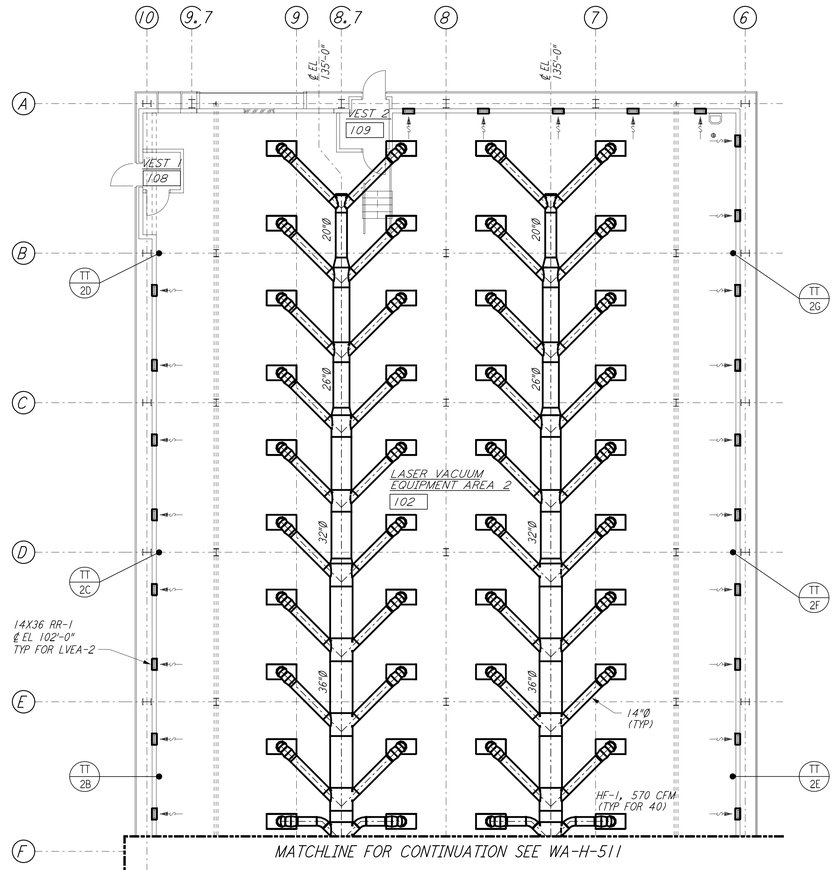

NOTES:

1. FOR LEGEND, ABBREVIATIONS AND GENERAL NOTES SEE SHEETS WA-H-001 AND WA-H-002.
2. SEE SHEET WA-H-511 FOR APPLICABLE NOTES AND LEGEND.

ROOM TEMPERATURE SETTING		
ROOM NAME	TEMPERATURE SET POINT (°F)	
	MIN	MAX
LASER AREA-2	72	72
LASER AREA-5	72	72

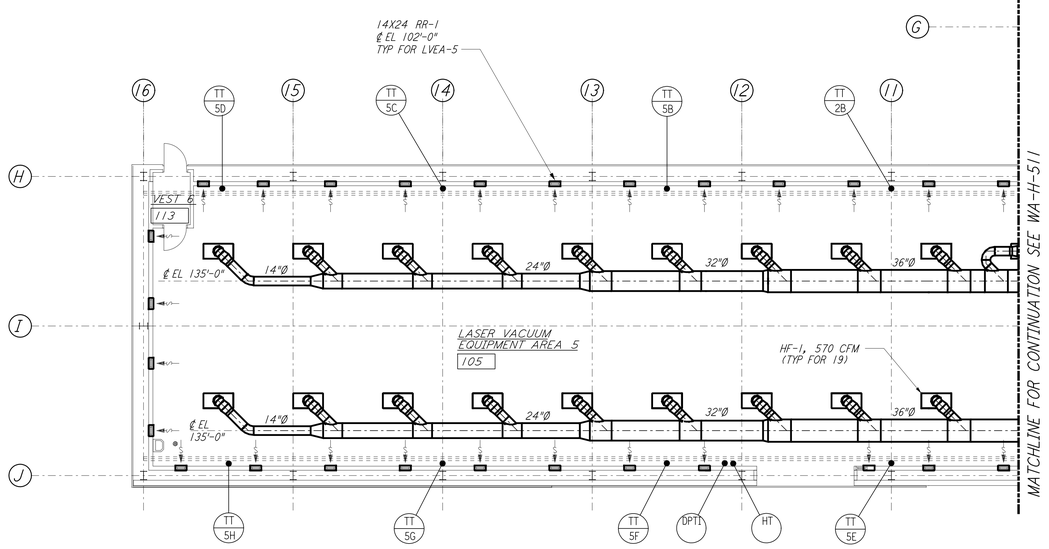

LVEA FLOOR PLAN
1/8" = 1'-0"

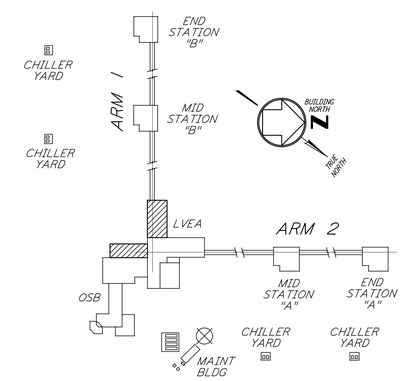

KEY PLAN

0 8 16 24 32FT
1/8" = 1'-0"

LIGO-D960382-01-O

This document and the design it covers are the property of PARSONS. They are loaned only with the borrower's expressed written agreement that they will not be reproduced, copied, loaned, exhibited, or used in any other way, except by written consent from PARSONS to the borrower.

REFERENCES		REVISIONS						
DRAWING NO.	DESCRIPTION	NO.	DATE	BY	CHKD	ENGR	PROJ	DESCRIPTION
		1	5-15-98	CP				ISSUED FOR AS-BUILT

ISSUED FOR CONSTRUCTION		
DRAWN	CLP	6-24-96
CHECKED		
ENGINEER		
PROJ		

AS-BUILT DRAWINGS

PARSONS
100 WEST WALNUT STREET
PASADENA, CALIFORNIA

LIGO
CALIFORNIA INSTITUTE OF TECHNOLOGY
MASSACHUSETTS INSTITUTE OF TECHNOLOGY

LASER INTERFEROMETER
GRAVITATIONAL-WAVE OBSERVATORY
SITE NO. 1 - HANFORD, WASHINGTON

TITLE
HVAC
CORNER STATION
LVEA FLOOR PLAN
SHEET 2

SCALE	CONTRACT NUMBER	PROJECT NUMBER
AS NOTED	PP150969	8094

SHEET NUMBER: WA-H-512
REVISIONS: 1