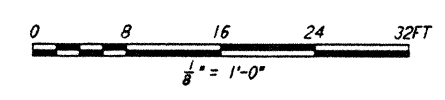
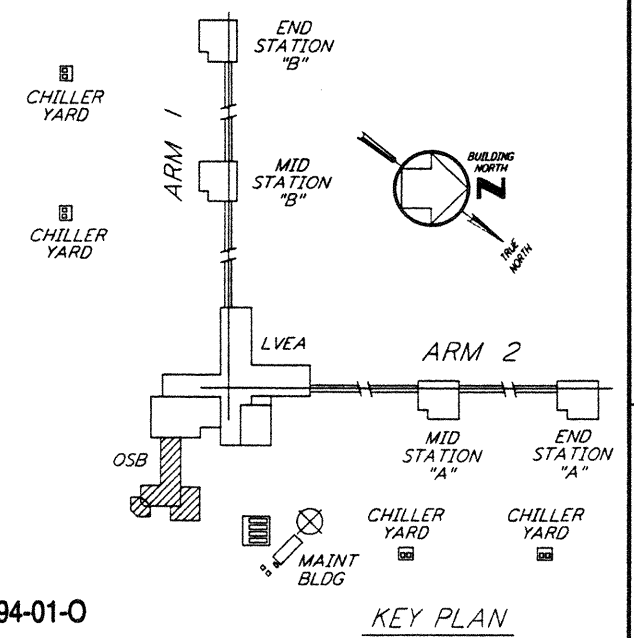


- NOTES:**
1. FOR ABBREVIATIONS AND ACRONYMS SEE DWG. WA-E-001.
 2. FOR SYMBOLS SEE DWG. WA-E-002.
 3. FOR GENERAL NOTES, SEE DWG. WA-E-101.
 4. ALL CIRCUITS SHOWN ON THIS DRAWING ARE FROM PANEL W-CS-144-RP-01 UNLESS OTHERWISE NOTED.
 5. CIRCUITS SHOWN FEEDING THESE ITEMS ARE FROM PANEL W-CS-144-LP-01.
 6. CIRCUITS SHOWN FEEDING THIS ITEM IS FROM PANEL W-CS-163-RP-01.
 7. CIRCUITS SHOWN FEEDING THESE ITEMS ARE FROM PANEL W-CS-163-LP-01.
 8. CONDUIT AND WIRE FEEDING RECEPTACLES LOCATED ON PATIO WALLS SHALL ROUTE WITHIN PATIO BLOCK WALLS TO EXTERIOR WALLS OF THE OSB AS REQUIRED.
 9. CONDUIT AND WIRE SHALL ROUTE WITHIN FLOOR SLAB TO WALL AS INDICATED.
 10. FOR ALL PANEL FEEDER CONDUIT AND WIRE SIZES SEE SINGLE LINE DIAGRAM DWG. WA-E-006.

- REFERENCE DRAWINGS:**
- WA-E-115 LIGHTING AND POWER PANEL SCHEDULES
 - WA-E-116 LIGHTING AND POWER PANEL SCHEDULES

- LEGEND:**
- ⊙ RECEPTACLE, 208V, 3Ø, SW, 4 POLE GROUNDING
 - ⊙ NEMA L21-3ØR HUBBELL #2810 WITH BOX AND COVER




LIGO-D960394-01-0

This document and the design it covers are the property of PARSONS. They are loaned only with the borrower's expressed written agreement that they will not be reproduced, copied, loaned, exhibited, or used in any other way, except by written consent from PARSONS to the borrower.

NO.	DATE	BY	CHKD	ENGR	PROJ	DESCRIPTION
1	3-21-97	J. G.				GENERAL REVISIONS

ISSUED FOR CONSTRUCTION
 DRAWN M. M. 6-25-96
 CHECKED J. K. 7-3-96
 ENGINEER K. R. 7-3-96
 PROJ T. O. M. 7-8-96



PARSONS
 100 WEST WALNUT STREET
 PASADENA, CALIFORNIA

LIGO
 CALIFORNIA INSTITUTE OF TECHNOLOGY
 MASSACHUSETTS INSTITUTE OF TECHNOLOGY

LASER INTERFEROMETER
 GRAVITATIONAL-WAVE OBSERVATORY
 SITE NO. 1 - HANFORD, WASHINGTON

ELECTRICAL
 CORNER STATION
 OSB OFFICE AREA
 RECEPTACLE & POWER PLAN

AS NOTED PP150969 8094
WA-E-105