

PANEL VEAC-17		LOCATION LVEA RM 107				VOLTS 480Y/277V									
FED FROM	CKT #	MOUNTING RECESSED		MAIN		BUS 225									
PHASE	3	WIRE	4	FEEDER											
CKT	LOAD SERVED	SLOT	POLES	WIRE SIZE	TRIP	VOLT AMPS	PHASE LOAD (VA)	VOLT AMPS	TRIP	WIRE SIZE	POLES	SLOT	LOAD SERVED	CKT	
						A B C									
1	PURGE AIR COMPRESSOR (61 KVA)	1	3			61000	20333 2667					3	2	TURBO VACUUM BACKING PUMP (8 KVA)	2
		3					20333 2667					4			
		5					20333 2667					6			
7	ROUGH VACUUM BACKING PUMP (52 KVA)	7	3			52000	17333 2667					3	8	TURBO VACUUM BACKING PUMP (8 KVA)	8
		9					17333 2667					10			
		11					17333 2667					12			
13	ROUGH VACUUM BACKING PUMP (52 KVA)	13	3			52000	17333					14	14	SPARE	14
		15					17333					16	16	SPARE	16
		17					17333					18	18	SPARE	18
19	SPACE	19										20	20	SPACE	20
21	SPACE	21										22	22	SPACE	22
23	SPACE	23										24	24	SPACE	24
25	SPACE	25										26	26	SPACE	26
27	SPACE	27										28	28	SPACE	28
29	SPACE	29										30	30	SPACE	30
						TOTAL	60333	60333	60333						
						TOTAL CONNECTED LOAD (VA)	180999								
						(AMPS)	217.7								




PANEL VEAC-17A		LOCATION LVEA RM 107				VOLTS 208Y/120V									
FED FROM	CKT #	MOUNTING RECESSED		MAIN		BUS 225									
PHASE	3	WIRE	4	FEEDER											
CKT	LOAD SERVED	SLOT	POLES	WIRE SIZE	TRIP	VOLT AMPS	PHASE LOAD (VA)	VOLT AMPS	TRIP	WIRE SIZE	POLES	SLOT	LOAD SERVED	CKT	
						A B C									
1	MAIN ION PUMP POWER SUPPLY NO. 1 (1.9 KVA)	1	3			1900	633					3	2	MAIN ION PUMP POWER SUPPLY NO. 5 (1.9 KVA)	2
		3					633					4			
		5					633					6			
7	MAIN ION PUMP POWER SUPPLY NO. 2 (1.9 KVA)	7	3			1900	633					3	8	MAIN ION PUMP POWER SUPPLY NO. 6 (1.9 KVA)	8
		9					633					10			
		11					633					12			
13	MAIN ION PUMP POWER SUPPLY NO. 3 (1.9 KVA)	13	3			1900	633					3	14	MAIN ION PUMP POWER SUPPLY NO. 7 (1.9 KVA)	14
		15					633					16			
		17					633					18			
19	MAIN ION PUMP POWER SUPPLY NO. 4 (1.9 KVA)	19	3			1900	633					3	20	MAIN ION PUMP POWER SUPPLY NO. 8 (1.9 KVA)	20
		21					633					22			
		23					633					24			
25	VACUUM EQUIPMENT SUPPLY	25	1			1920	1920			1000		1	26	VACUUM GAUGE POWER SUPPLY	26
27	VACUUM EQUIPMENT	27	1			1920	1920					30	28	SPACE	28
29	VACUUM EQUIPMENT	29	1			1920	1920					30	30	SPACE	30
31	VACUUM EQUIPMENT	31	1			1920	1920					32	32	SPACE	32
33	SPACE	33										34	34	SPACE	34
35	SPACE	35										36	36	SPACE	36
37	MAIN BREAKER (BACKFEED TO BUS)	37	3									38	38	SPACE	38
		39										40	40	SPACE	40
		41										42	42	SPACE	42
						TOTAL	9904	6984	6984						
						TOTAL CONNECTED LOAD (VA)	23872								
						(AMPS)	66.26								

not be reproduced, copied, loaned, exhibited, or used in any other way, except by written consent from PARSONS to the borrower.

This document and the design it covers are the property of PARSONS. They are loaned only with the borrower's expressed written agreement that they will

NO.	DATE	BY	CHK'D	ENGR	PROJ	DESCRIPTION

ISSUED FOR CONSTRUCTION		
DRAWN	M. M.	6-25-96
CHECKED		7-3-96
ENGINEER		7-3-96
PROJ	M.W.	7/2/96



LASER INTERFEROMETER GRAVITATIONAL-WAVE OBSERVATORY SITE NO. 1 - HANFORD, WASHINGTON			
TITLE	SHEET NUMBER	CONTRACT NUMBER	PROJECT NUMBER
ELECTRICAL CORNER STATION LVEA VEAC PANEL SCHEDULES	NONE	PP150969	8094
WAE-120		REVISIONS	
LIGO-D980409-00-0		LIGOWAF-3.BDR	

E
D
C
B
A