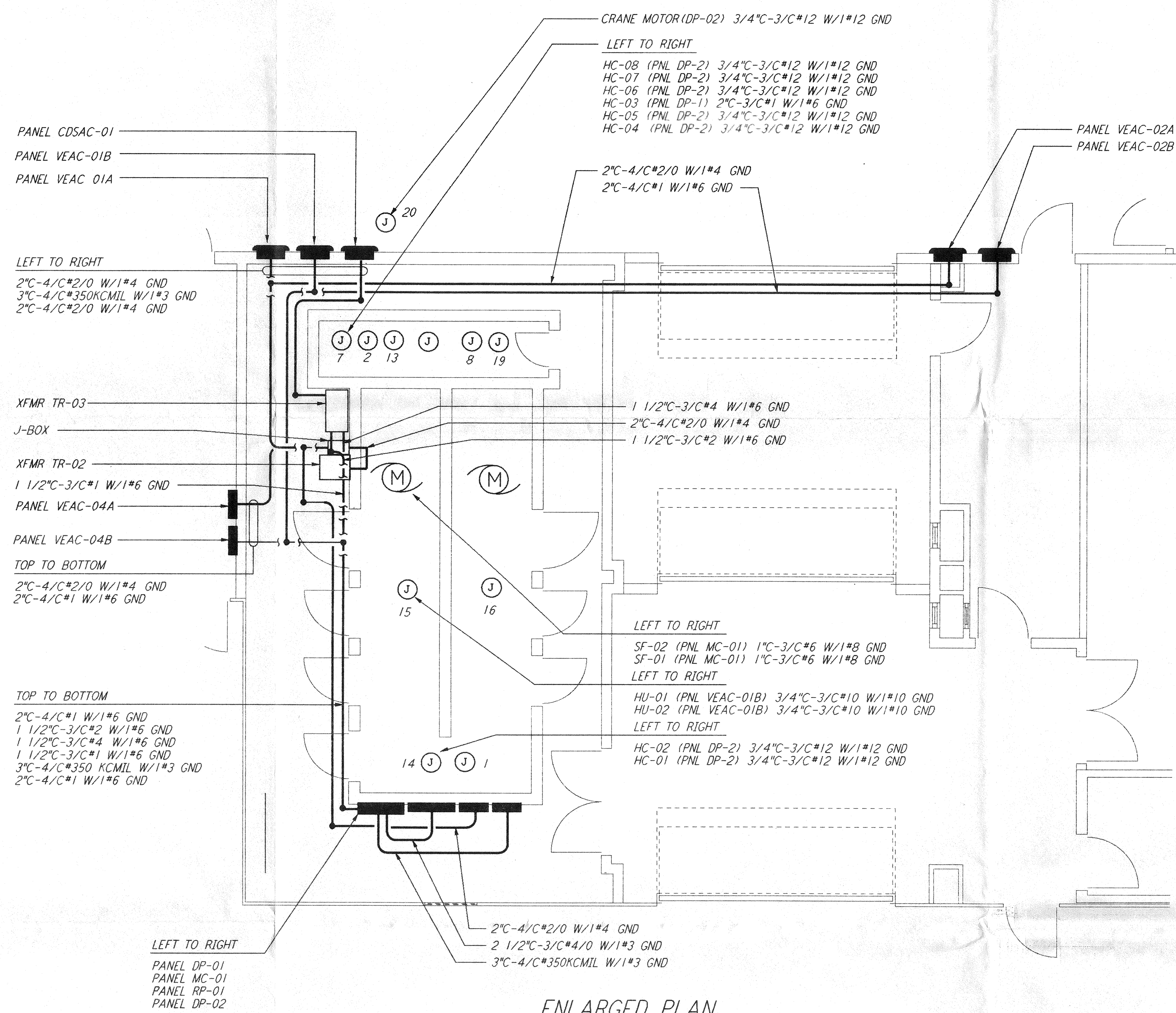
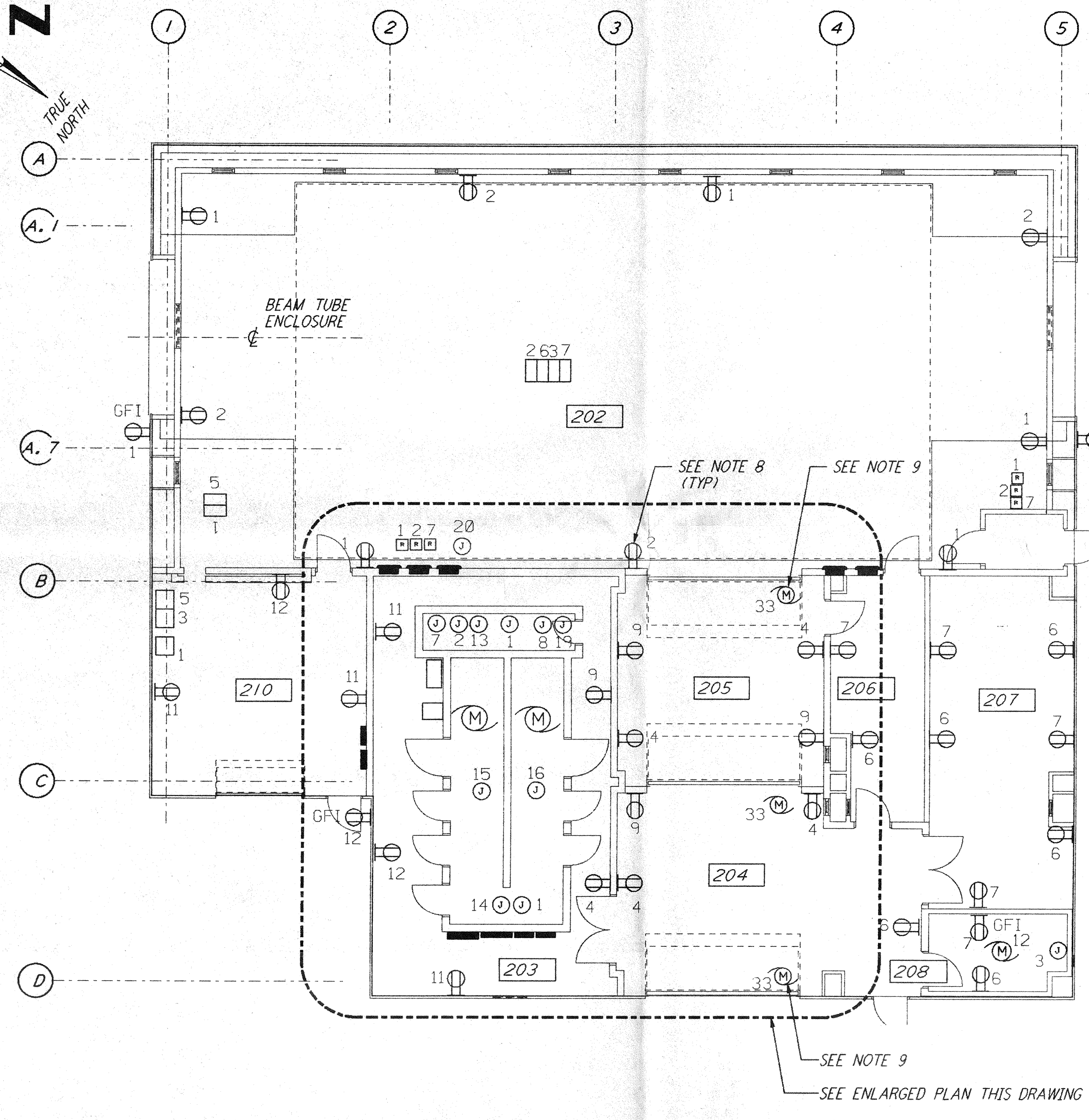
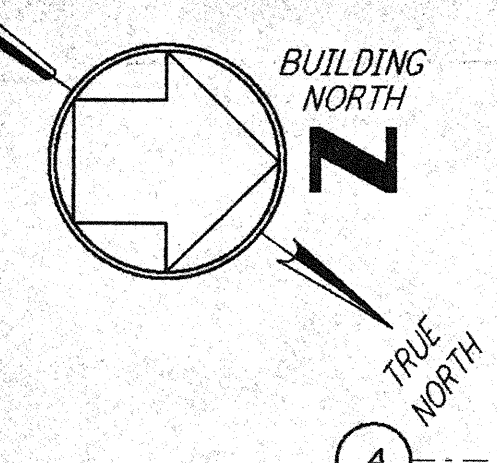
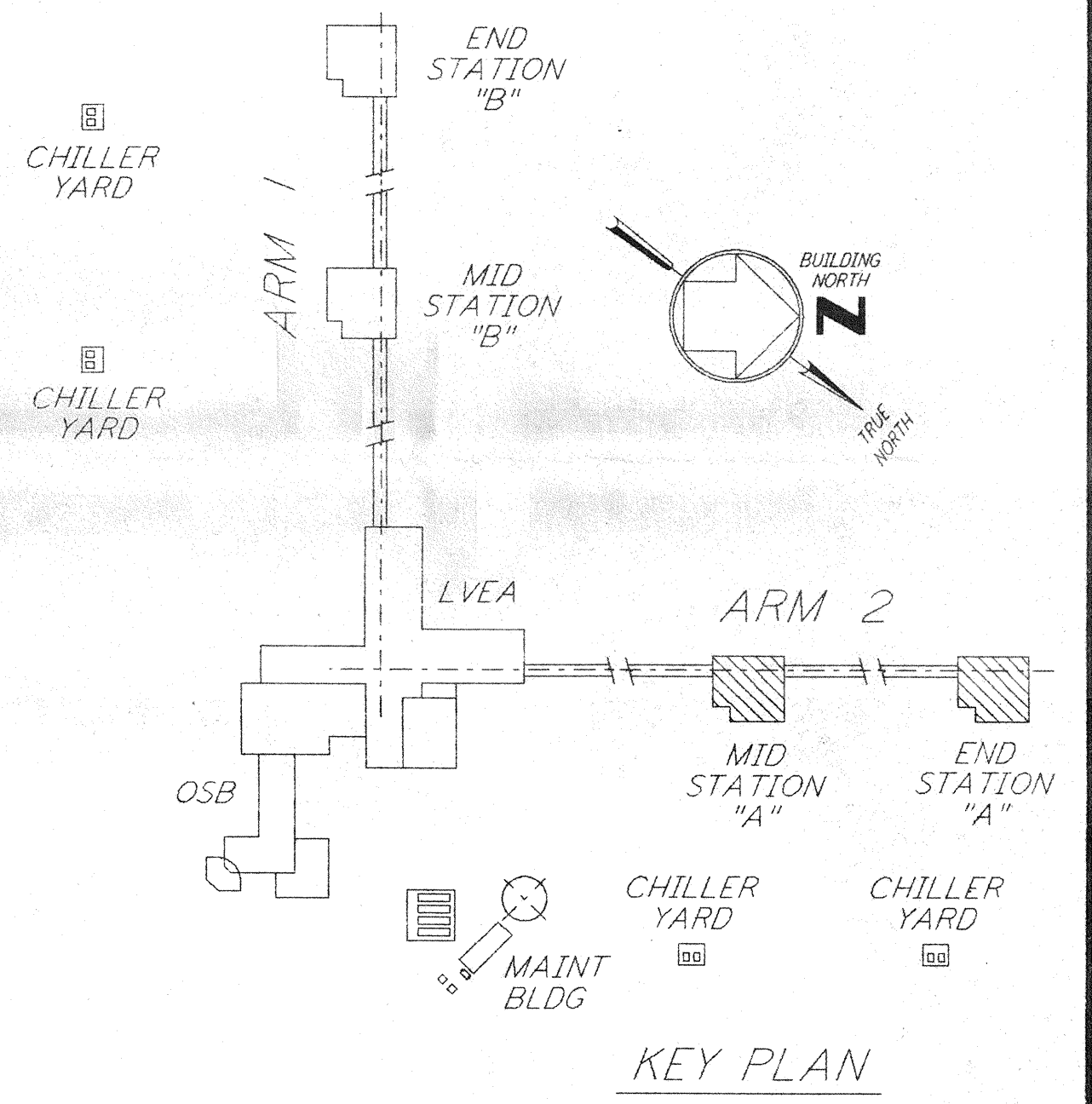


GENERAL NOTES:

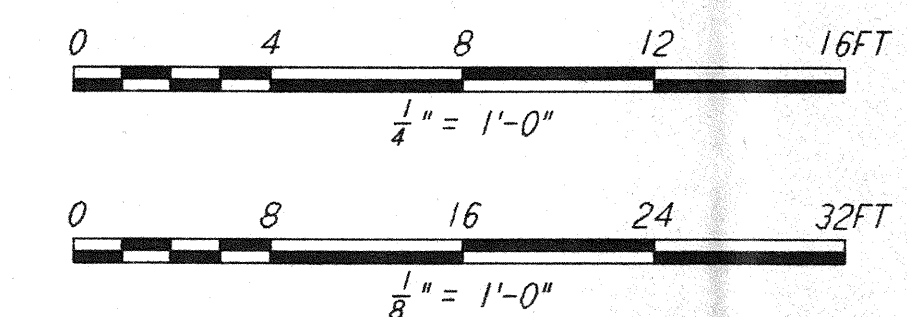
1. FOR STANDARD SYMBOLS, ABBREVIATIONS AND ACRONYMS SEE DWG. WA-E-001.
2. FOR ELECTRICAL SYMBOLS SEE DWG. WA-E-002.
3. FOR STANDARD INSTALLATION DETAILS SEE DWG. WA-E-404 AND WA-E-409.
4. FOR CABLE TYPE DESCRIPTION SEE DWG. WA-E-007.
5. ALL RUNS ARE SHOWN DIAGRAMMATICALLY ONLY, CONTRACTOR SHALL COORDINATE INSTALLATION WITH OTHER DISCIPLINES.
6. FOR SINGLE LINE DIAGRAM, SEE DWG. WA-E-008.
7. FOR EQUIPMENT LOCATION, SEE HVAC DWG. WA-H-211.
8. ALL CIRCUITS SHOWN ON THIS DRAWING ARE FROM PANEL RP01 UNLESS OTHERWISE NOTED.
9. CIRCUIT SHOWN FEEDING THESE ITEMS ARE FROM DP-02.



ENLARGED PLAN
 1/4" = 1'-0"




KEY PLAN



NO.	DATE	BY	CHKD	ENGR	PROJ	DESCRIPTION

ISSUED FOR CONSTRUCTION	
DRAWN	M. M. 6-25-96
CHECKED	7-3-96
ENGINEER	7-3-96
PROJ	7-3-96



PARSONS
 100 WEST WALNUT STREET
 PASADENA, CALIFORNIA

LIGO
 CALIFORNIA INSTITUTE OF TECHNOLOGY
 MASSACHUSETTS INSTITUTE OF TECHNOLOGY

LASER INTERFEROMETER
 GRAVITATIONAL-WAVE OBSERVATORY
 SITE NO. 1 - HANFORD, WASHINGTON

**ELECTRICAL
 MID & END A STATIONS
 ABOVEGROUND POWER PLAN**

SCALE: AS NOTED
 CONTRACT NUMBER: PPI50969
 PROJECT NUMBER: 8094

SHEET NUMBER: **WA-E-204**

REVISIONS: 0

LIGO-WAF3.BDR

This document and the design it covers are the property of PARSONS. They are loaned only with the borrower's expressed written agreement that they will not be reproduced, copied, loaned, exhibited, or used in any other way, except by written consent from PARSONS to the borrower.