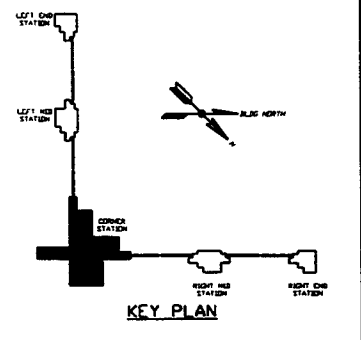
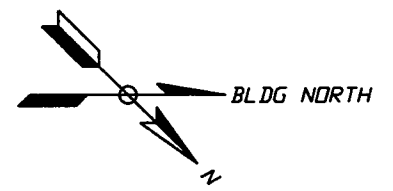
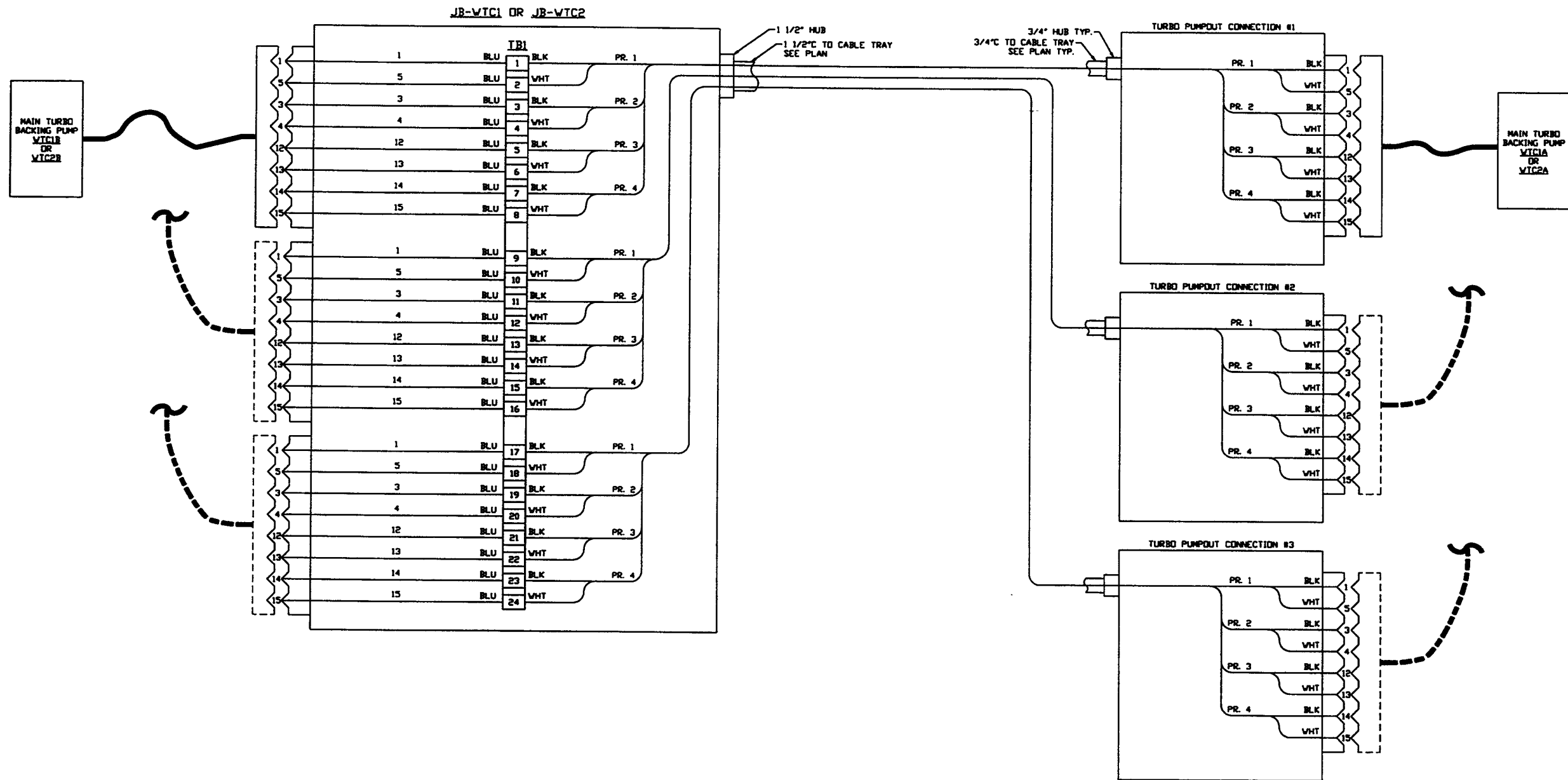


- NOTES:**
- 1) FOR GENERAL NOTES & LEGEND SEE PSI DWG. 8V049-3-001 SHT. 1.
 - 2) FOR LIST OF CIVIL CONTRACTOR REFERENCE DWGS. WITH CURRENT REVISIONS SEE PSI DWG. 8V049-3-001 SHT. 2.
 - 3) CONDUIT IS SHOWN DIAGRAMMATICALLY AND SHALL BE FIELD VERIFIED SO AS TO OPTIMIZE SUPPORTING MEANS AND TO AVOID INTERFERENCES WITH PIPING SYSTEMS.
 - 4) IDENTIFY ALL CONNECTION BOXES WITH BLACK PHENOLIC TAGS WITH WHITE LETTERING SHALL BE 3/8" HIGH.
 - 5) ALL CONDUIT SHALL BE ENT. UNLESS OTHERWISE NOTED.



<p>PROPRIETARY AND CONFIDENTIAL</p> <p>THIS DOCUMENT CONTAINS PROPRIETARY INFORMATION BELONGING TO PROCESS SYSTEMS INTERNATIONAL, INC. OR ITS AFFILIATES COMPANIES AND SHALL BE USED ONLY FOR THE PURPOSE FOR WHICH IT WAS SUPPLIED. IT SHALL NOT BE COPIED, REPRODUCED OR OTHERWISE USED, NOR SHALL SUCH INFORMATION BE FURNISHED IN WHOLE OR IN PART TO OTHERS EXCEPT BY AGREEMENT WITH THE TERMS OF ANY AGREEMENT UNDER WHICH IT WAS SUPPLIED OR WITH THE WRITTEN CONSENT OF PROCESS SYSTEMS INTERNATIONAL, INC. AND SHALL BE RETURNED UPON REQUEST.</p>		<p>UNLESS OTHERWISE SPECIFIED DIMENSIONS ARE IN INCHES</p> <p>TOLERANCES:</p> <p>FRACTIONAL & ANGULAR: .005" BEND 32°</p> <p>TWO PLACE DECIMAL & .005 FINISHED SURFACE DIMS BREAK CORERS IN OUT REMOVE ALL BURRS</p>	<p>DO NOT SCALE THIS DRAWING</p> <p>USED ON: _____</p> <p>NEXT ASS'Y: _____</p>	<table border="1"> <tr> <th>REV</th> <th>DESCRIPTION</th> <th>CHKD</th> <th>DRWN</th> <th>DATE</th> <th>DCDR</th> </tr> <tr> <td>2</td> <td>ISSUE FOR CONSTRUCTION</td> <td></td> <td></td> <td>05.12.97</td> <td>0480</td> </tr> <tr> <td>1</td> <td>ISSUE FOR FOR UPDATE & BID</td> <td>RED</td> <td>DMCV</td> <td>11.25.96</td> <td>0355</td> </tr> <tr> <td>0</td> <td>ISSUE FOR FOR</td> <td></td> <td></td> <td>04.26.96</td> <td>0129</td> </tr> </table>	REV	DESCRIPTION	CHKD	DRWN	DATE	DCDR	2	ISSUE FOR CONSTRUCTION			05.12.97	0480	1	ISSUE FOR FOR UPDATE & BID	RED	DMCV	11.25.96	0355	0	ISSUE FOR FOR			04.26.96	0129	<p>PROCESS SYSTEMS INTERNATIONAL, INC.</p> <p>20 WALKUP DR. WESTBOROUGH, MASSACHUSETTS 01581 USA</p> <p>VACUUM CARTS INTERFACE PLAN</p> <p>LIGO VACUUM EQUIPMENT</p> <p>WASHINGTON SITE</p> <p>CORNER STATION</p> <p>CAB FILE: 8V0493125\3125S1 SIZE: D DWG. NO.: V049-3-125 REV: 2</p> <p>SCALE: 1" = 10'-0" SHEET: 1 OF 3</p>
REV	DESCRIPTION	CHKD	DRWN	DATE	DCDR																								
2	ISSUE FOR CONSTRUCTION			05.12.97	0480																								
1	ISSUE FOR FOR UPDATE & BID	RED	DMCV	11.25.96	0355																								
0	ISSUE FOR FOR			04.26.96	0129																								

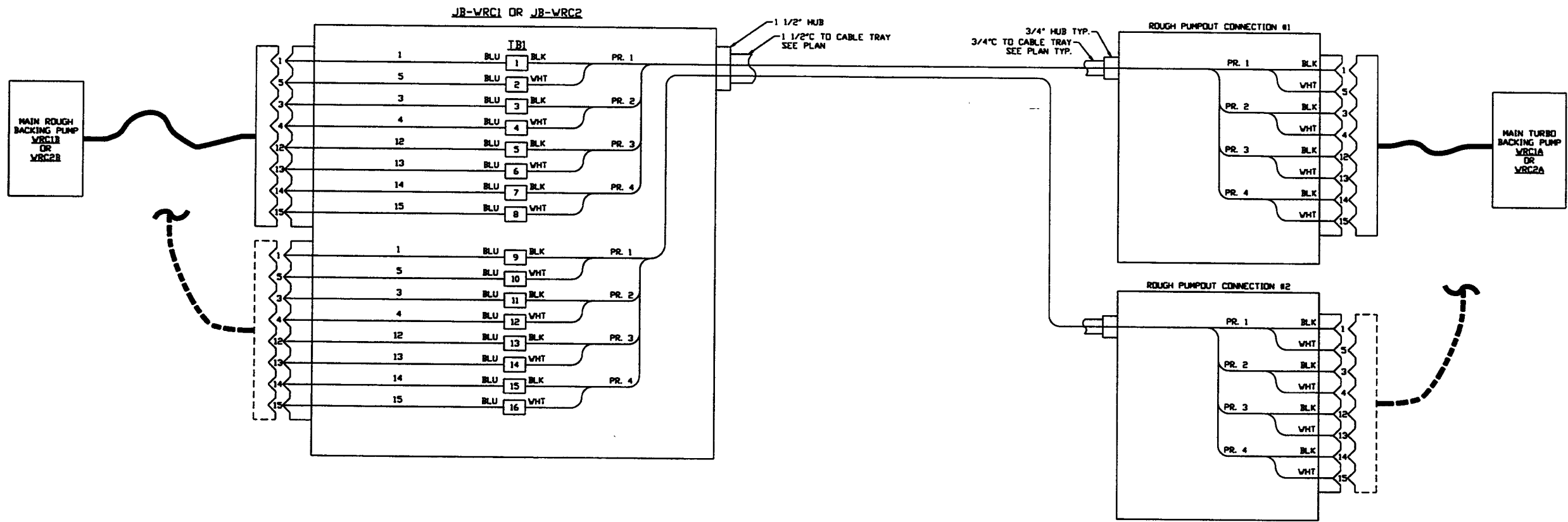


MAIN TURBO CART INTERFACE WIRING DIAGRAM

DETAIL 1 REF.
SCALE: NONE --- V049-3-125

SEE SHEET 1 FOR REVISIONS

PROCESS SYSTEMS INTERNATIONAL INC. 20 WALKUP DR. WESTBOROUGH, MASSACHUSETTS 01581 USA			
VACUUM CARTS INTERFACE PLAN LIGO VACUUM EQUIPMENT WASHINGTON SITE CORNER STATION			
CAD FILE	SIZE	DWG. NO.	REV.
V0493125\3125S2	D	V049-3-125	2
SCALE	AS NOTED	SHEET	2 OF 3



MAIN MAINING CART INTERFACE WIRING DIAGRAM

DETAIL 2 REF. V049-3-125
 SCALE: NONE

SEE SHEET 1 FOR REVISIONS

PROCESS SYSTEMS INTERNATIONAL INC. 20 WALSHUP DR. WESTBOROUGH, MASSACHUSETTS 01581 USA			
VACUUM CARTS INTERFACE PLAN LIGO VACUUM EQUIPMENT WASHINGTON SITE CORNER STATION			
CAD FILE V0493125\3125S3	SIZE D	DWG. NO. V049-3-125	REV. 2
SCALE AS NOTED	SHEET 1		3 OF 3