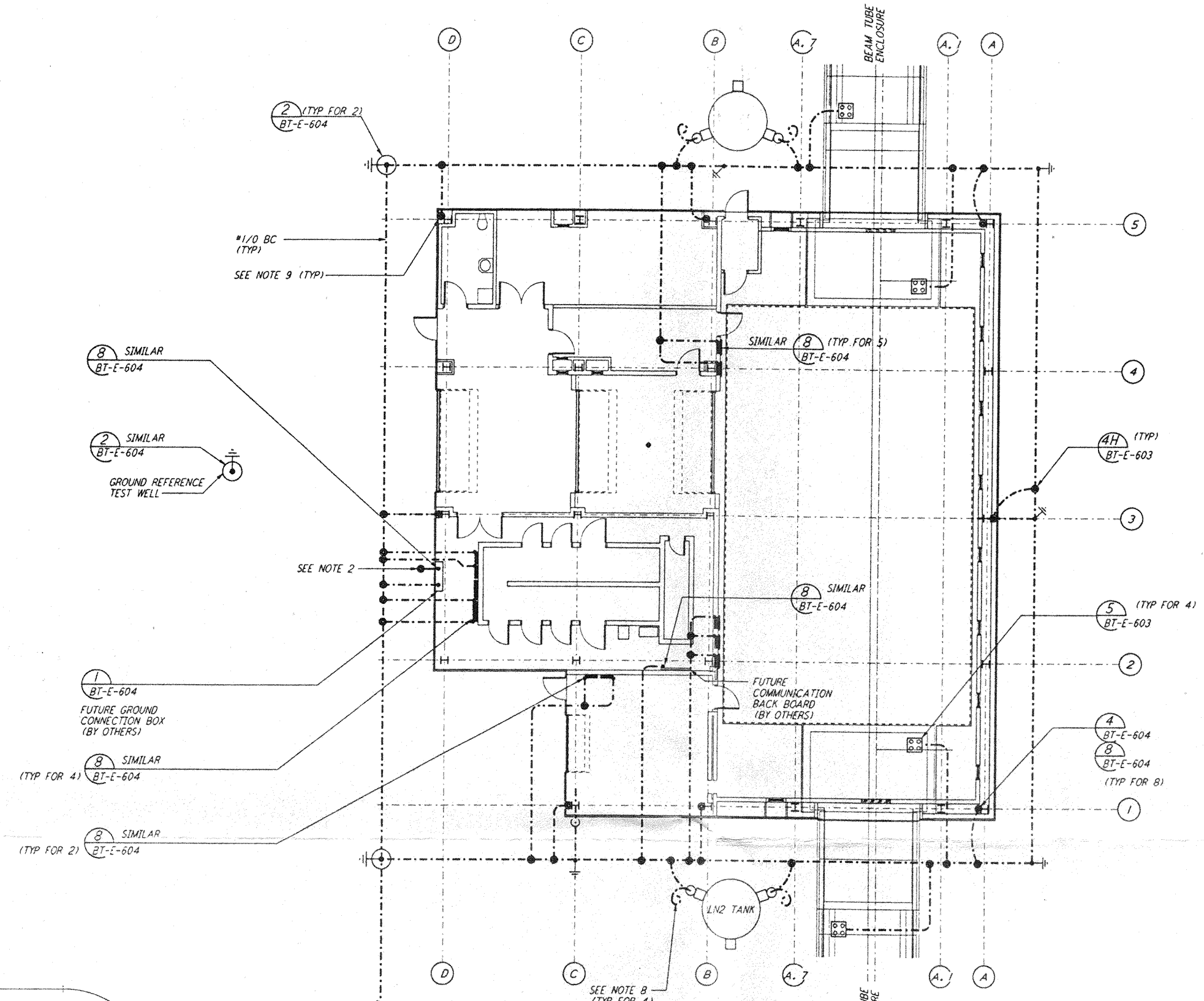
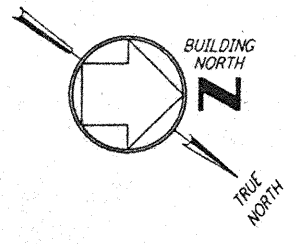
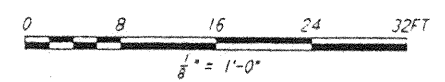
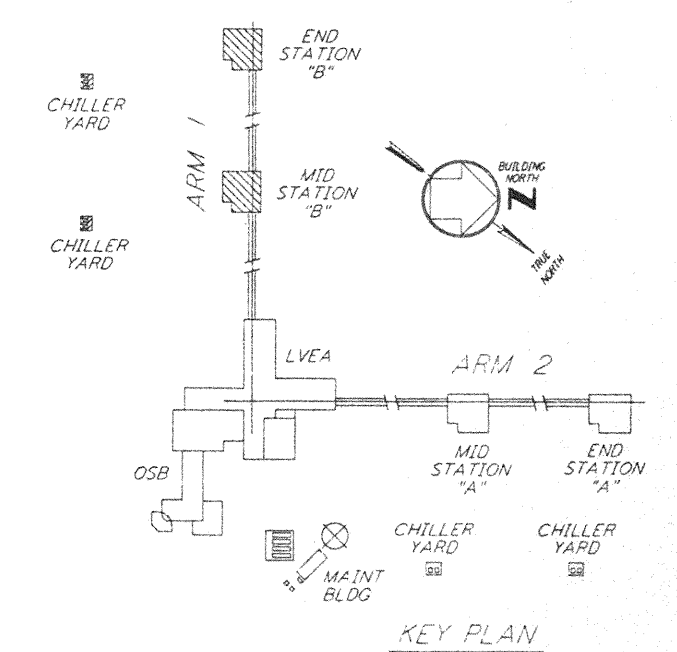
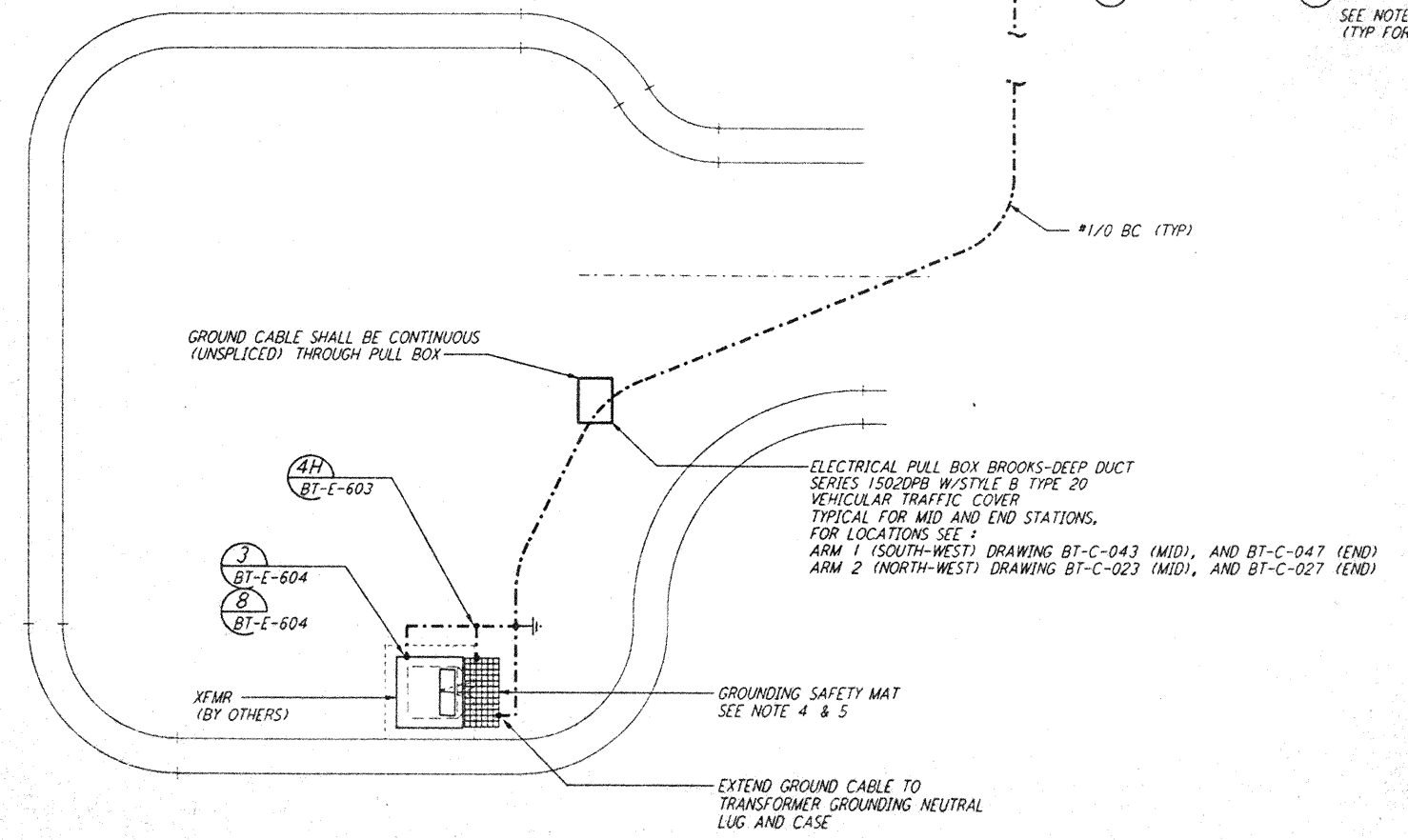


This document and the design it covers are the property of **PARSONS**. They are loaned only with the borrower's expressed written agreement that they will not be reproduced, copied, loaned, exhibited, or used in any other way, except by written consent from **PARSONS** to the borrower.



- NOTES:**
- SEE SPECIFICATION SECTION 16375 "ELECTRICAL DISTRIBUTION SYSTEM, UNDERGROUND" FOR DUCTBANK CONSTRUCTION SPECIFICATION.
 - SEE SPECIFICATION SECTION 16455 "SECONDARY GROUNDING" FOR GROUNDING SYSTEM INSTALLATION SPECIFICATION.
 - CONNECT GROUNDING CONDUCTOR TO REBAR AT BOTTOM OF FOUNDATION. REBAR SHALL BE AT LEAST 20 FEET LONG AND 1/2" DIAMETER.
 - GROUNDING MAT FOR PERSONNEL PROTECTION SHALL BE A PREFABRICATED 4'-0" X 6'-0" MAT WITH A 5' X 5' GRID, 40% CONDUCTIVITY COPPERWELD, WITH CENTER WIRE # 1/0 AWG, ERICO MFR. CABLE TO MESH TYPE PT, MOLD PTC-1G2C, WELD METAL #6S.
 - GROUNDING MAT SHALL BE INSTALLED 12" DEEP MINIMUM AND ADJACENT TO HIGH VOLTAGE PRIMARY SIDE.
 - SEE SPECIFICATION SECTION 16670 FOR LIGHTNING PROTECTION MATERIAL.
 - GROUND CONNECTION TO STRUCTURAL STEEL SHALL BE EXOTHERMIC WELD TYPE, AND APPROPRIATE FOR THE CABLE AND STRUCTURAL STEEL.
 - COIL AND TAPE GROUND CONDUCTOR AT TANK FOUNDATION, FOR FUTURE CONNECTION BY TANK VENDOR.
 - GROUND CABLE THAT STUBS UP THROUGH THE CONCRETE SLAB SHALL BE INSTALLED IN A PROTECTIVE SLEEVE AND 5'-0" OF GROUND CABLE COILED AND TAPED FOR FUTURE CONNECTION.



NO.	DATE	BY	CHKD	ENGR	PROJ	DESCRIPTION
A	4-15-96	271	L.A.	77	500	CHANGE ORDER #4

DRAWN	M. M.
CHECKED	
ENGINEER	
PROJ	

PARSONS
 100 WEST WALNUT STREET
 PASADENA, CALIFORNIA

LIGO
 CALIFORNIA INSTITUTE OF TECHNOLOGY
 MASSACHUSETTS INSTITUTE OF TECHNOLOGY

LASER INTERFEROMETER
 GRAVITATIONAL-WAVE OBSERVATORY
 BTE SITESWORK & FABRICATION - HANFORD, WA

TITLE: **ELECTRICAL MID & END STATIONS "B" GROUNDING PLAN**

AS NOTED PPI 50969 8094

SHEET NUMBER: **BT-E-601**

460-1960943-A-1