DATE: 10/07/98 TIME: 15:35:45
DESIGN FILE: I:\ligo\site2\st\las105.dgz

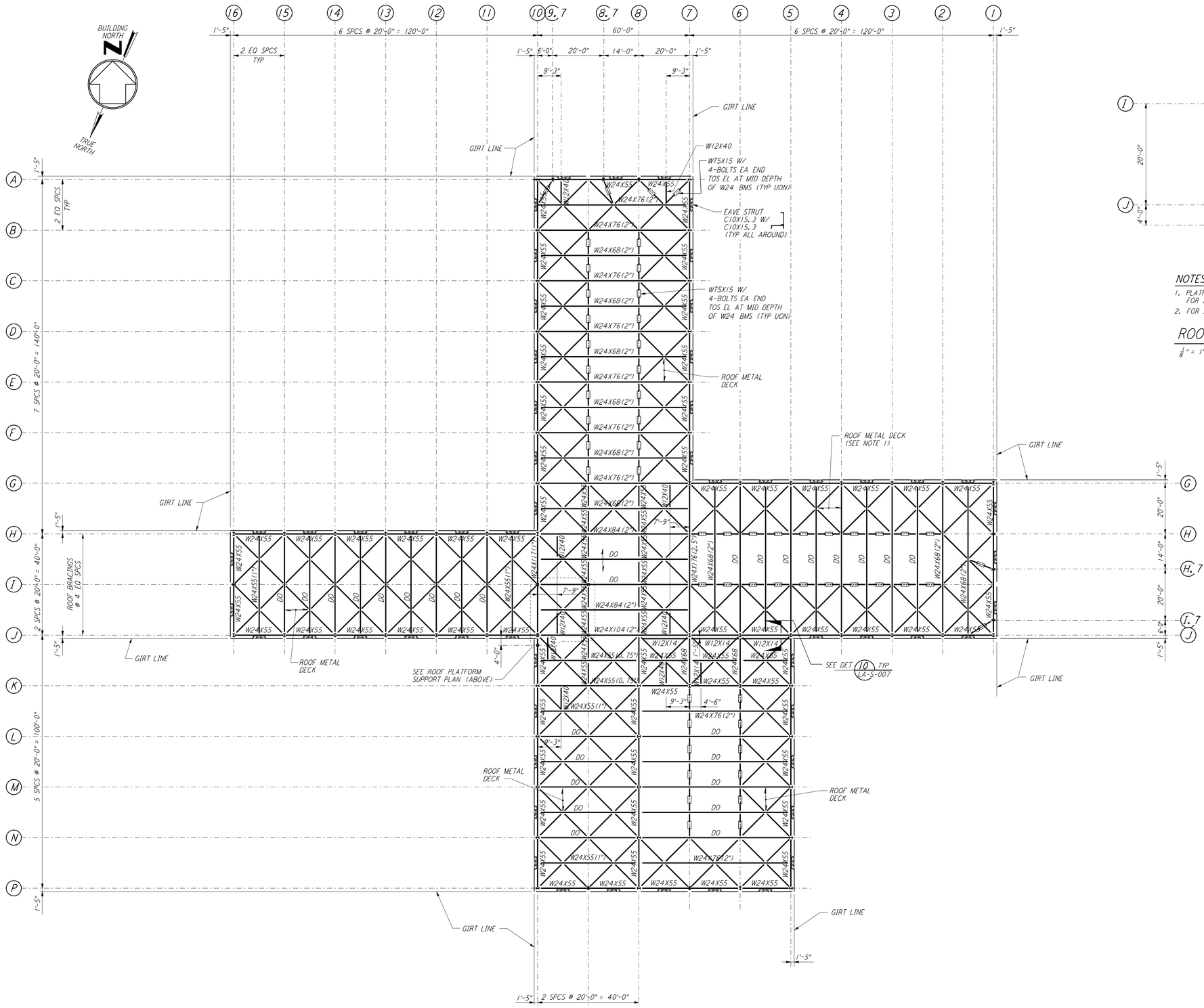

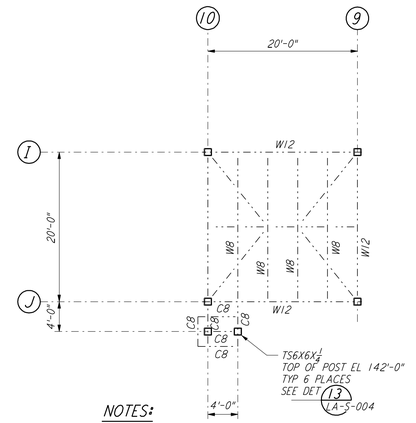

NOTES:

1. PLATFORM SHALL BE DESIGN AND SUPPLIED BY CONTRACTOR. FOR INFORMATION NOT SHOWN SEE ARCHITECTURAL DWGS.
2. FOR SUPPORT POSTS, SEE STRUCTURAL FRAMING ELEVATIONS.

ROOF PLATFORM SUPPORT PLAN

1/8" = 1'-0"

NOTES:

1. FOR GENERAL NOTES SEE DRAWING LA-S-001.
2. NUMBER IN PARENTHESIS FOLLOWING MEMBER SIZE FOR ROOF BEAMS WITH 40 FEET OR 60 FEET SPAN INDICATES REQUIRED CAMBER IN INCHES.
3. FOR BEAM TO BEAM CONNECTIONS, SEE DETAIL 3 TYP UON LA-S-005
4. FOR BEAM TO COLUMN CONNECTIONS, SEE DETAILS 6 LA-S-004 & 4 TYP UON LA-S-007
5. FOR HORIZONTAL BRACING CONNECTIONS, SEE DETAILS 11 LA-S-006, 12 LA-S-006 & 13 LA-S-006

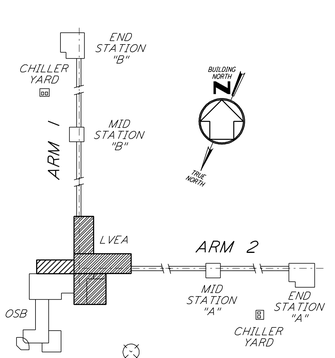

KEY PLAN

0 8 16 24 32 40 48 56 64FT

1/16" = 1'-0"

LIGO-D960921-01-O

REFERENCES		REVISIONS						
DRAWING NO.	DESCRIPTION	NO.	DATE	BY	CHKD	ENGR	PROJ	DESCRIPTION
		1	08-07-98	WA				ISSUED FOR AS-BUILT

ISSUED FOR CONSTRUCTION		
DRAWN	MCS	11-15-96
CHECKED	DDM	11-15-96
ENGINEER	BP	11-15-96
PROJ	TDM	11-15-96

AS-BUILT DRAWINGS

PARSONS
100 WEST WALNUT STREET
PASADENA, CALIFORNIA

LIGO
CALIFORNIA INSTITUTE OF TECHNOLOGY
MASSACHUSETTS INSTITUTE OF TECHNOLOGY

LASER INTERFEROMETER
GRAVITATIONAL-WAVE OBSERVATORY
SITE NO. 2 - LIVINGSTON, LOUISIANA

TITLE: STRUCTURAL CORNER STATION LVEA ROOF FRAMING PLAN

SCALE: AS NOTED | CONTRACT NUMBER: PP150969 | PROJECT NUMBER: 8094

SHEET NUMBER: LA-S-105 | REVISIONS: 1

LIGOLAF.BDR

This document and the design it covers are the property of PARSONS. They are loaned only with the borrower's expressed written agreement that they will not be reproduced, copied, loaned, exhibited, or used in any other way, except by written consent from PARSONS to the borrower.

Wed Oct 7 15:35:08 1998 c:\plot\qcf\S3-30.qcf N:\QUEUES\E3082\ST105.PRF