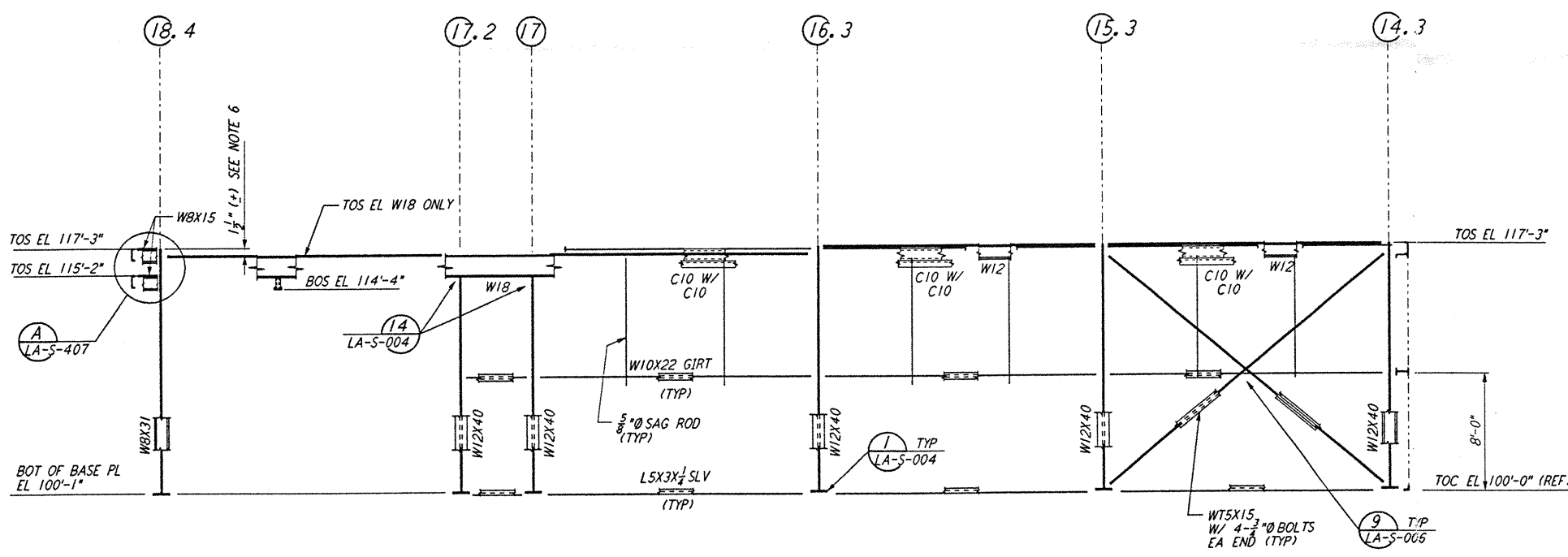
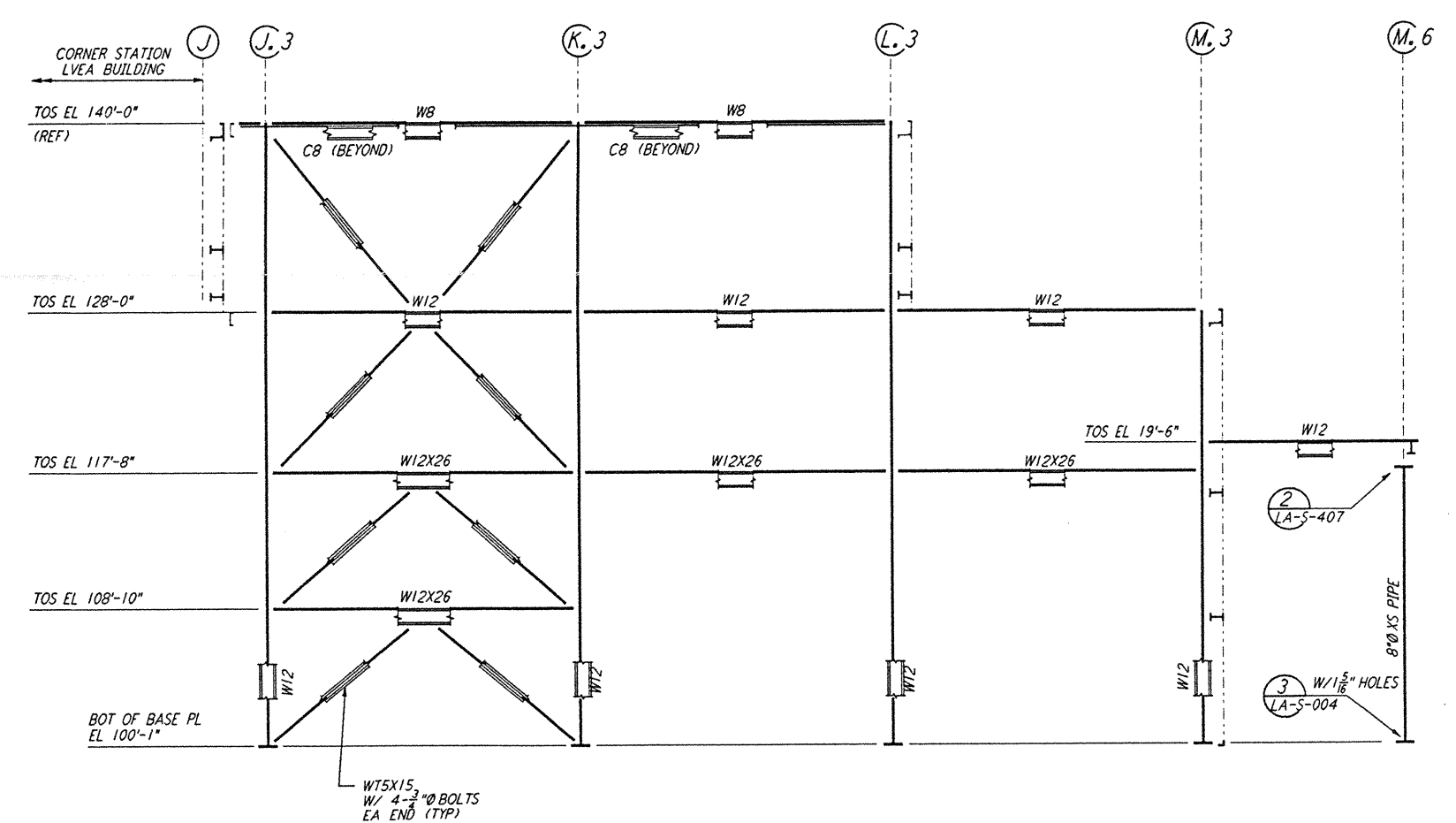


FRAMING ELEVATION AT COLUMN LINE U  
 $\frac{3}{8}'' = 1'-0''$

FRAMING ELEVATION AT COLUMN LINE V  
 $\frac{3}{8}'' = 1'-0''$

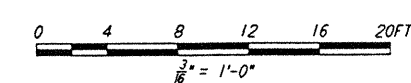


FRAMING ELEVATION AT COLUMN LINE W  
 $\frac{3}{8}'' = 1'-0''$



FRAMING ELEVATION AT COLUMN LINE 10.3  
 $\frac{3}{8}'' = 1'-0''$


- NOTES:
- FOR GENERAL NOTES, ABBREVIATIONS AND SYMBOLS SEE DRAWING LA-S-001.
  - FOR CHANNEL, GIRT AND EAVE STRUT CONNECTION DETAILS SEE DRAWING LA-S-005.
  - FOR W BEAM TO COLUMN WEB/FLANGE CONNECTIONS, SEE DETAILS (3), (4), (5) & (6) TYPICAL UNLESS OTHERWISE NOTED.
  - FOR BASE ANGLE (LSX3) CONNECTIONS, SEE SECTION (A) LA-S-003.
  - FOR VERT BRG CONNECTIONS SEE (2) LA-S-006, (8) LA-S-006, (1) LA-S-007, (2) LA-S-007 TYP UON.
  - FABRICATOR TO ADJUST THIS DIMENSION BASED ON ACTUAL DEPTH OF THE TOP CHORD OF OPEN WEB JOISTS.



This document and the design it covers are the property of PARSONS. They are loaned only with the borrower's expressed written agreement that they will not be reproduced, copied, loaned, exhibited, or used in any other way, except by written consent from PARSONS to the borrower.

NO.	DATE	BY	CHKD	ENGR	PROJ	DESCRIPTION

ISSUED FOR CONSTRUCTION  
 DRAWN MCS 11-15-96  
 CHECKED BJB 11-15-96  
 ENGINEER PJ 11-15-96  
 PROJ 0304 11/15/96



**PARSONS**  
 100 WEST WALNUT STREET  
 PASADENA, CALIFORNIA

**LIGO**  
 CALIFORNIA INSTITUTE OF TECHNOLOGY  
 MASSACHUSETTS INSTITUTE OF TECHNOLOGY

LASER INTERFEROMETER  
 GRAVITATIONAL-WAVE OBSERVATORY  
 SITE NO.2 - LIVINGSTON, LOUISIANA  
 TITLE: STRUCTURAL CORNER STATION OSB FRAMING ELEVATIONS SHEET 3  
 AS NOTED PPI50969 8094  
**LA-S-119**