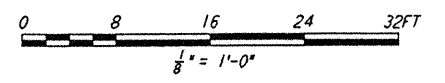
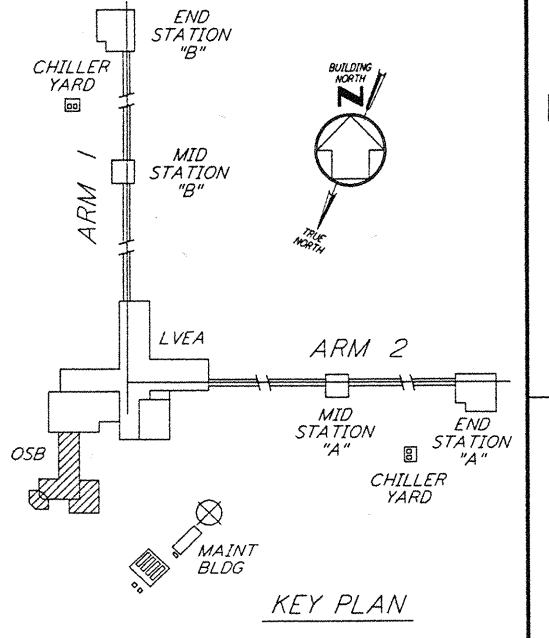


NOTES:

1. FOR ABBREVIATIONS AND ACRONYMS SEE DWG. LA-E-001.
2. FOR SYMBOLS SEE DWG. LA-E-002.
3. FOR GENERAL NOTES, SEE DWG. LA-E-102.
4. FIXTURES H-95 AND H2-95 HAVE A FLEXIBLE CABLE (BY VENDOR) CONNECTS WIRES FROM "MASTER" BALLAST TO "SATELLITE" PLUG-IN CONNECTOR. BOTH BALLASTS ARE IN THE "MASTER" UNIT.
5. FIXTURES H2-95 SHALL HAVE ITS BALLASTS PARALLEL SWITCHED FROM ASSOCIATED MASTER FIXTURE H-95.
6. FIXTURES H1-95 SHALL HAVE ITS 2-LAMP BALLAST PARALLEL SWITCH FROM ASSOCIATED MASTER FIXTURE, AND ITS 1-LAMP BALLAST SHALL NOT BE SWITCHED.
7. LIGHTING FIXTURES LOCATION IN VESTIBULE 121 AND AT ENTRY SHALL BE PHOTO ELECTRIC CONTROL VIA PHOTO CELL LOCATED ON ROOF.
8. ALL LIGHTING CIRCUITS SHOWN ON THIS DRAWING ARE FROM PANEL L-CS-144-LP-01 UNLESS OTHERWISE NOTED.
9. CIRCUIT SHOWN FEEDING THESE LIGHTING FIXTURES IS FROM PANEL L-CS-144-RP-01.
10. FOR ALL PANEL FEEDER CONDUIT AND WIRE SIZES SEE SINGLE LINE DIAGRAM DWG LA-E-006.
11. SLAVE UNIT, CIRCUIT SHOWN FEEDING THESE FIXTURES IS FROM L-CS-144-LP-01 VIA TYPE F-30 FIXTURE SHOWN ON THIS DWG.

REFERENCE DRAWINGS:

- LA-E-001 ELECTRICAL SYMBOLS, ABBREVIATION & ACRONYMS
- LA-E-002 ELECTRICAL STANDARD PLAN SYMBOLS
- LA-E-102 ELECTRICAL CS LVEA LIGHTING PLAN
- LA-E-115 LIGHTING AND POWER PANEL SCHEDULES
- LA-E-116 LIGHTING AND POWER PANEL SCHEDULES




not be reproduced, copied, loaned, exhibited, or used in any other way, except by written consent from PARSONS to the borrower.

This document and the design it covers are the property of PARSONS. They are loaned only with the borrower's expressed written agreement that they will

NO.	DATE	BY	CHKD	ENGR	PROJ	DESCRIPTION

ISSUED FOR CONSTRUCTION	M.M.	11-15-96
DRAWN	W.C.L.	7-24-96
CHECKED	K.L.	10-25-96
ENGINEER	S.M.	11/15/96
PROJ		



PARSONS
 100 WEST WALNUT STREET
 PASADENA, CALIFORNIA

LIGO
 CALIFORNIA INSTITUTE OF TECHNOLOGY
 MASSACHUSETTS INSTITUTE OF TECHNOLOGY

LASER INTERFEROMETER
 GRAVITATIONAL-WAVE OBSERVATORY
 SITE NO. 2 - LIVINGSTON, LOUISIANA

TITLE: ELECTRICAL CORNER STATION OSB OFFICE AREA LIGHTING PLAN
 SHEET NUMBER: LA-E-107
 AS NOTED: PPI50969
 PROJECT NUMBER: 8094