

PANEL 102-CDSAC-01 LOCATION LVEA RM 102 MOUNTING RECESSED VOLTS 208Y/120V PHASE 3 WIRE 4 FEEDER BUS 225. Table with columns for CKT, LOAD SERVED, SLOTT, POLES, WIRE SIZE, BKR, VOLT AMPS, PHASE LOAD (VA), VOLT AMPS, BKR, WIRE SIZE, POLES, SLOTT, LOAD SERVED, CKT. Includes total connected load summary.

PANEL 104-CDSAC-01 LOCATION LVEA RM 104 MOUNTING RECESSED VOLTS 208Y/120V PHASE 3 WIRE 4 FEEDER BUS 225. Table with columns for CKT, LOAD SERVED, SLOTT, POLES, WIRE SIZE, BKR, VOLT AMPS, PHASE LOAD (VA), VOLT AMPS, BKR, WIRE SIZE, POLES, SLOTT, LOAD SERVED, CKT. Includes total connected load summary.



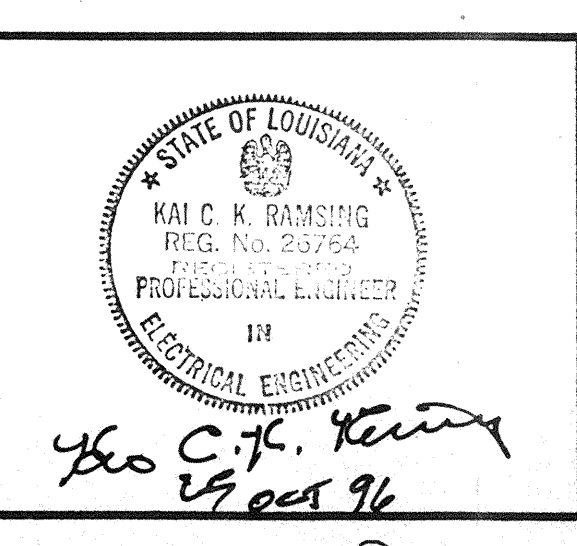
PANEL 103-CDSAC-01 LOCATION LVEA RM 103 MOUNTING RECESSED VOLTS 208Y/120V PHASE 3 WIRE 4 FEEDER BUS 225. Table with columns for CKT, LOAD SERVED, SLOTT, POLES, WIRE SIZE, BKR, VOLT AMPS, PHASE LOAD (VA), VOLT AMPS, BKR, WIRE SIZE, POLES, SLOTT, LOAD SERVED, CKT. Includes total connected load summary.

PANEL 105-CDSAC-01 LOCATION LVEA RM 105 MOUNTING RECESSED VOLTS 208Y/120V PHASE 3 WIRE 4 FEEDER BUS 225. Table with columns for CKT, LOAD SERVED, SLOTT, POLES, WIRE SIZE, BKR, VOLT AMPS, PHASE LOAD (VA), VOLT AMPS, BKR, WIRE SIZE, POLES, SLOTT, LOAD SERVED, CKT. Includes total connected load summary.

This document and the design it covers are the property of PARSONS. They are loaned only with the borrower's expressed written agreement that they will not be reproduced, copied, loaned, exhibited, or used in any other way, except by written consent from PARSONS to the borrower.

Table with columns: DRAWING NO., DESCRIPTION, NO., DATE, BY, CHKD, ENGR, PROJ, DESCRIPTION. Includes revision history and project details.

ISSUED FOR CONSTRUCTION DRAWN M.M. 11-15-96 CHECKED JCL 7-24-96 ENGINEER RCP 10-15-96 PROJ EOP 11/15/96



LASER INTERFEROMETER GRAVITATIONAL-WAVE OBSERVATORY SITE NO. 2 - LIVINGSTON, LOUISIANA. ELECTRICAL CORNER STATION LVEA CDSAC PANEL SCHEDULES. SCALE: NONE CONTRACT NUMBER: PPI50969 PROJECT NUMBER: 8094 SHEET NUMBER: LA-E-121