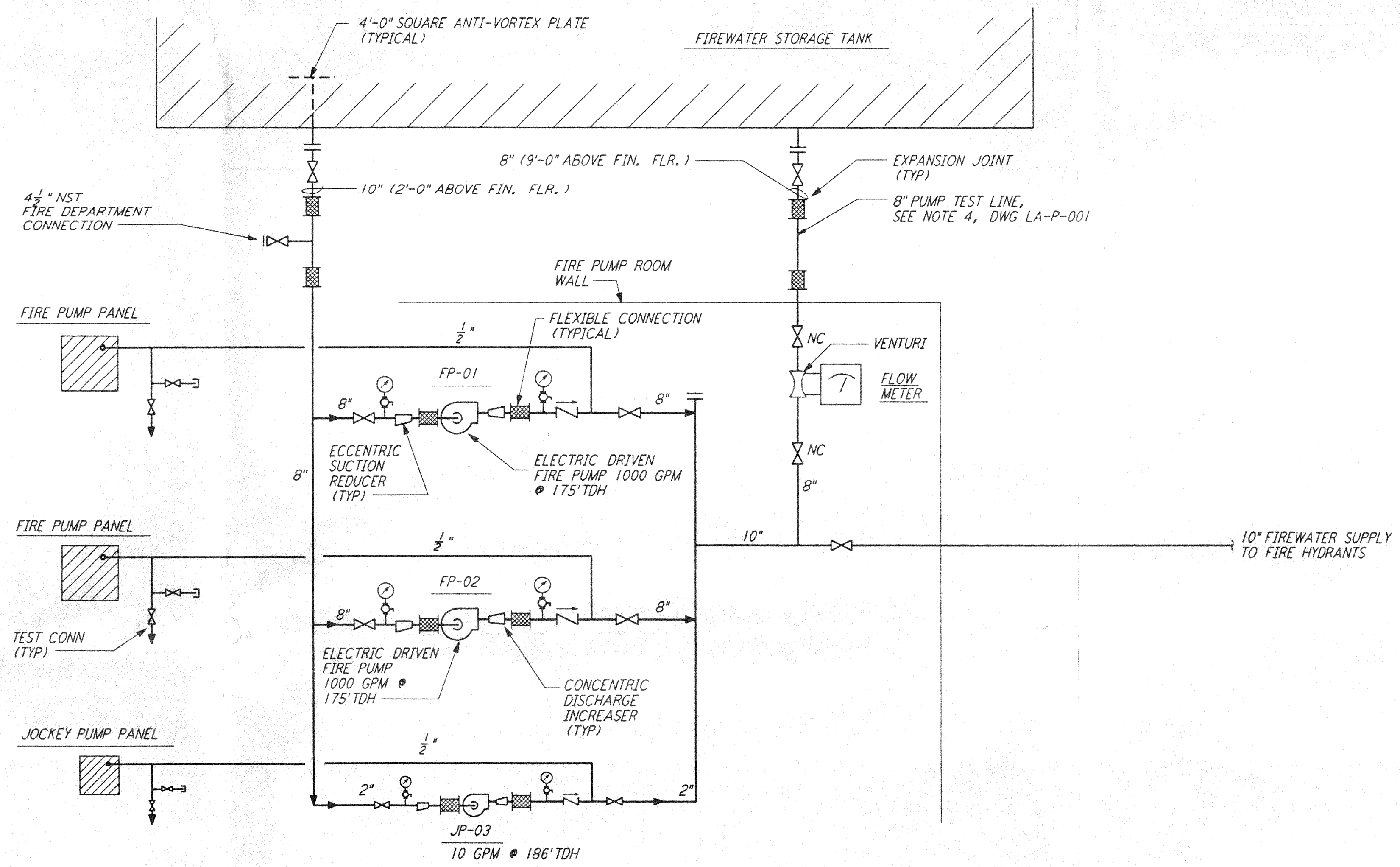


MAINTENANCE BLDG FLOOR PLAN
 1/4" = 1'-0"

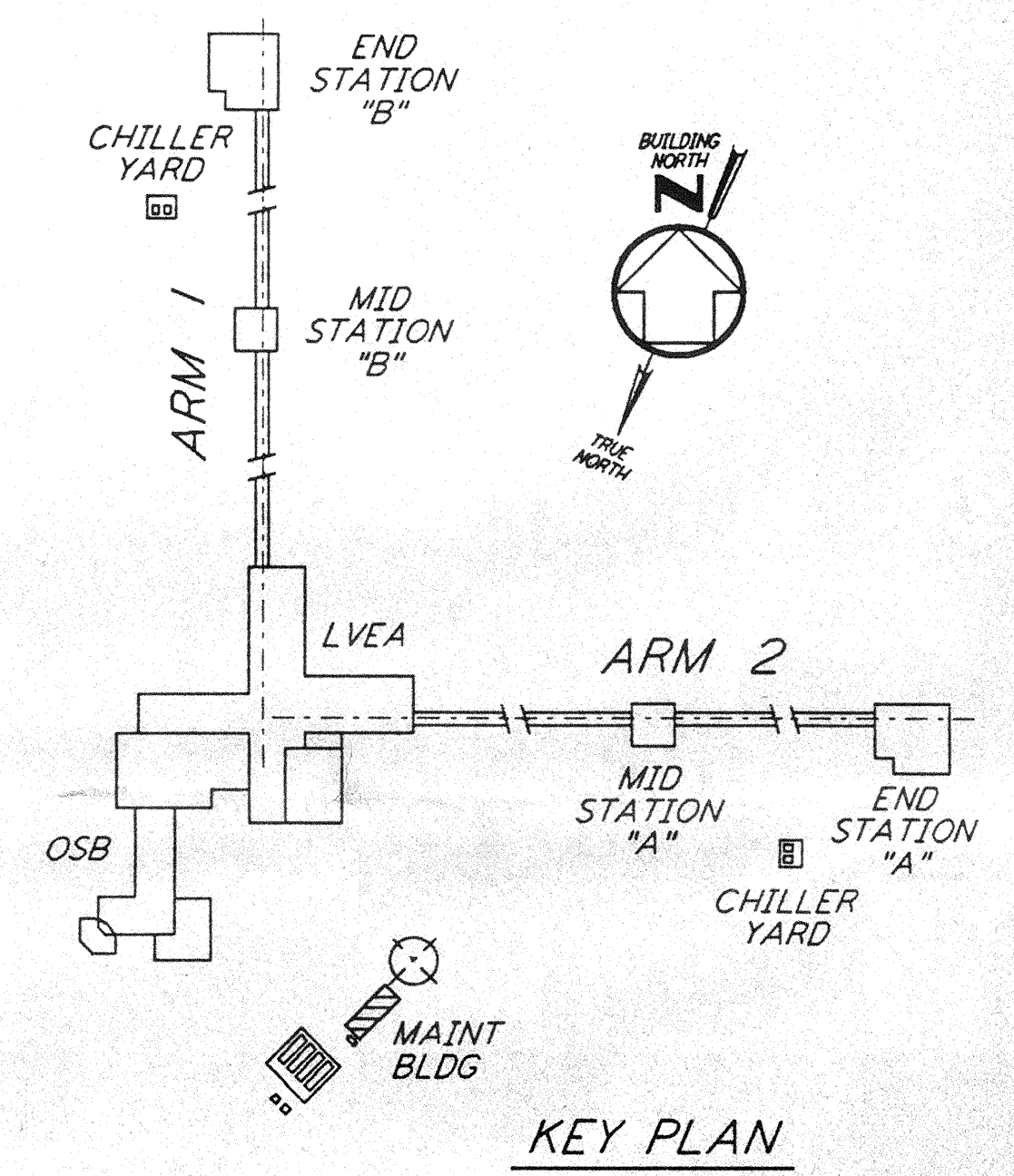
NOTE:
 1. ALL EXTERIOR PIPING SHALL BE HEAT TRACED AND INSULATED.

not be reproduced, copied, loaned, exhibited, or used in any other way, except by written consent from PARSONS to the borrower.

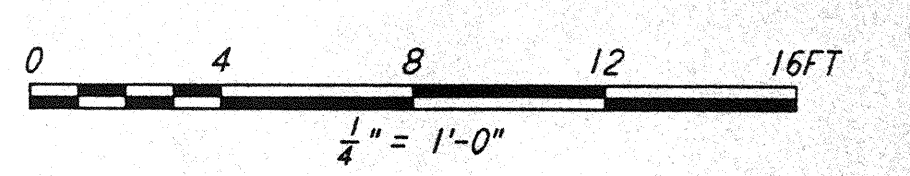
This document and the design it covers are the property of PARSONS. They are loaned only with the borrower's expressed written agreement that they will



FIRE PUMP FLOW DIAGRAM
 SCALE: NTS




KEY PLAN



DRAWING NO.	DESCRIPTION	NO.	DATE	BY	CHK'D	ENGR	PROJ	DESCRIPTION

ISSUED FOR CONSTRUCTION			
DRAWN	DG	11-15-96	
CHECKED	ME	10-25-96	
ENGINEER	AA	10-23-96	
PROJ	SDPR	11/2/96	



PARSONS
 100 WEST WALNUT STREET
 PASADENA, CALIFORNIA

LIGO
 CALIFORNIA INSTITUTE OF TECHNOLOGY
 MASSACHUSETTS INSTITUTE OF TECHNOLOGY

LASER INTERFEROMETER
 GRAVITATIONAL-WAVE OBSERVATORY
 SITE NO. 2 - LIVINGSTON, LOUISIANA

TITLE	SCALE	CONTRACT NUMBER	PROJECT NUMBER
PLUMBING CORNER STATION MAINTENANCE BUILDING FLOOR PLAN & FLOW DIAGRAM	AS NOTED	PP150969	8094
SHEET NUMBER			REVISIONS
LA-P-113			