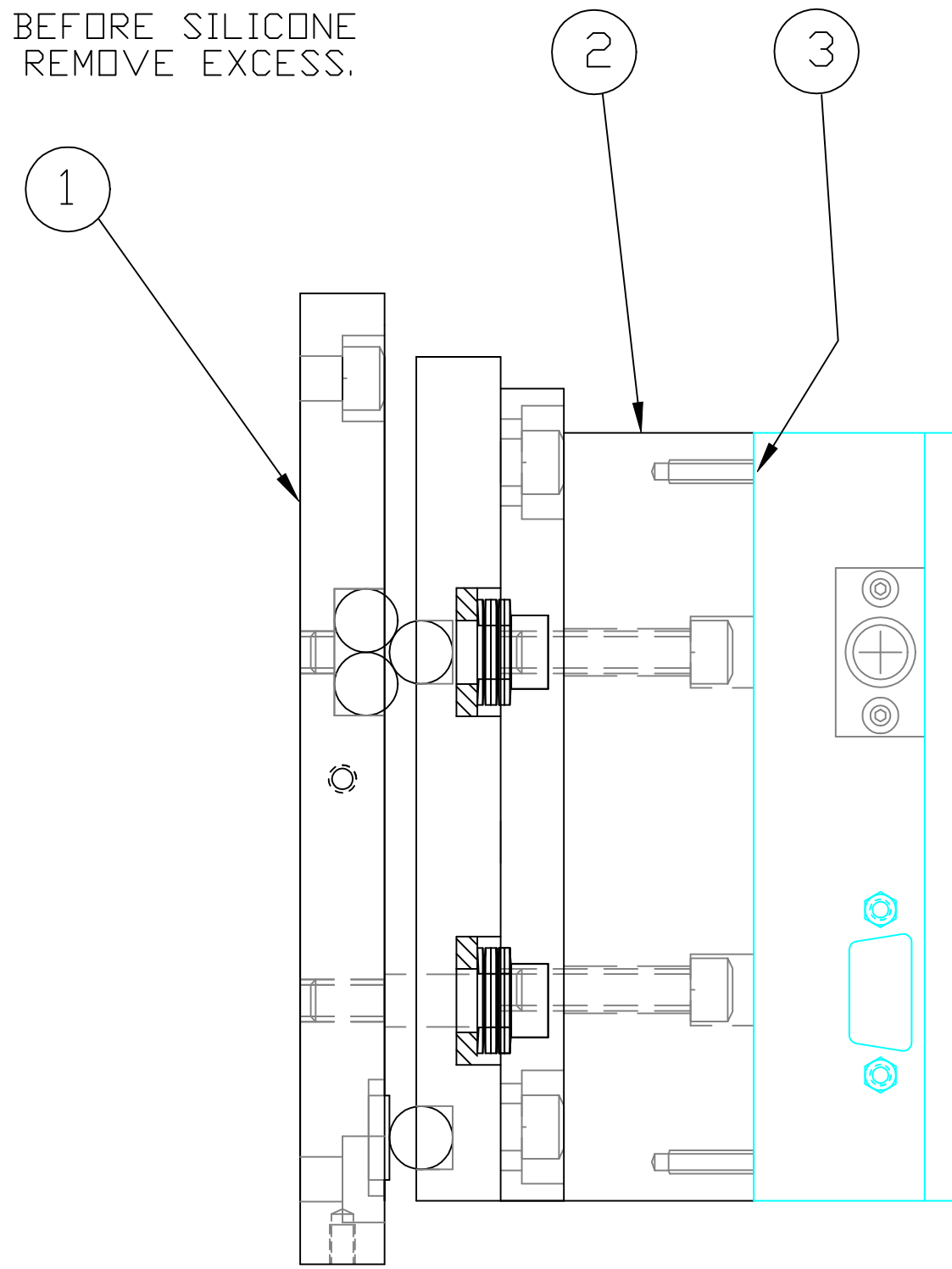
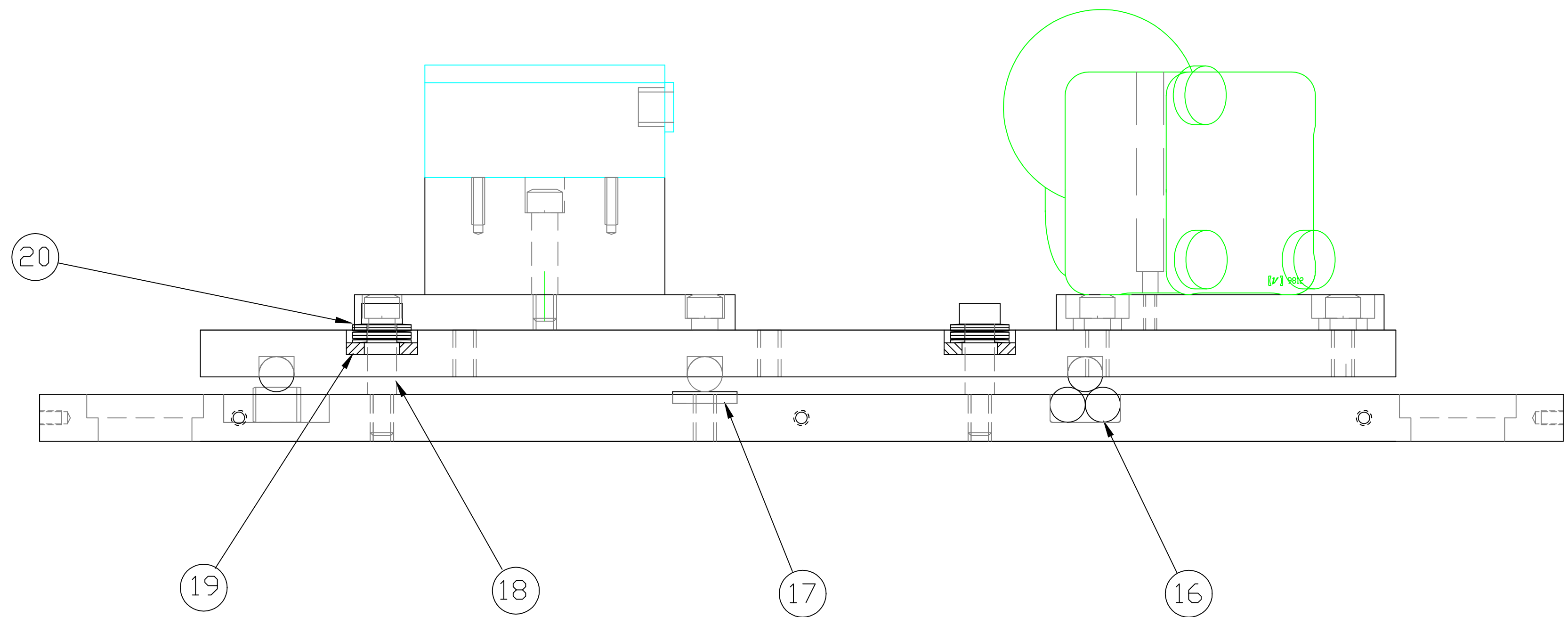
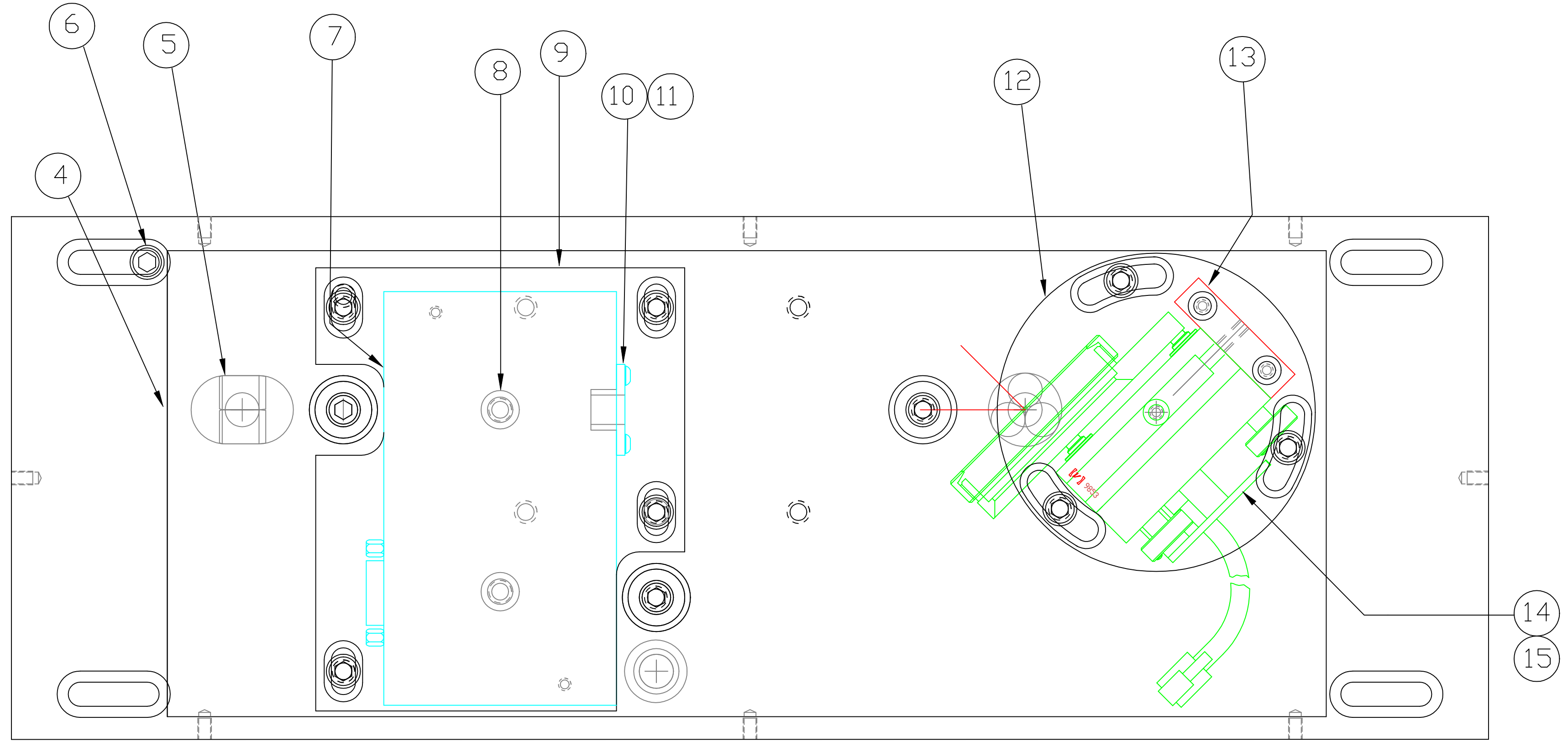


NOTES

- ASSEMBLE BASE AND KINEMATIC PLATE WITH ITEMS 20, 21, AND 22 BEFORE SILICONE ADHESIVE IS DRY TO REMOVE EXCESS.



SEE NOTE 1



|     |     |              |                |                         |
|-----|-----|--------------|----------------|-------------------------|
| 20  | 15  | ST-6         | BERG           | BELLEVILLE WASHER       |
| 19  | 3   | CD2-5        | BERG           | BRONZE THRUST WASHER    |
| 18  | 3   | 08022        | HOLDKROME      | 5/16 x .75 SHLDR. SCR.  |
| 17  | 1   | 3289A62      | MCMMASTER-CARR | CARBIDE DISK            |
| 16  | 6   | PT4-12       | BERG           | 3/8" BALL               |
| 15  | 1   | 5121         | NEW FOCUS      | 2.00" MIRROR            |
| 14  | 1   | 8812         | NEW FOCUS      | GIMBAL MOUNT            |
| 13  | 1   | D970109-00-D | -              | VERTICAL SUPPORT        |
| 12  | 1   | D970108-00-D | -              | GIMBAL MOUNT BASE       |
| 11  | 2   | 64004        | HOLDKROME      | 4-40 x .38 BUT HD SCR.  |
| 10  | 1   | D970160-00-D | -              | PHOTODETECTOR PORT      |
| 9   | 1   | D970159-00-D | -              | DETECTOR BASE PLATE     |
| 8   | 2   | 78064        | HOLDKROME      | 1/4-20 x 1.25 CAP SCR.  |
| 7   | 1   | -            | -              | PHOTODETECTOR ASSY.     |
| 6   | 12  | 78056        | HOLDKROME      | 1/4-20 x 5/8 CAP SCR.   |
| 5   | 2   | D30-6        | BERG           | 3/8" x .75 LG. DWL. PIN |
| 4   | 1   | D970104-00-D | -              | KINEMATIC MOUNT PLATE   |
| 3   | 6   | 72050        | HOLDKROME      | 6-32 x 1.0 LG CAP SCR.  |
| 2   | 1   | D970157-00-D | -              | DETECTOR RISER          |
| 1   | 1   | D970110-00-D | -              | KINEMATIC BASE PLATE    |
| REF | QTY | PART NO.     | SUPPLIER       | MATERIAL                |

UNLESS OTHERWISE SPECIFIED  
DIMENSIONS ARE IN INCHES

TOLERANCES:  
FRACTIONAL ± 1/16(.16)  
ANGULAR ± 1°  
TWO PLACE DECIMAL ± .01(.025)  
THREE PLACE DECIMAL ± .005(.013)

FINISHED SURFACE RMS 63  
BREAK CORNERS IN: OUT: .02  
REMOVE ALL BURRS

|            |               |         |
|------------|---------------|---------|
| MATERIAL:  | HEAT TREAT:   | FINISH: |
| -          | -             | -       |
| USED ON: - | NEXT ASS'Y: - |         |

|                   |                 |         |        |     |     |    |    |    |       |      |      |
|-------------------|-----------------|---------|--------|-----|-----|----|----|----|-------|------|------|
| A                 | INITIAL RELEASE | MASON   | 5/98   |     |     |    |    |    |       |      |      |
| 00                | PRE-RELEASE     | K.MASON | 5/2/97 |     |     |    |    |    |       |      |      |
| REV               | DESCRIPTION     | DCC     | SYS    | DET | CDS | VE | CC | BT | CHECK | DRWN | DATE |
|                   |                 |         |        |     |     |    |    |    |       |      |      |
| ISSUE DESCRIPTION |                 |         |        |     |     |    |    |    |       |      |      |

**LIGO** CALIFORNIA INSTITUTE OF TECHNOLOGY  
MASSACHUSETTS INSTITUTE OF TECHNOLOGY

POSITION DETECTOR ASSY.  
OPTICAL LEVER

CAD FILE: D970156-A.DWG  
SCALE: FULL

SIZE: D  
SHEET: 1 of 1