

8

7

6

5

4

3

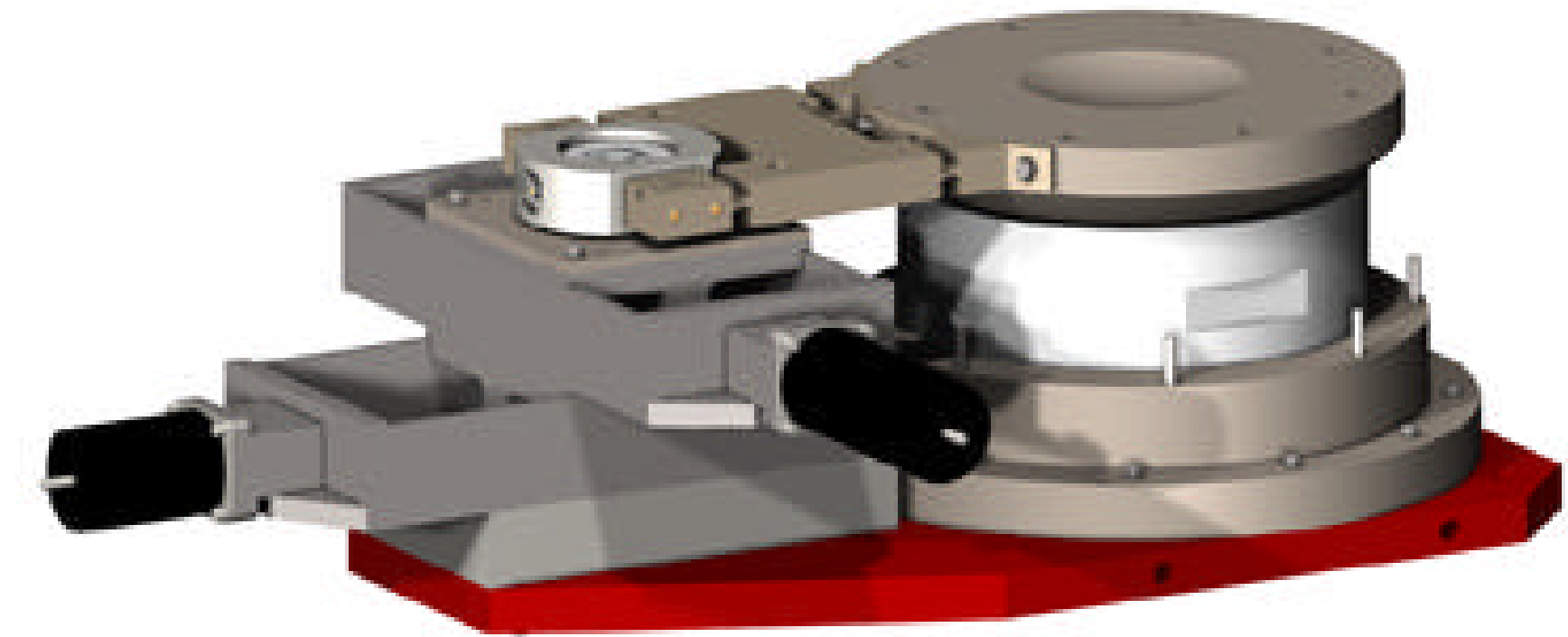
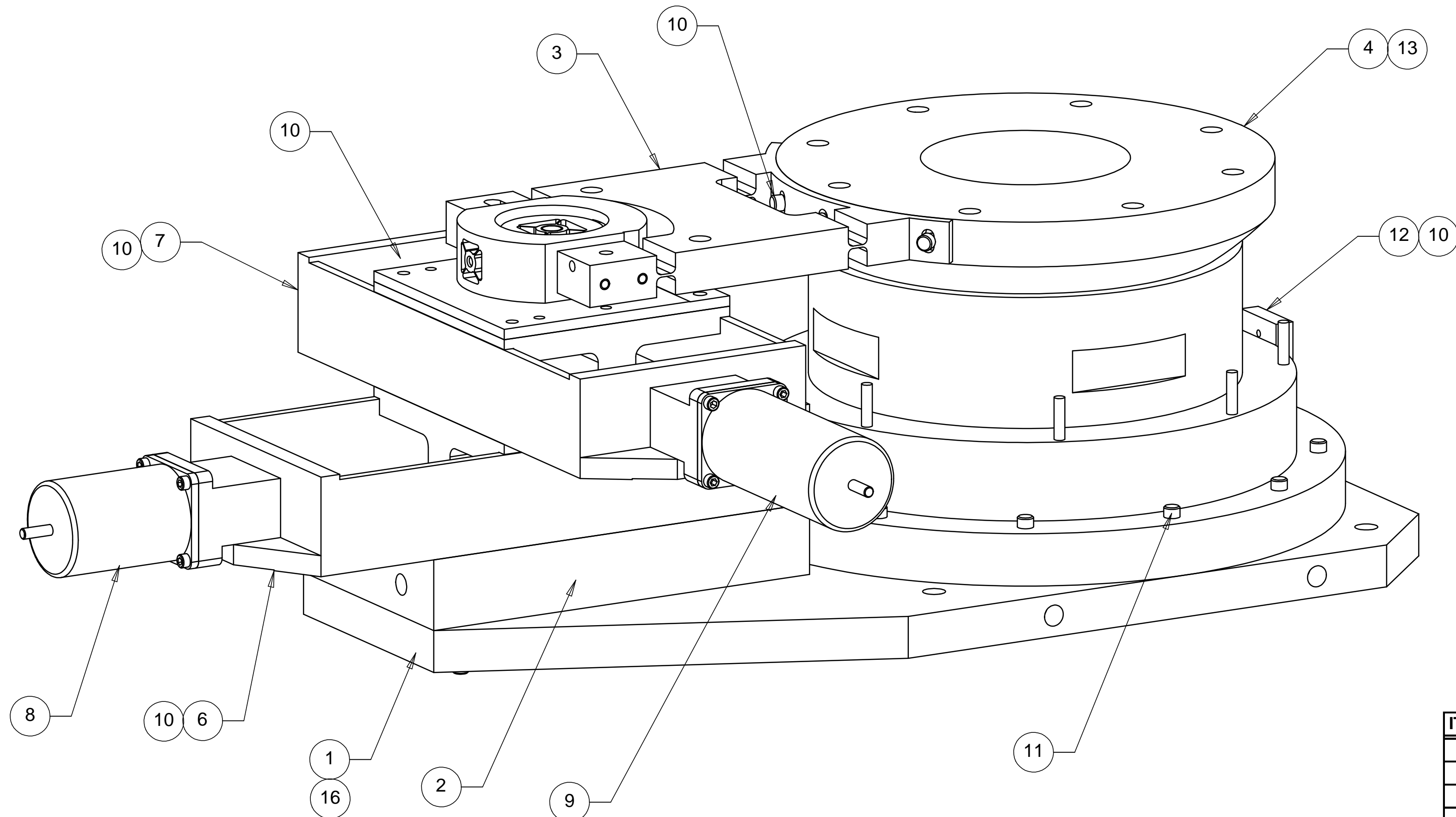
2

1

REVISIONS			
REV	DESCRIPTION	DATE	APPROVED
A	SEE ECN# D972102-A FOR CHANGE LIST	06/25/98	T. THOMPSON
B	SEE ECN# D972102-B FOR CHANGE LIST	10/02/98	T. THOMPSON
C	SEE ECN# D972102-C FOR CHANGE LIST	11/05/98	T. THOMPSON
D	SEE ECN# D972102-D FOR CHANGE LIST	04/23/99	T. THOMPSON
E	SEE ECN# D972102-E FOR CHANGE LIST	05/27/99	T. THOMPSON

D

D



C

C

B

B

A

A

ITEM NO.	QTY.	QTY.	PART NO.	DESCRIPTION
1	1	1	D972119-1	AIRBEARING MOUNTING PLATE
2	1	0	D972105-1	TRANSLATOR STACK SPACER BLOCK
3	1	0	D972141-1	FLEXURAL PIVOT ASSEMBLY
4	1	1	D972106-1	AIRBEARING ASSEMBLY
5				
6	1	0	406004LN-ES-D1L2C2M1E1W1	DAEDAL, TRANSLATION TABLE ASSEMBLY
7	1	0	406004LN-ES-D1L2C5M2E1W1	DAEDAL, TRANSLATION TABLE ASSEMBLY
8	1	0	NEMA 23, S23	IDC STEPPER MOTER
9	1	0	NEMA 34, S33T	IDC STEPPER MOTER
10	20	6		SOC. HD. CAP SCREW, 1/4-20 UNC-2B X .75 LG, SST
11	12	12		SOC. HD. CAP SCREW, 1/4-28 UNF-2B X 2.0 LG, SST
12	1	1	D972151-1	PNEUMATIC MOUNTING BLOCK
13	1	0	S33051	DUST BELLOWS (NOT SHOWN), Specialty Components, Inc.
14	1	0	S67139-1	DUST BELLOWS RING (NOT SHOWN), Specialty Components, Inc.
15	1	0	S67139-2	DUST BELLOWS RING (NOT SHOWN), Specialty Components, Inc.
16	6	6		SOC. HD. CAP SCREW, 1/4-20 UNC-2A X 1.50 LG, SST
17	0	1	D972157-1	LARGE SPACER BLOCK
18	0	1	D972161-1	Z PIVOT STATIONARY CLAMPING PLATE
19	0	1	D972160-1	Z PIVOT STATIONARY PLATE
20	0	4		HEX HD. SCREW, 3/8-16 UNC-2A X 2.00 LG, SST
DASH NO.	-1	-3		

- (-1) TRANSLATING
- (-3) STATIONARY

PARTS LIST			
UNLESS OTHERWISE SPECIFIED: DIMENSIONS ARE IN INCHES -TOLERANCES-		CAD GENERATED DRAWING, DO NOT MANUALLY UPDATE DO NOT SCALE DRAWING	
DECIMALS .XX = +/- .03 .XXX = +/- .010	ANGULAR = +/- .30° SURFACE FINISH = 250	TITLE HYTEC, INC LIGO COARSE X-Y DRIVEN TRANSLATION ASSEMBLY	
FINISH	SIGNATURE DESIGNED: ROGER L. SMITH DRAWN: ROGER L. SMITH CHECKED: HARRY SALAZAR ENGR.: T. THOMPSON APPROVED: T. THOMPSON	DATE 5-28-97 5-28-97 8-5-97 9-16-97 9-16-97	DWG. NO. SIZE SHEET NO. D972102 D 1 of 2
PART NO. D972102-1 & 3	SCALE 1/2	REVISION E	

8

7

6

5

4

3

2

1

8

7

6

5

4

3

2

1

REVISIONS			
REV	DESCRIPTION	DATE	APPROVED
A	SEE ECN# D972102-A FOR CHANGE LIST	06/25/98	T. THOMPSON
B	SEE ECN# D972102-B FOR CHANGE LIST	10/02/98	T. THOMPSON
C	SEE ECN# D972102-C FOR CHANGE LIST	11/05/98	T. THOMPSON
D	SEE ECN# D972102-D FOR CHANGE LIST	04/23/99	T. THOMPSON
E	SEE ECN# D972102-E FOR CHANGE LIST	05/27/99	T. THOMPSON

D

D

C

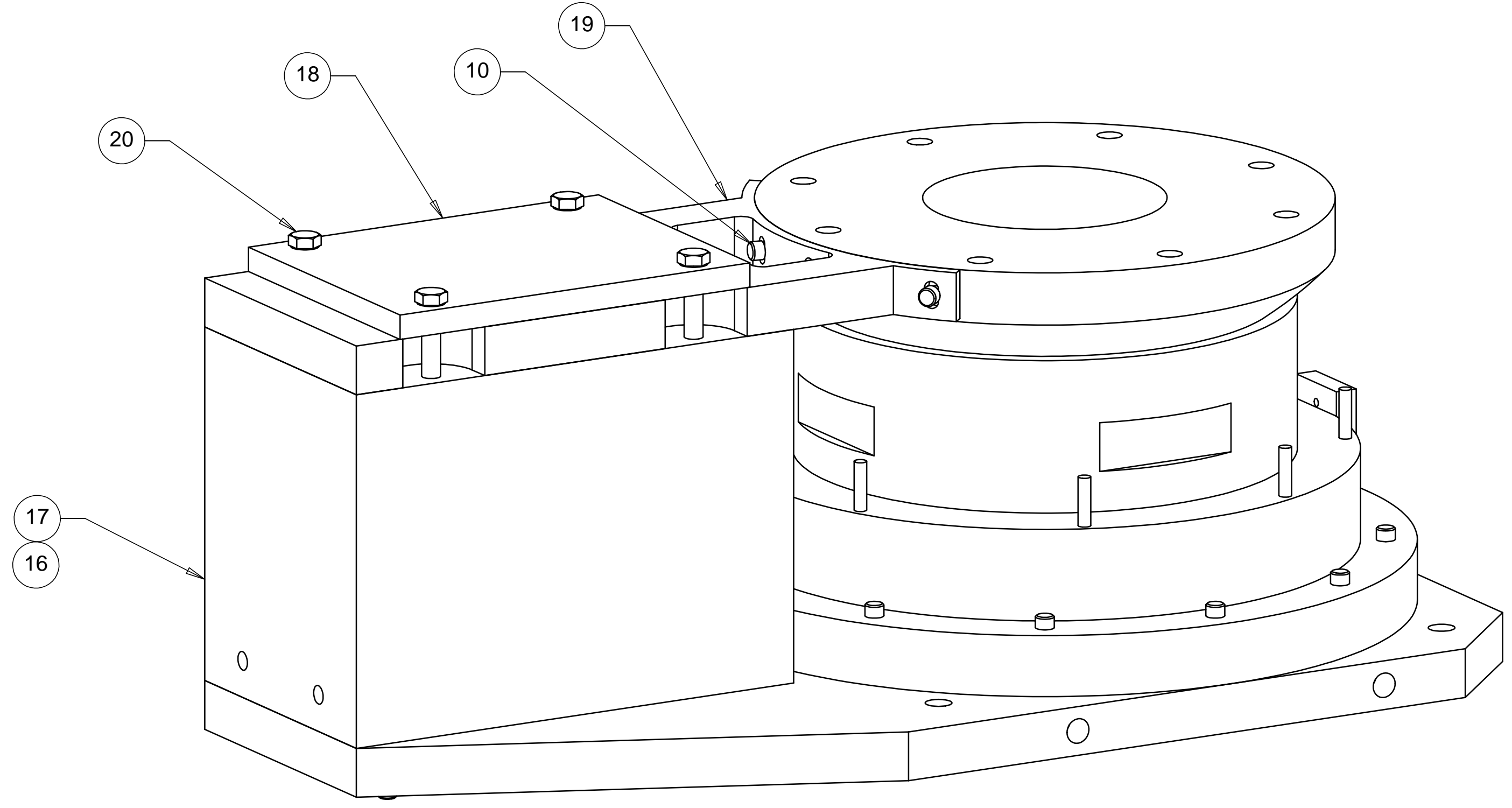
C

B

B

A

A



STATIONARY ASSEMBLY

8

7

6

5

4

3

2

1

PARTS LIST																				
UNLESS OTHERWISE SPECIFIED: DIMENSIONS ARE IN INCHES -TOLERANCES-	CAD GENERATED DRAWING, DO NOT MANUALLY UPDATE DO NOT SCALE DRAWING																			
	<table border="1"> <tr> <td colspan="2">SIGNATURE</td> <td>DATE</td> </tr> <tr> <td>DESIGNED</td> <td>Roger L. Smith</td> <td>04-02-99</td> </tr> <tr> <td>DRAWN</td> <td>Roger L. Smith</td> <td>04-02-99</td> </tr> <tr> <td>CHECKED</td> <td>Erik Swensen</td> <td>04-02-99</td> </tr> <tr> <td>ENGR.</td> <td>Erik Swensen</td> <td>04-02-99</td> </tr> <tr> <td>APPROVED</td> <td>T. THOMPSON</td> <td>04-02-99</td> </tr> </table>			SIGNATURE		DATE	DESIGNED	Roger L. Smith	04-02-99	DRAWN	Roger L. Smith	04-02-99	CHECKED	Erik Swensen	04-02-99	ENGR.	Erik Swensen	04-02-99	APPROVED	T. THOMPSON
SIGNATURE		DATE																		
DESIGNED	Roger L. Smith	04-02-99																		
DRAWN	Roger L. Smith	04-02-99																		
CHECKED	Erik Swensen	04-02-99																		
ENGR.	Erik Swensen	04-02-99																		
APPROVED	T. THOMPSON	04-02-99																		
DECIMALS .X = +/- .1 .XX = +/- .03 .XXX = +/- .010	ANGULAR = +/- .30° SURFACE FINISH = 250	HYTEC, INC TITLE LIGO COARSE X-Y DRIVEN TRANSLATION ASSEMBLY																		
FINISH	PART NO. D972102-1	DWG. NO. D972102	SIZE SHEET NO. D 2 of 2																	
		SCALE 1/2	REVISION E																	

8

7

6

5

4

3

2

1