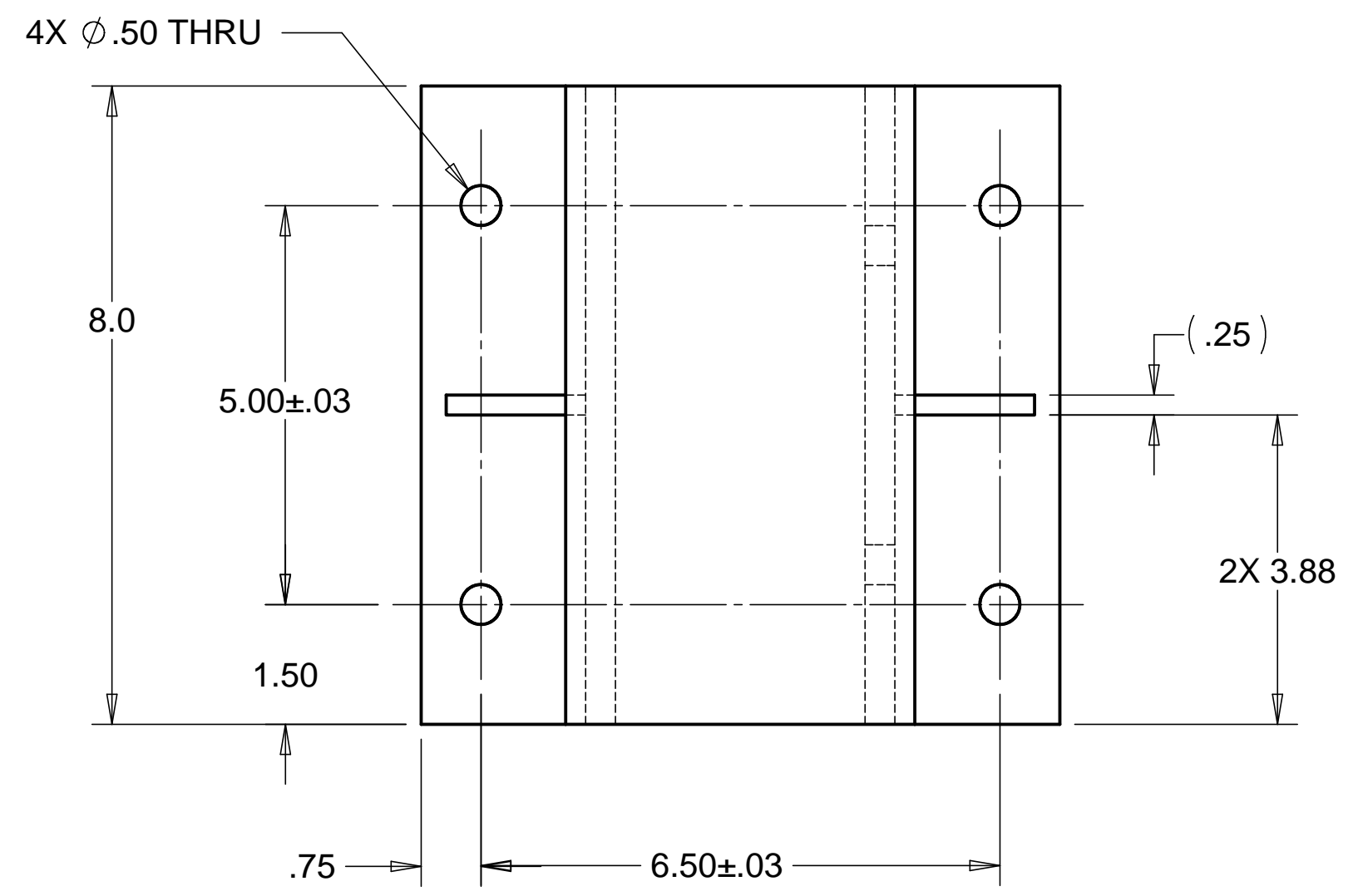


8 7 6 5 4 3 2 1

REVISIONS			
REV.	DESCRIPTION	DATE	APPROVED

D

D

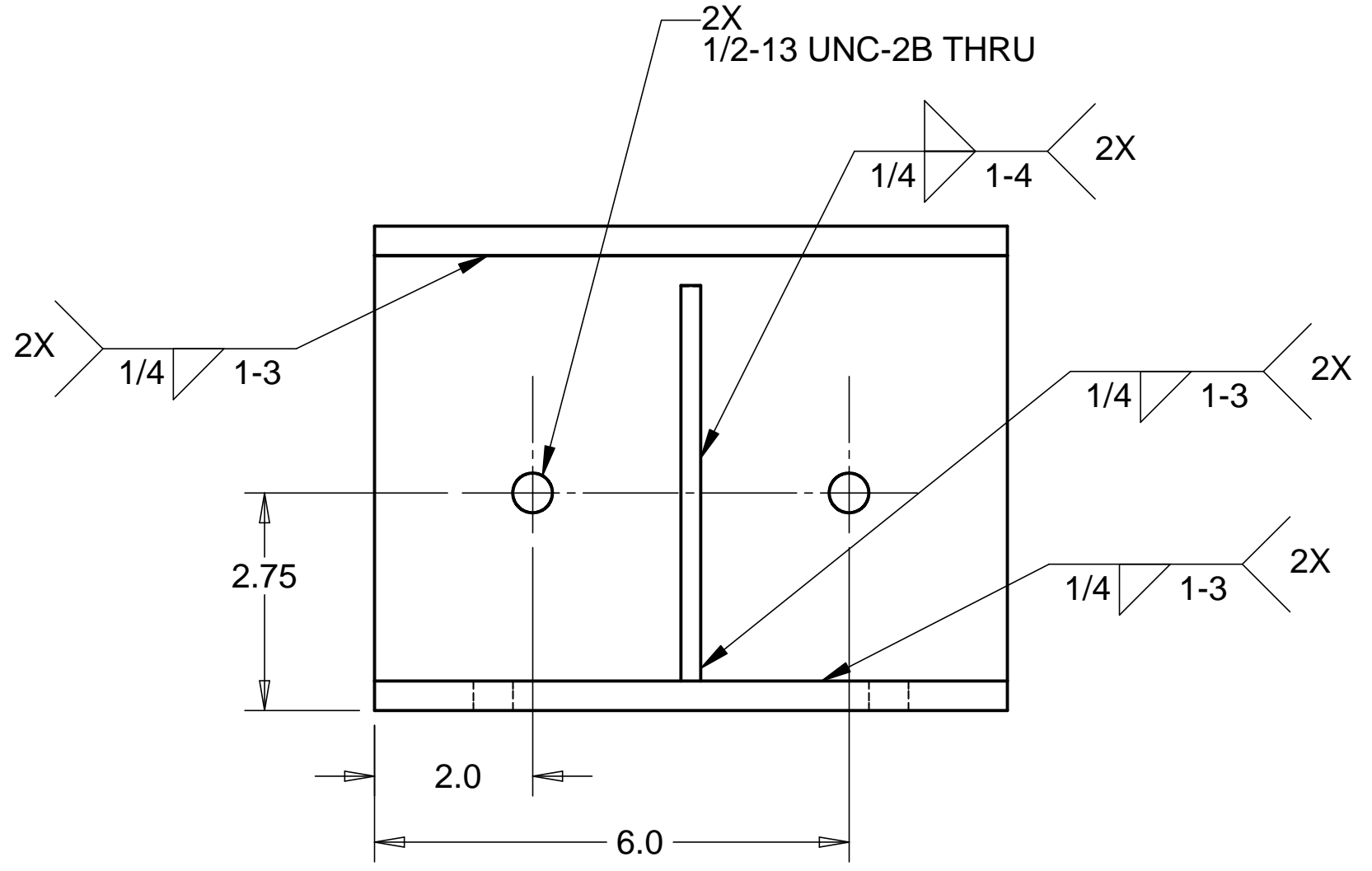
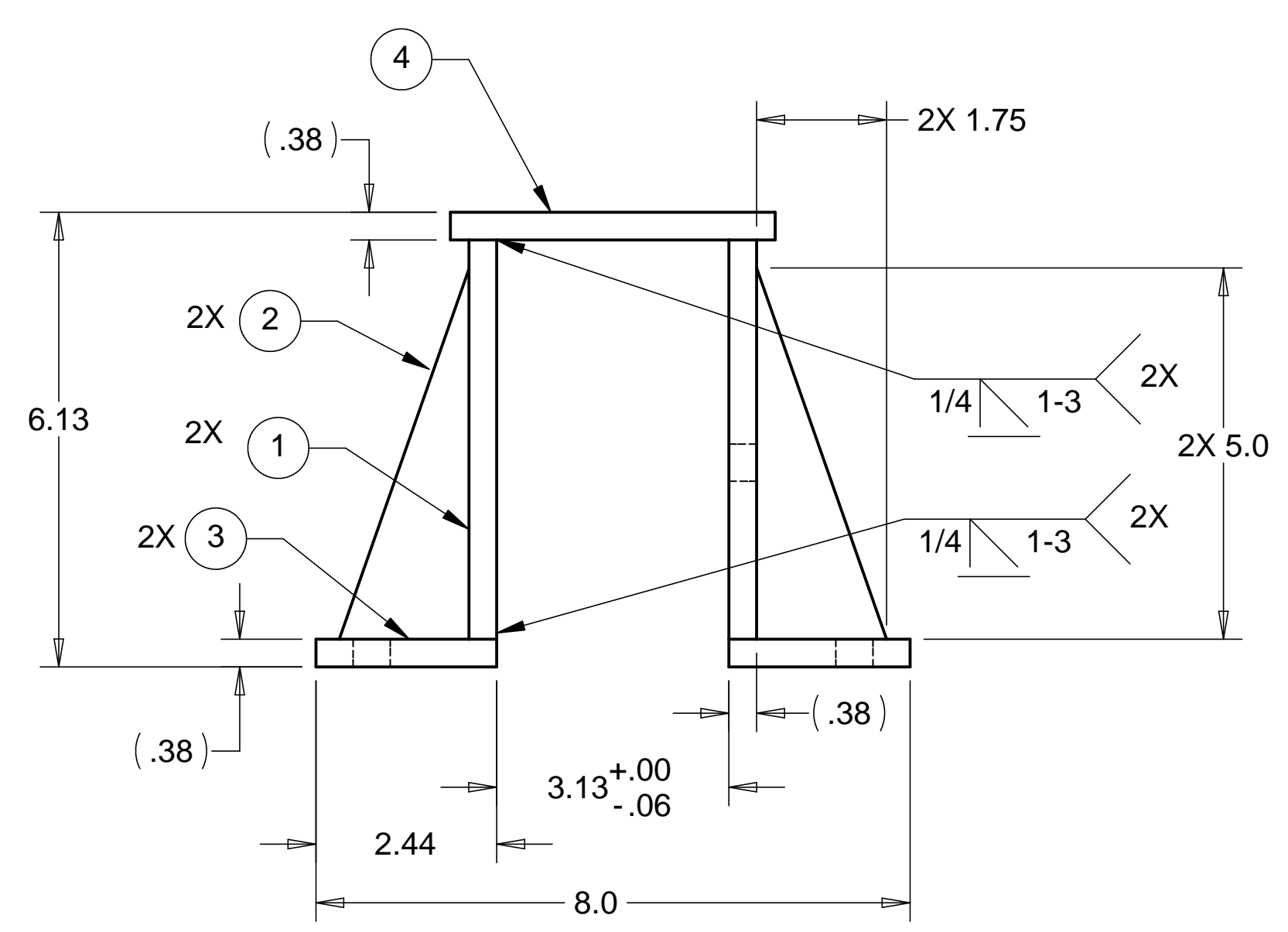


C

C

B

B



NOTES: UNLESS OTHERWISE SPECIFIED

- ALL DIMENSIONS IN INCHES
- DIMENSIONS AND TOLERANCING PER ASME Y14.5M-1994
- SURFACE TEXTURE PER ANSI/ASME B 46.1-1985
- REMOVE ALL BURRS AND BREAK SHARP EDGES TO A MAXIMUM OF .015
- ALL INSIDE CORNERS TO BE .015 RADIUS MAX
- COUNTERSINK 82 DEGREES ALL TAPPED HOLES TO MAJOR DIAMETER
- COUNTERSINK 82 DEGREES APPROXIMATELY .015 DEEP ALL DRILLED HOLES
- PARTS TO BE THOROUGHLY CLEANED TO REMOVE ALL OIL, GREASE, DIRT AND CHIPS
- PART NUMBER (DRAWING NO. PLUS DASH NO. PLUS SERIAL NO.) TO BE CLEARLY MARKED ON THE PART ITSELF.
- PART WEIGHS 17.4 Lbs.
- PAINT PART USING SHERMAN WILLIAMS MEDIUM TEXTURED BEIGE (D13 POLANE T-PLUS, POLYURETHANE ENAMEL, F63 SERIES, #SW-F63TX-H-1651-5864).

ITEM NO.	QTY.	DESCRIPTION	MATERIAL
1	2	3/8 THK PLATE	A36 STEEL
2	2	1/4 THK PLATE	A36 STEEL
3	2	3/8 THK PLATE	A36 STEEL
4	1	3/8 THK PLATE	A36 STEEL

PARTS LIST

UNLESS OTHERWISE SPECIFIED: DIMENSIONS ARE IN INCHES -TOLERANCES-		CAD GENERATED DRAWING, DO NOT MANUALLY UPDATE DO NOT SCALE DRAWING		HYTEC, INC TITLE HAM CROSSBEAM CLAMP BOTTOM BRACKET		
DECIMALS X = +/- .1 .XX = +/- .060	ANGULAR = +/- .30° SURFACE FINISH = 250	SIGNATURE	DATE			
FINISH	DESIGNED	W. K. MILLER	12/12/97	DWG. NO.	SIZE	
PART NO. D972920-1	DRAWN	W. K. MILLER	12/12/97	D972920	D	
	CHECKED	HARRY SALAZAR	2/8/98			SHEET NO. 1 of 1
	ENGR.	T. THOMPSON	2/8/98			
	APPROVED	T. THOMPSON	2/8/98	SCALE	1/2	
				REVISION		

A

8 7 6 5 4 3 2 1