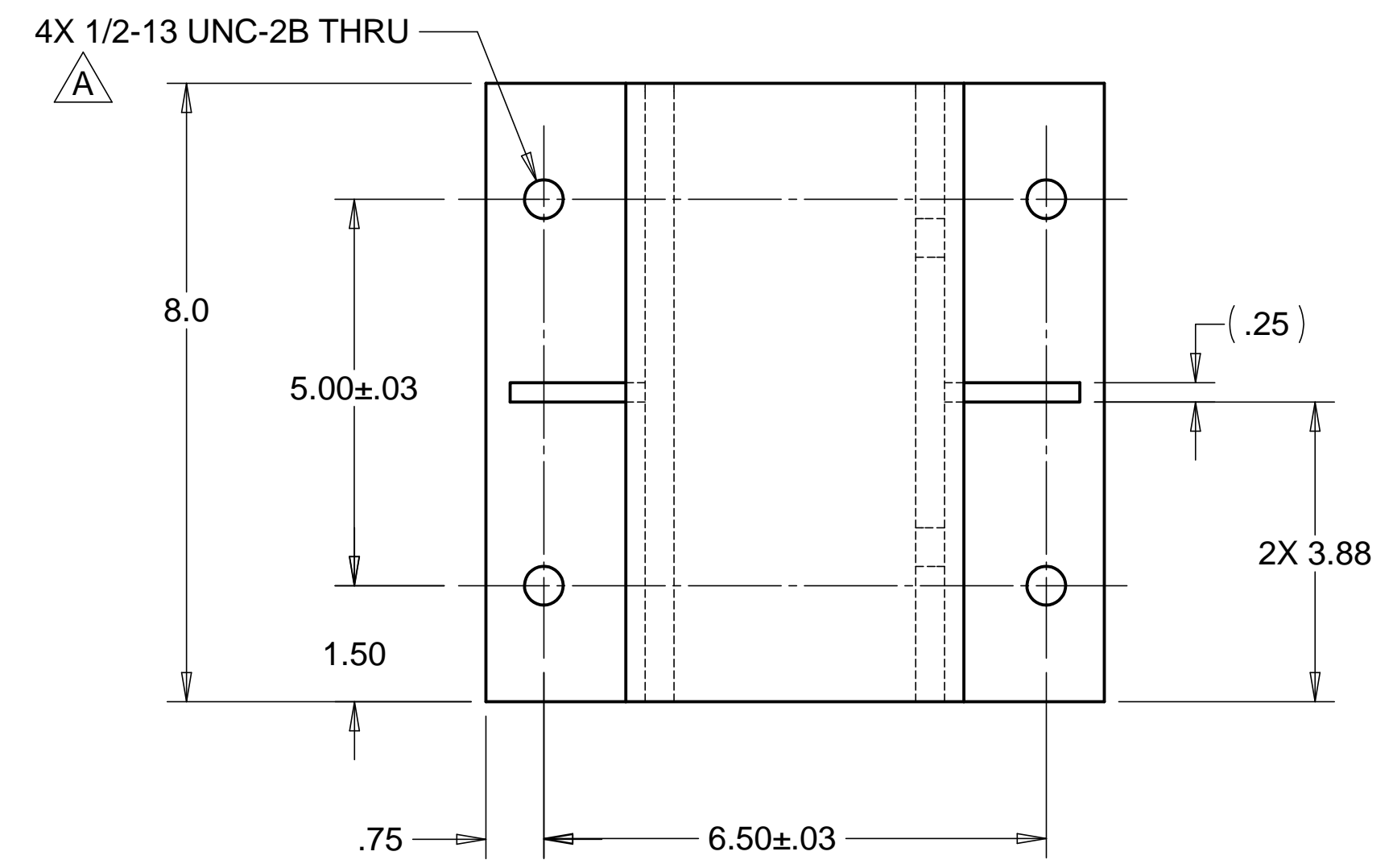


8 7 6 5 4 3 2 1

REVISIONS			
REV.	DESCRIPTION	DATE	APPROVED
A	REVISED PART CORRECTIONS AND PAINT SPEC	3/13/98	WKM

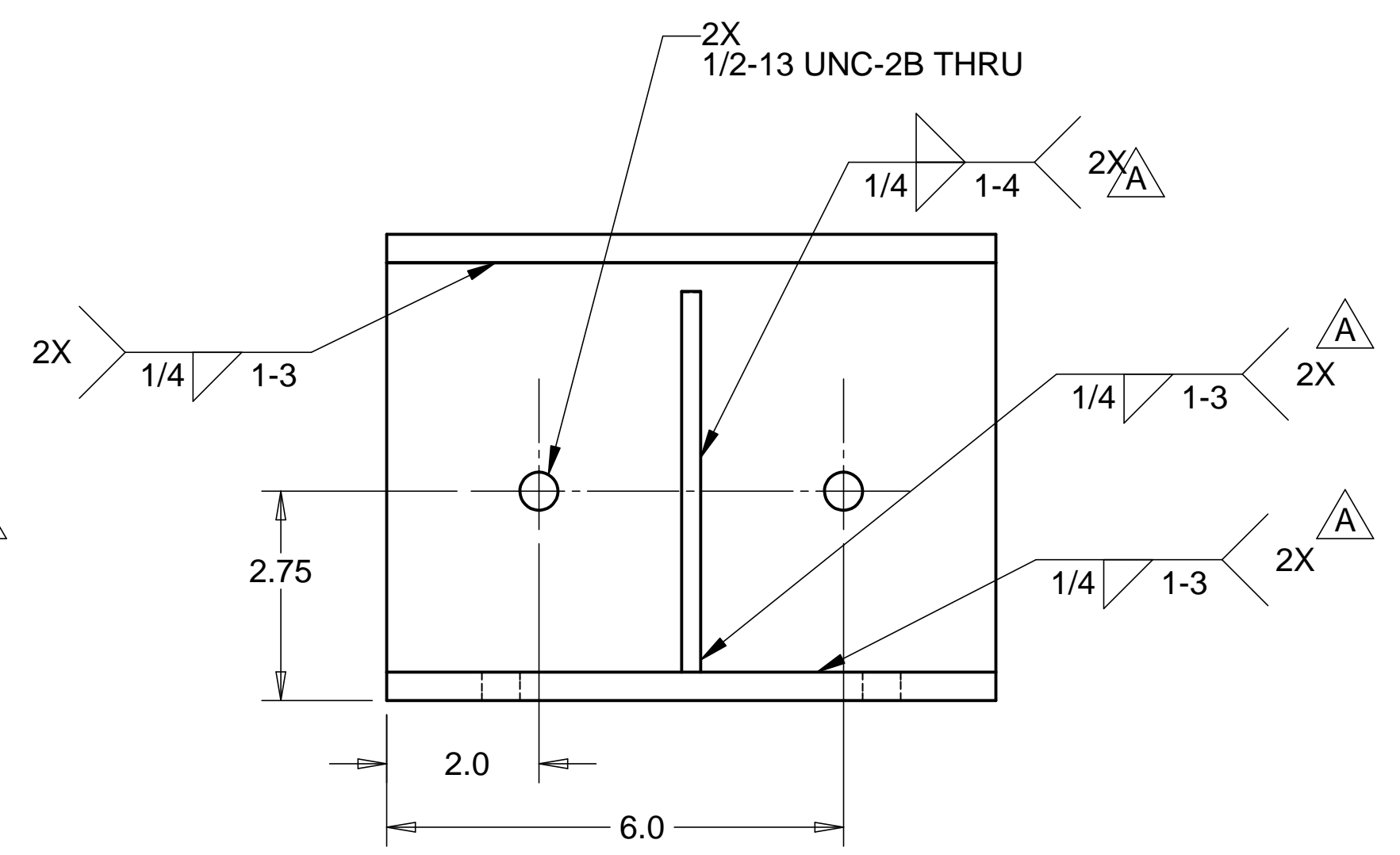
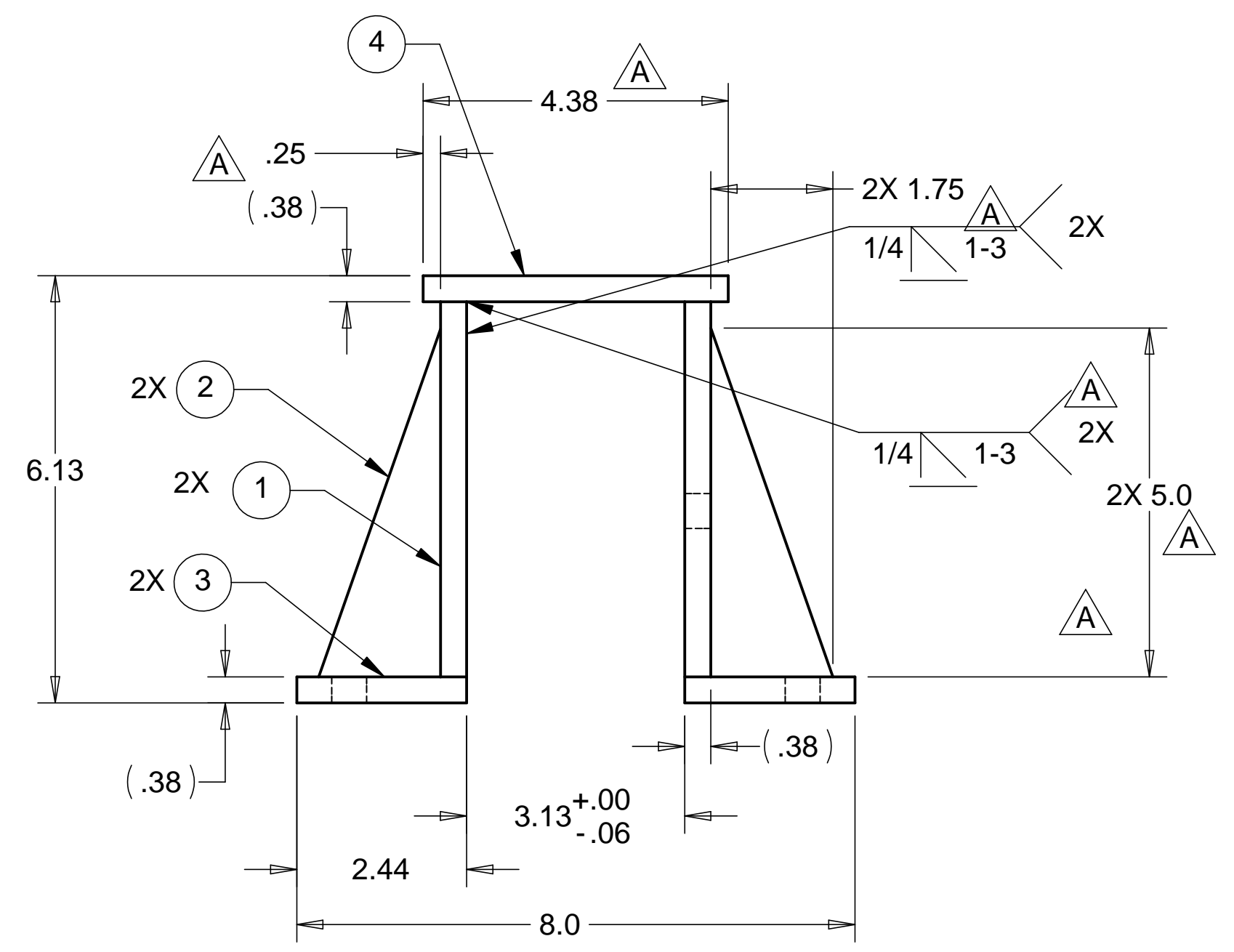
D

D



C

C



B

B

NOTES: UNLESS OTHERWISE SPECIFIED

- ALL DIMENSIONS IN INCHES
- DIMENSIONS AND TOLERANCING PER ASME Y14.5M-1994
- SURFACE TEXTURE PER ANSI/ASME B 46.1-1985
- REMOVE ALL BURRS AND BREAK SHARP EDGES TO A MAXIMUM OF .015
- ALL INSIDE CORNERS TO BE .015 RADIUS MAX
- COUNTERSINK 82 DEGREES ALL TAPPED HOLES TO MAJOR DIAMETER
- COUNTERSINK 82 DEGREES APPROXIMATELY .015 DEEP ALL DRILLED HOLES
- PARTS TO BE THOROUGHLY CLEANED TO REMOVE ALL OIL, GREASE, DIRT AND CHIPS
- PART NUMBER (DRAWING NO. PLUS DASH NO. PLUS SERIAL NO. ) TO BE CLEARLY MARKED ON THE PART ITSELF.
- PART WEIGHS 17.4 Lbs.
- PRIMER (ALL VISIBLE SURFACES): SHERMAN WILLIAMS INDUSTRIAL WASH PRIMER PG062.
- PAINT (ALL VISIBLE SURFACES): SHERMAN WILLIAMS POLANE T POLYURETHANE PAINT COLOR BASIN, PAINT #F63TXL-4054-4352 FLAT.

ITEM NO.	QTY.	DESCRIPTION	MATERIAL
1	2	3/8 THK PLATE	A36 STEEL
2	2	1/4 THK PLATE	A36 STEEL
3	2	3/8 THK PLATE	A36 STEEL
4	1	3/8 THK PLATE	A36 STEEL

PARTS LIST

UNLESS OTHERWISE SPECIFIED: DIMENSIONS ARE IN INCHES -TOLERANCES-		CAD GENERATED DRAWING, DO NOT MANUALLY UPDATE DO NOT SCALE DRAWING		<b>HYTEC, INC</b> TITLE <b>HAM CROSSBEAM CLAMP BOTTOM BRACKET</b>	
DECIMALS X = +/- .1 .XX = +/- .060	ANGULAR = +/- .30° SURFACE FINISH = 250				
FINISH	SIGNATURE		DATE	DWG. NO. <b>D972920</b> SIZE <b>D</b> SHEET NO. <b>1 of 1</b> SCALE 1/2      REVISION <b>A</b>	
	DESIGNED	W. K. MILLER	12/12/97		
	DRAWN	W. K. MILLER	12/12/97		
	CHECKED	HARRY SALAZAR	2/8/98		
PART NO. <b>D972920-1</b>	ENGR.	T. THOMPSON	2/8/98		
	APPROVED	T. THOMPSON	2/8/98		

A

8 7 6 5 4 3 2 1