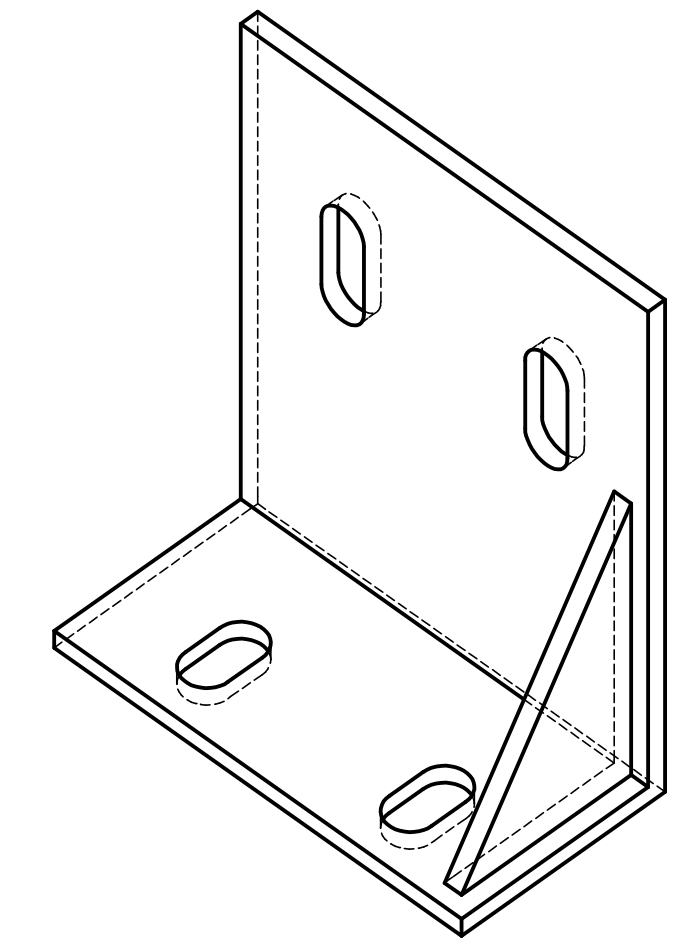
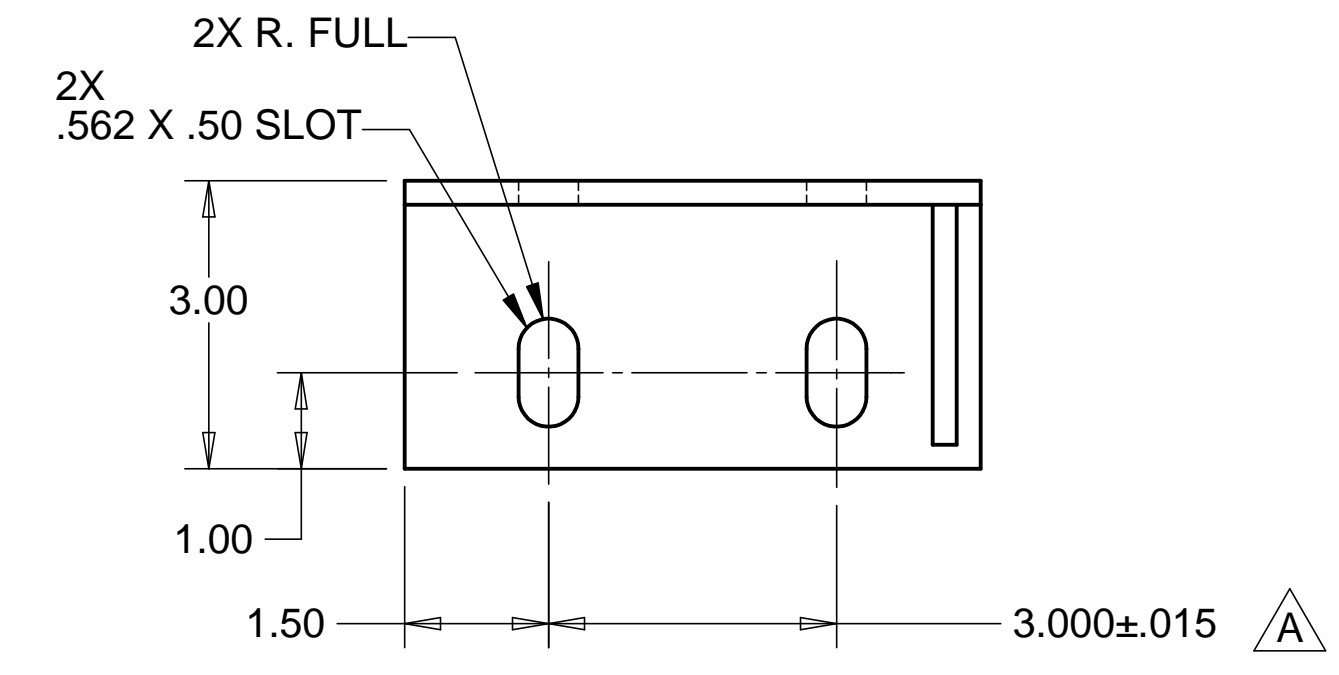


8 7 6 5 4 3 2 1

REVISIONS			
REV.	DESCRIPTION	DATE	APPROVED
A	CHANGED PAINT SPEC. CHANGED TOLERANCE	3/14/98	WKM

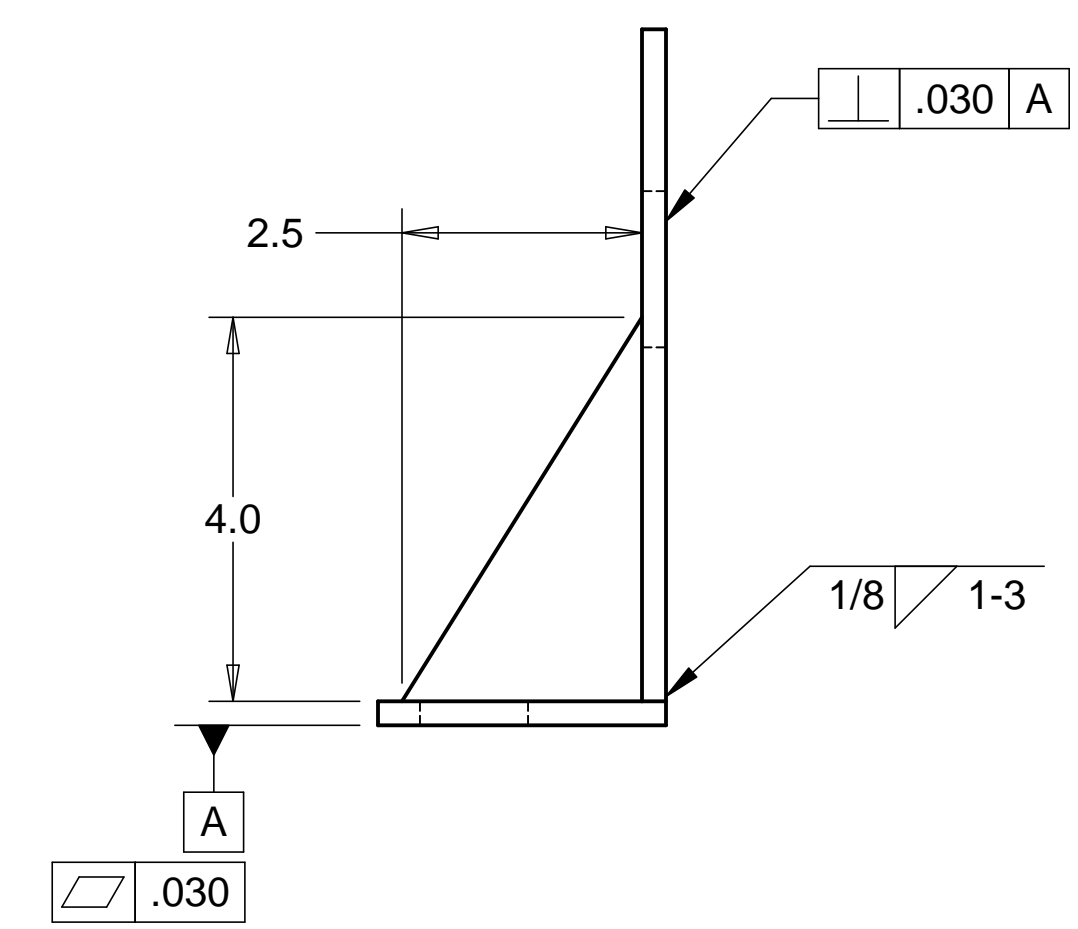
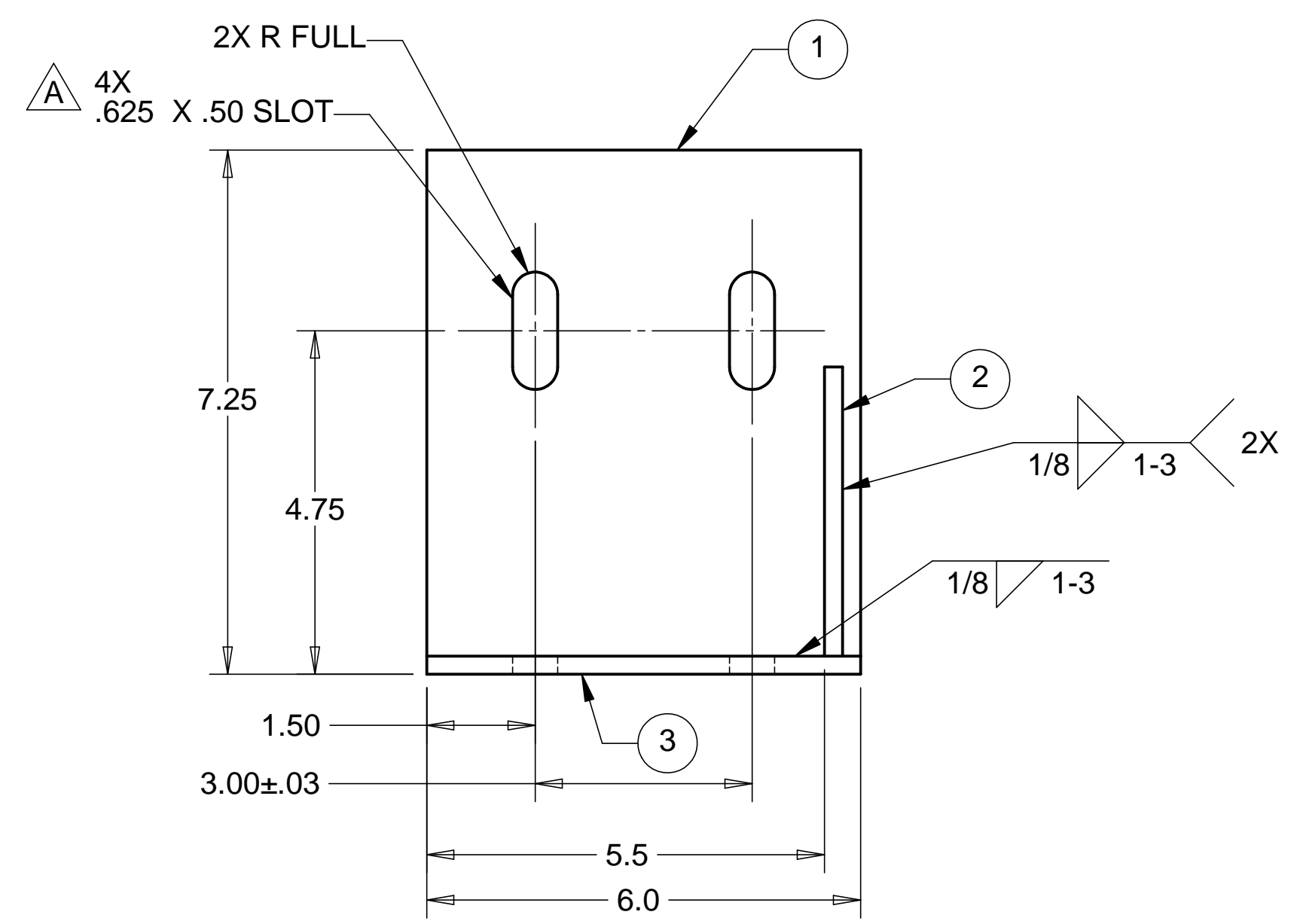
D

D



C

C



B

B

NOTES: UNLESS OTHERWISE SPECIFIED

- ALL DIMENSIONS IN INCHES
- DIMENSIONS AND TOLERANCING PER ASME Y14.5M-1994
- SURFACE TEXTURE PER ANSI/ASME B 46.1-1985
- REMOVE ALL BURRS AND BREAK SHARP EDGES TO A MAXIMUM OF .015
- ALL INSIDE CORNERS TO BE .015 RADIUS MAX
- COUNTERSINK 82 DEGREES ALL TAPPED HOLES TO MAJOR DIAMETER
- COUNTERSINK 82 DEGREES APPROXIMATELY .015 DEEP ALL DRILLED HOLES
- PARTS TO BE THOROUGHLY CLEANED TO REMOVE ALL OIL, GREASE, DIRT AND CHIPS
- PART NUMBER (DRAWING NO. PLUS DASH NO. PLUS SERIAL NO.) TO BE CLEARLY MARKED ON THE PART ITSELF.
- PART WEIGHS 4.4 Lbs.
- PRIMER (ALL VISIBLE SURFACES): SHERMAN WILLIAMS INDUSTRIAL WASH PRIMER PG062.
- PAINT (ALL VISIBLE SURFACES): SHERMAN WILLIAMS POLANE T POLYURETHANE COLOR JUNCTION YELLOW, COLOR #F63TXY-0310-4352.

ITEM NO.	QTY.	PART NO.	DESCRIPTION
1	1	PLATE, 1/4" THK	1010 STEEL
2	1	PLATE, 1/4" THK	1010 STEEL
3	1	PLATE, 1/4" THK	1010 STEEL

PARTS LIST

UNLESS OTHERWISE SPECIFIED: DIMENSIONS ARE IN INCHES -TOLERANCES-		CAD GENERATED DRAWING, DO NOT MANUALLY UPDATE DO NOT SCALE DRAWING		HYTEC, INC	
DECIMALS X = +/- .1 .XX = +/- .060	ANGULAR = +/- 30' SURFACE FINISH = 250	SIGNATURE		TITLE HAM CROSSBEAM BRACKET CLAMP WELDMENT	
FINISH	DESIGNED	W. K. MILLER	DATE	12/18/97	DWG. NO.
PART NO. D972930-1	DRAWN	W. K. MILLER	12/18/97	SIZE	SHEET NO.
	CHECKED	HARRY SALAZAR	3-14-98	D972930	D 1 of 1
	ENGR.	T. THOMPSON	3-14-98	SCALE 1/2	REVISION A
APPROVED	T. THOMPSON	3-14-98			

8 7 6 5 4 3 2 1

A

A