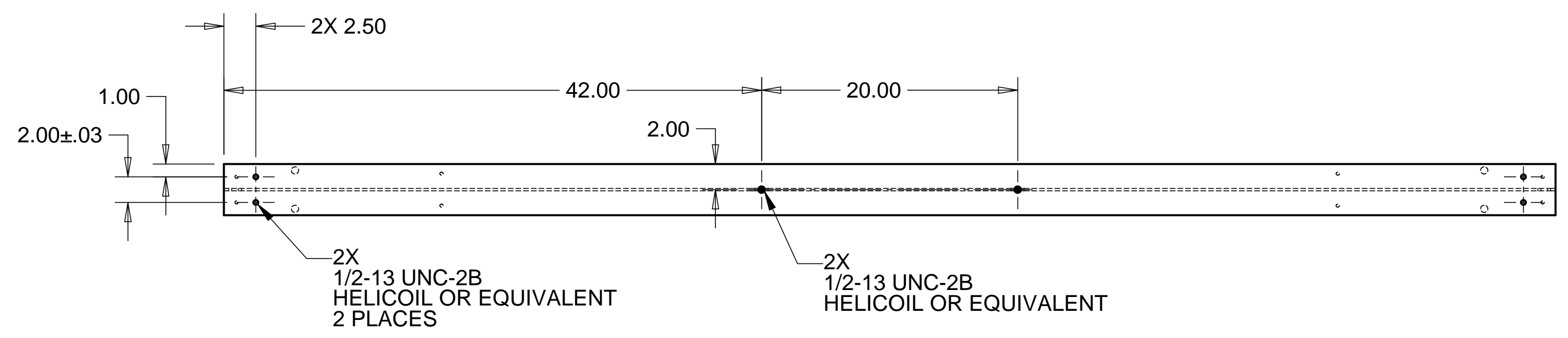


8 7 6 5 4 3 2 1

REVISIONS			
REV.	DESCRIPTION	DATE	APPROVED

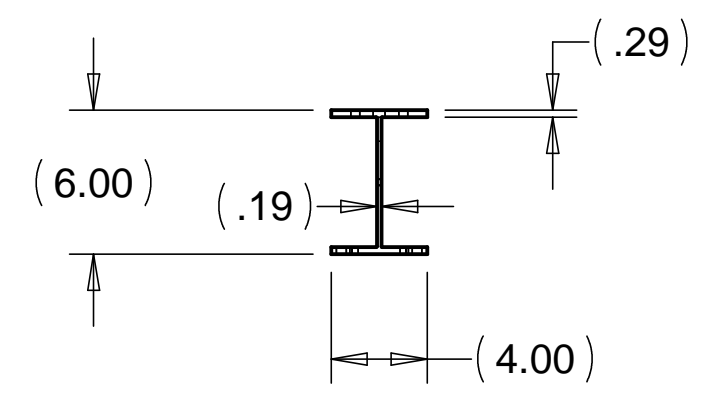
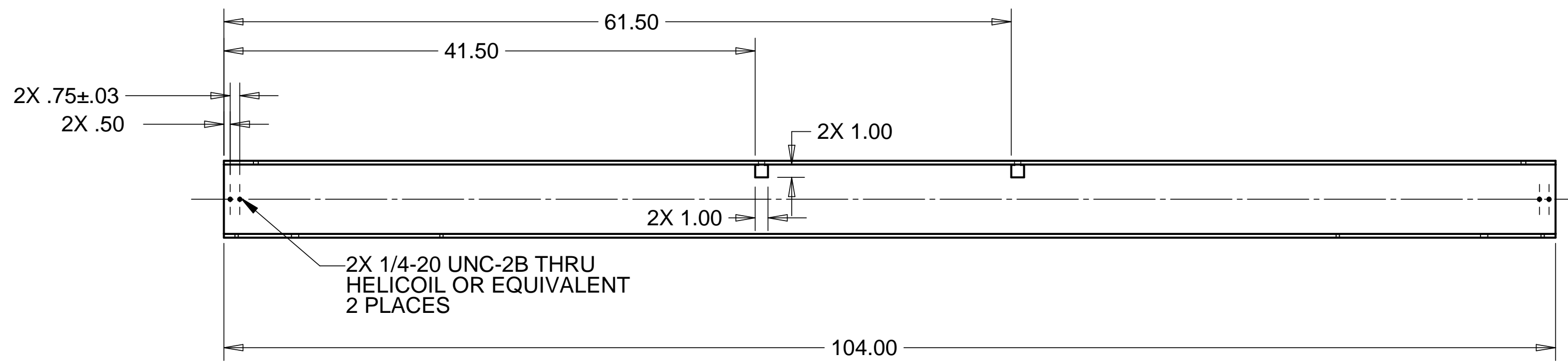
D

D



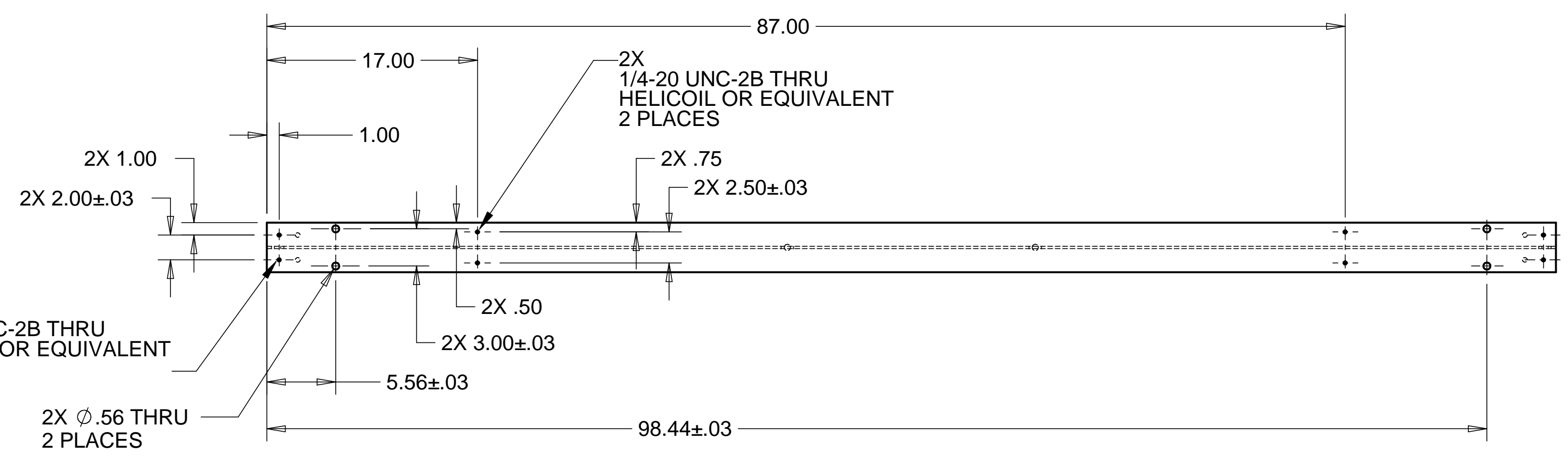
C

C



B

B



MATL: 16.0 X 4.03# 6061-T6 ALUM ASSOCIATION

NOTES: UNLESS OTHERWISE SPECIFIED

1. ALL DIMENSIONS IN INCHES
2. DIMENSIONS AND TOLERANCING PER ASME Y14.5M-1994
3. SURFACE TEXTURE PER ANSI/ASME B 46.1-1985
4. REMOVE ALL BURRS AND BREAK SHARP EDGES TO A MAXIMUM OF .015
5. ALL INSIDE CORNERS TO BE .015 RADIUS MAX
6. COUNTERSINK 82 DEGREES ALL TAPPED HOLES TO MAJOR DIAMETER
7. COUNTERSINK 82 DEGREES APPROXIMATELY .015 DEEP ALL DRILLED HOLES
8. PARTS TO BE THOROUGHLY CLEANED TO REMOVE ALL OIL, GREASE, DIRT, AND CHIPS.
9. PART NUMBER (DRAWING NO. PLUS DASH NO. PLUS SERIAL NO.) TO BE CLEARLY MARKED ON THE PART ITSELF.
10. PART WEIGHS 39.3 Lbs.

A

A

PARTS LIST			
UNLESS OTHERWISE SPECIFIED: DIMENSIONS ARE IN INCHES -TOLERANCES- DECIMALS .XX = +/- .06 .XXX = +/- .010 ANGULAR = +/- .30° SURFACE FINISH = 250	CAD GENERATED DRAWING, DO NOT MANUALLY UPDATE DO NOT SCALE DRAWING		HYTEC, INC TITLE HAM RAIL SYSTEM MINOR RAIL I-BEAM
	FINISH	SIGNATURE	DATE
PART NO. D972941-1	DESIGNED	W. K. MILLER	1/3/98
	DRAWN	W. K. MILLER	1/3/98
	CHECKED	HARRY SALAZAR	2/4/98
	ENGR.	T. THOMPSON	2/4/98
APPROVED	T. THOMPSON	2/4/98	DWG. NO. D972941
SCALE 1/8		SIZE D	SHEET NO. 1 of 1
REVISION			

8 7 6 5 4 3 2 1