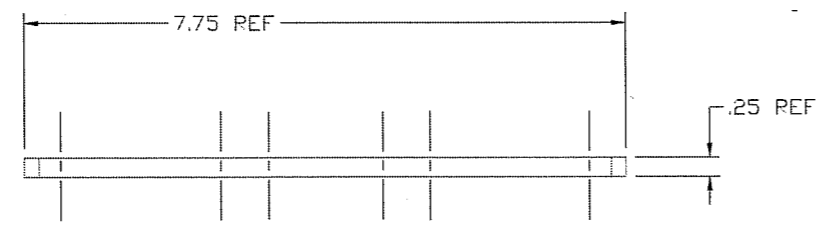
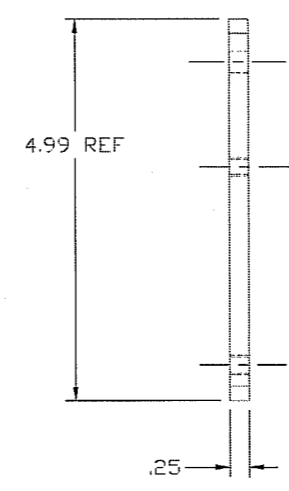
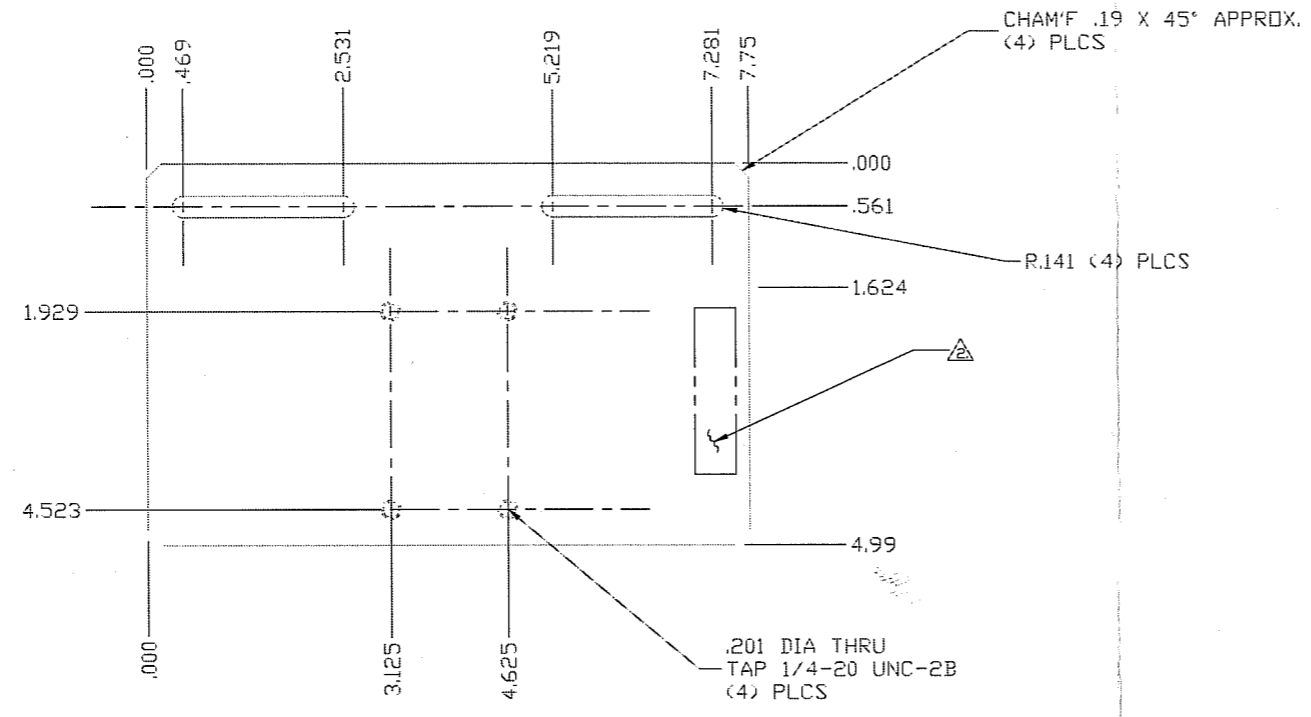


7 6 5 4 3 2 1



NOTES: (UNLESS OTHERWISE SPECIFIED)
 1. CUTTING FLUIDS TO BE WATER SOLUBLE AND FREE OF SULFUR, CHLORINE, & SILICONE.
 2. STEEL STAMP OR ENGRAVE THE DRAWING PART NUMBER ON NOTED FACE OF PART FOLLOWED BY 'S/N', THEN A THREE-DIGIT SERIAL NUMBER. SERIAL NUMBERS TO START AT 001 FOR FIRST PART AND PROCEED IN A CONSECUTIVE MANNER TO A MAXIMUM OF 999, FOR EACH SUCCEEDING PART PRODUCED. USE .013 HIGH CHARACTERS. EXAMPLE: D990032-A S/N 001

ELECTRONIC COPY

| | | | | | | | | | | | |
|--------------------|--|--|--|--|--|-----------------|--|------------|--|--|--|
| | | UNLESS OTHERWISE SPECIFIED DIMENSIONS ARE IN INCHES [mm] | | | | | | | | LIGO CALIFORNIA INSTITUTE OF TECHNOLOGY MASSACHUSETTS INSTITUTE OF TECHNOLOGY | |
| | | TOLERANCES: FRACTIONAL ± 1/64 ANGULAR ± 1/2° ANGULAR HATCH ± BEND ± TWO PLACE DECIMAL ±.01 | | THREE PLACE DECIMAL ±.003 FINISHED SURFACE RMS BREAK CORNERS .005 - .015 REMOVE ALL BURRS | | | | | | BEAM DUMP, FLEX HINGE, ATTACH | |
| | | MATERIAL: 300 SERIES STAINLESS STEEL | | HEAT TREAT: | | FINISH: | | A | | RELEASE | |
| DVG. NO. | | DESCRIPTION | | USED ON: XXX | | NEXT ASS'Y: XXX | | REV | | DESCRIPTION | |
| REFERENCE DRAWINGS | | | | | | | | E990198 | | DCN NUMBER | |
| | | | | | | | | APP'R'D | | CHECK | |
| | | | | | | | | DRWN | | DATE | |
| | | | | | | | | KADOT | | 4-30-99 | |
| | | | | | | | | SCALE | | NTS | |
| | | | | | | | | attach.dwg | | SIZE/DWG. NO. | |
| | | | | | | | | D | | D990032-A | |
| | | | | | | | | SHEET | | 1 OF 1 | |

7 6 5 4 3 2 1