


HAM2 COS Beam Dump North is to the Left

LHO


LIGO-E010082-00-W



HAM2 North End of Table. COS Beam Dump on Right, IO Baffle on Left


LHO





HAM2 Table Stains. Beam Dump and North to the Left.


LHO




HAM2 Beam Dump and MMT2 Optical Lever Steering Mirror

LHO






HAM2 Table Layout - Fish Eye, top down View. East is to the Right, West is to the Left.




HAM2 NE Corner of Table, Looking North



HAM2 MC2 Tower and Baffle from the East side. South is to the Left.


LHO






HAM2 MC2 and Baffle from the East. South is to the Left.






HAM2 South edge of table with MC2 and Baffle.




HAM2 SE corner of Table, looking South.






HAM2 South edge of table, MC2 OSEM Connections, Grounding Cable, and MC2 Optical Lever Steering Mirror.






HAM2 MC2 Baffle on South edge of table, looking Northeast.






HAM2 MC2 and baffle, looking North.



HAM2 MC2 and Baffle, MMT2 in background, looking North.





HAM2 from East side, MC2 and Baffle, steering mirror, and MMT2.

