




BSC 9 ETMx 4k Optic and Telescope as viewed from below (with a “fisheye”). South is towards the top. Cloth door cover is to the East (right).




BSC 9 ETMx 4k LOS and Telescope elevation view, looking East.




BSC 9 ETMx “front” HR surface. Telescope aperture behind optic.




BSC 9 East side of table as viewed from below. North is to the right, the ETMx LOS is at the bottom, left of center.




BSC 9 North side of table as viewed from below. The bottom of the telescope is seen on the right, North is at the top.



BSC 9 NW corner of table as viewed from below. North is to the left, West is at the top.




BSC 9 ETMx LOS as viewed from below South is at the top. Telescope COS Beam Dump is the post hanging from the table in upper right.




BSC 9 South side of SW seismic stack.







BSC 9 South side of SW seismic stack.



BSC 9 West side of SW seismic stack.



BSC 9 West side of SW seismic stack.



BSC 9 West side of seismic Downtube.



BSC 9 West side of Downtube.