



CALIFORNIA INSTITUTE OF TECHNOLOGY
 MASSACHUSETTS INSTITUTE OF TECHNOLOGY

DCN No. E020964-00-W

SHEET 1 OF 1

10/7/2002

ENGINEERING CHANGE NOTICE (ECN)

DOCUMENT No. (DOC-REV-GP. ID)	TITLE	NEW REV.
LIGO-D960395-02-W		03

CHANGE DESCRIPTION (FROM/TO): Rev. change from -02 to -03

Removed two receptacles from North wall and one receptacle from South wall of Room 169
 Added dual duplex receptacle at center (overhead) of room 166

REASON FOR CHANGE: To make drawing consistent with "As is" configuration

ACTION: Incorporate change Attach DCN to drawing(s) Other action (specify):

DISPOSITION OF HARDWARE (IDENTIFY SERIAL NUMBERS)	DCN DISTRIBUTION (X=incl. docs)
<input checked="" type="checkbox"/> No hardware affected (record change only) <input type="checkbox"/> List S/Ns which comply already: <input type="checkbox"/> List S/Ns to be reworked or scrapped: <input type="checkbox"/> List S/Ns to be built with this change: <input type="checkbox"/> List S/Ns to be retested per this change: <input type="checkbox"/> <input type="checkbox"/> <input type="checkbox"/> <input type="checkbox"/>	Barish Coles Lazzarini Lindquist Coyne Sanders Shoemaker Raab Tyler Weiss Stapfer Whitcomb [X]Richard McCarthy [X]Otto Matherny

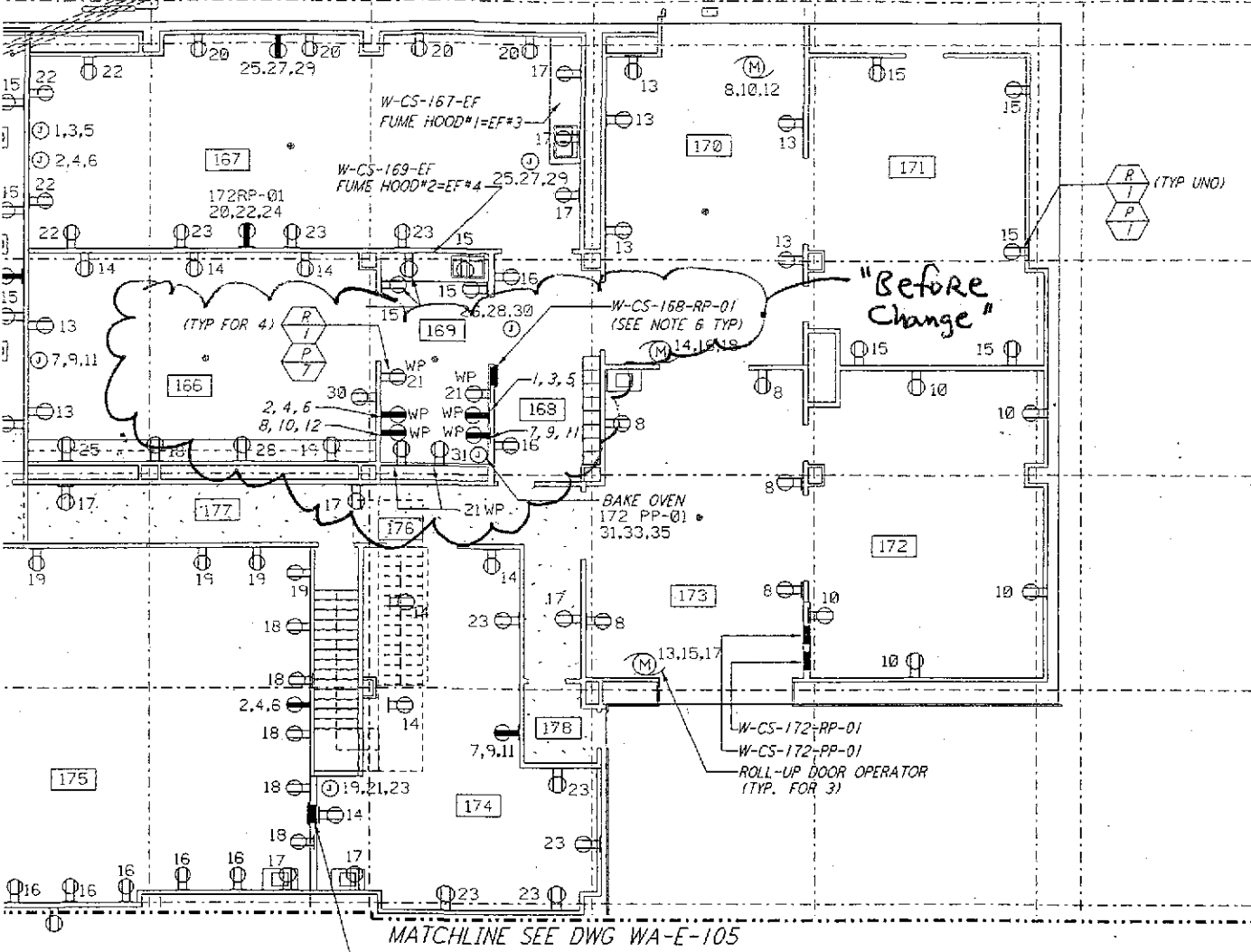
SAFETY, COST, SCHEDULE, REQUIREMENTS IMPACT? No Yes (If yes, enter Change Request number)

APPROVALS:	DATE	OTHER APPROVALS (specify)	DATE
ORIGINATOR: Kyle Ryan <i>Kyle Ryan</i>	8/29/2002		
TASK LEADER:			
GROUP LEADER:			
DCC RELEASE: <i>[Signature]</i>	10/10/02		

6. FOR ALL PANEL FEEDER CONDUIT AND WIRE SIZES
SEE SINGLE LINE DIAGRAM DWG WA-E-006.

CONTINUED ON
WG WA-E-504

LEFT TO RIGHT
6" CONDUIT ONLY CDS DATA
6" CONDUIT ONLY CDS DATA
6" CONDUIT ONLY CDS DATA
6" CONDUIT ONLY CDS DATA

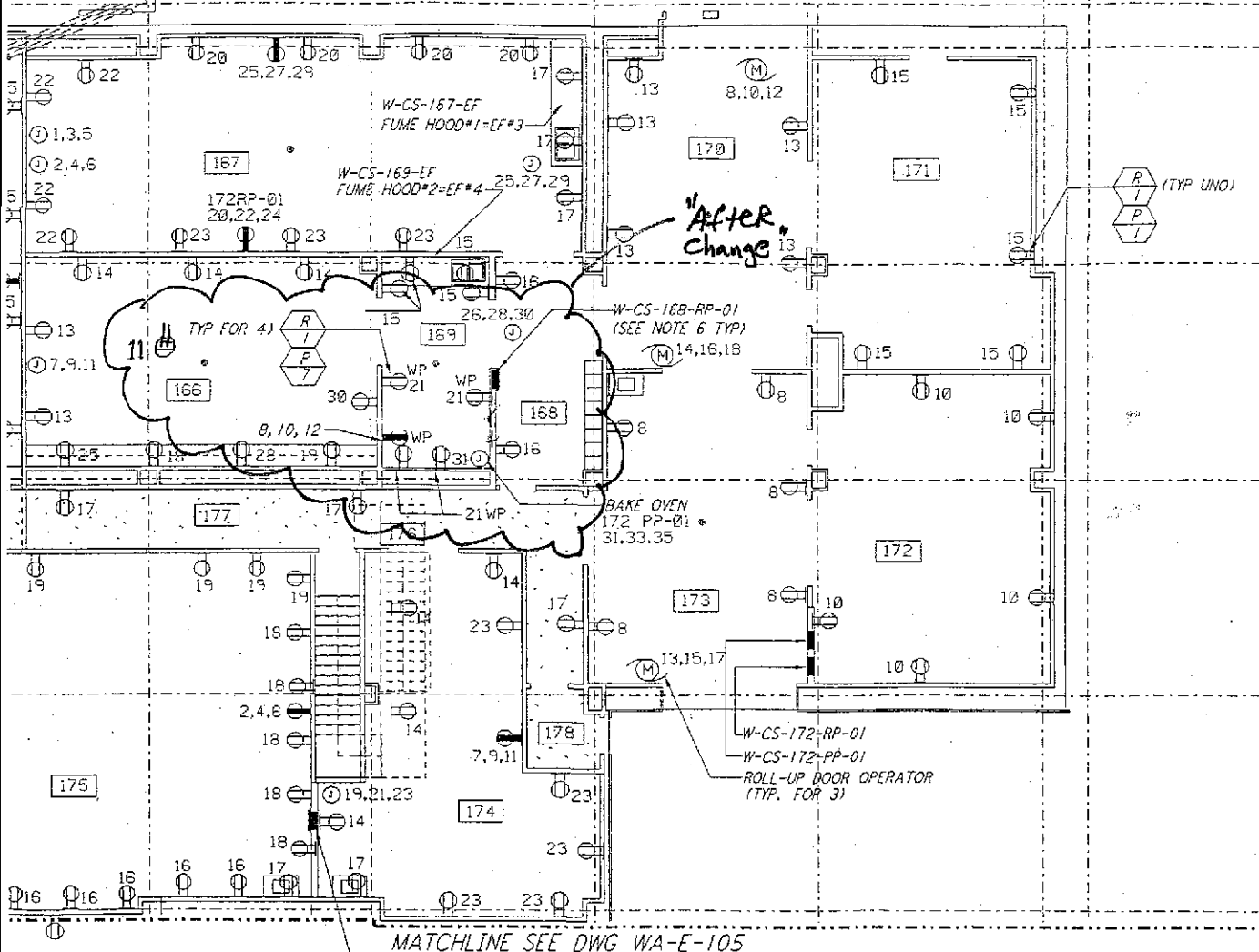


- REFERENCE DRAWINGS:**
- WA-E-109 COMMUNICATION RISER DIAGRAM
 - WA-E-115 LIGHTING AND POWER PANEL SCHEDULES
 - WA-E-116 LIGHTING AND POWER PANEL SCHEDULES

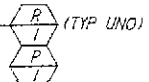
END
STATION
"B" LIGO-D960395-02
WA-E-106 Rev 2

CONTINUED ON
16 WA-E-504

LEFT 10 RIGHT
6" CONDUIT ONLY CDS DATA
6" CONDUIT ONLY CDS DATA
6" CONDUIT ONLY CDS DATA
6" CONDUIT ONLY CDS DATA



"After Change"



REFERENCE DRAWINGS:

- WA-E-109 COMMUNICATION RISER DIAGRAM
- WA-E-115 LIGHTING AND POWER PANEL SCHEDULES
- WA-E-116 LIGHTING AND POWER PANEL SCHEDULES

MATCHLINE SEE DWG WA-E-105

W-CS-175-RP-02
(NOTE 4)

CHILLER

END STATION
"E" LIG-0-196039S-03
WA-E-106 Rev 3