

D1100171_ALIGO_AOS_Output Faraday Isolator Spacer (HAM5-H1), PART PDM REV: X-006, DRAWING PDM REV: X-015

NOTES CONTINUED:
5. SCRIBE, ENGRAVE, OR MECHANICAL STAMP (NO INK OR DYES) DRAWING PART NUMBER, REVISION, USED, CHAMBER ON NOTED SURFACE OF PART FOLLOWED ON THE LINE WITH A THREE DIGIT SERIAL NUMBER. SERIAL NUMBERS START AT 001 FOR THE FIRST ARTICLE AND PROCEED CONSECUTIVELY. USE MINIMUM 0.12" HIGH CHARACTERS, UNLESS THE SIZE OF THE PART DICTATES SMALLER CHARACTERS. A VIBRATORY TOOL MAY BE USED. EXAMPLE: DXXXXXX-VY, TYPE-XX, S/N XXX, SR2, HAM5-H1.
6. APPROXIMATE WEIGHT = 22.57 LB.

7. ALL PARTS SHALL BE MANUFACTURED IN ACCORDANCE WITH LIGO SPECIFICATION E0900364.

8. ALL MATERIAL IS TO BE VIRGIN MATERIAL (i.e. NO WELD REPAIRS, PLUGS OR RECYCLED MATERIAL), NO REPAIRS SHALL BE MADE UNLESS APPROVED IN ADVANCE, AND IN WRITING, BY LIGO LABORATORY. REFER TO LIGO-E0900364.

9. SURFACE FINISH TO BE AS-PROCESSED FROM MILL/SUPPLIER, FREE FROM SCRATCHES OR GOUGES.

REV.	DATE	DCN #	DRAWING TREE #
v1	15 FEB 2011	-	-
v2	25 APR 2011	-	-
v3	15 SEP 2011	-	-

D

C

B

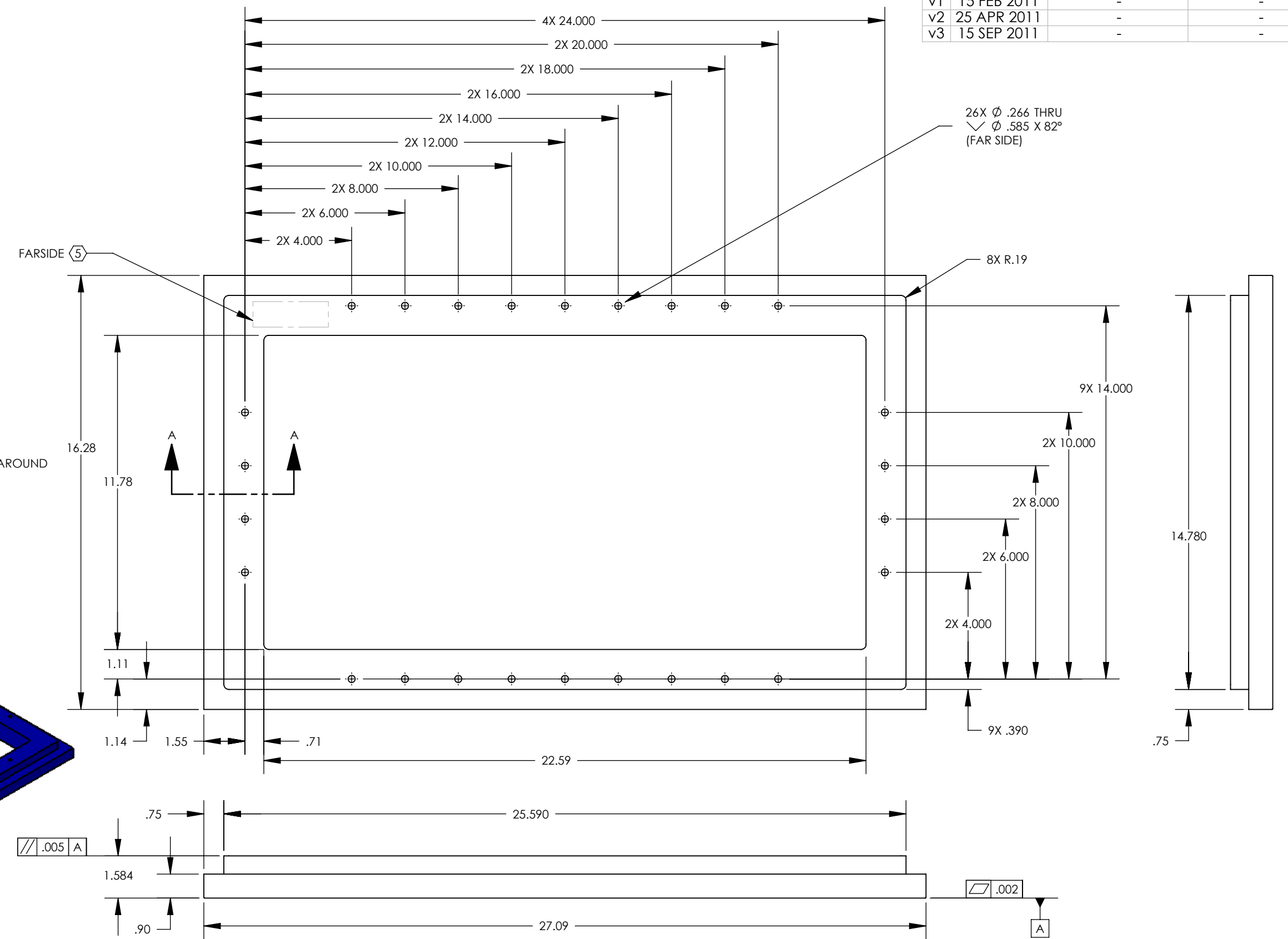
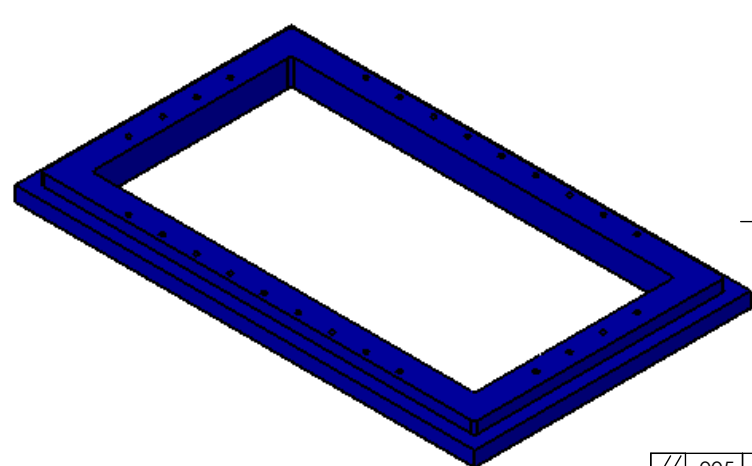
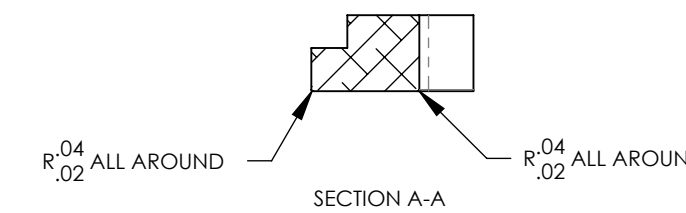
A

D

C

B

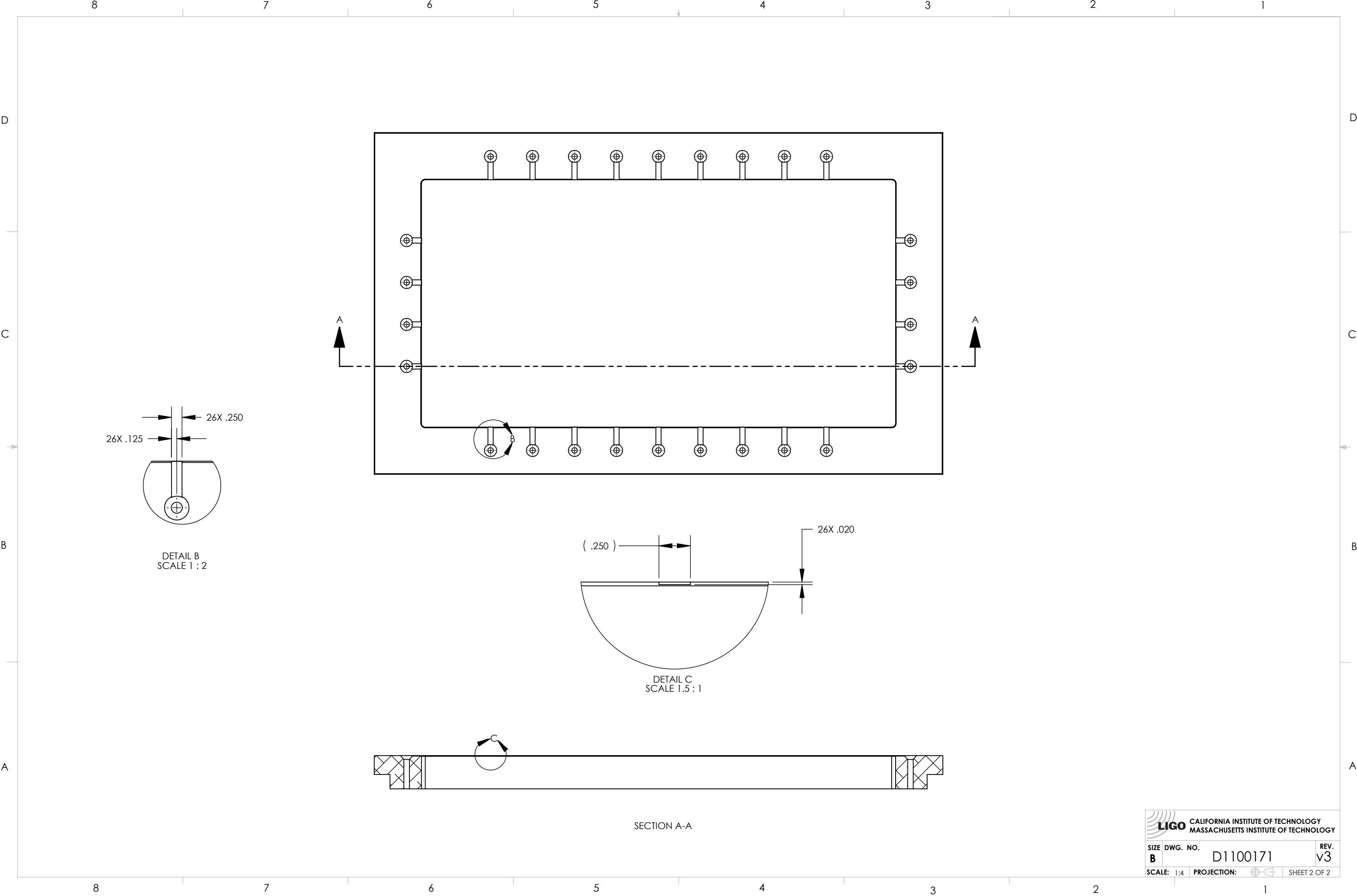
A



NOTES AND TOLERANCES: (UNLESS OTHERWISE SPECIFIED)				LIGO CALIFORNIA INSTITUTE OF TECHNOLOGY MASSACHUSETTS INSTITUTE OF TECHNOLOGY		PART NAME	
DIMENSIONS ARE IN TOLERANCES: .XX ± .01 .XXX ± .005 ANGULAR ± .5°				1. INTERPRET DRAWING PER ASME Y14.5-1994. 2. REMOVE ALL SHARP EDGES, .005-.015, FOR MACHINED PARTS. ROUND ALL EDGES APPROXIMATELY R.02 FOR SHEET METAL PARTS. 3. DO NOT SCALE FROM DRAWING. 4. ALL MACHINING FLUIDS MUST BE FULLY SYNTHETIC, FULLY WATER SOLUBLE AND FREE OF SULFUR, SILICONE, AND CHLORINE.		Output Faraday Isolator Spacer (HAM5-H1)	
MATERIAL 6061-T6 Al		FINISH 63 μinch		SYSTEM ADVANCED LIGO		SUB-SYSTEM AOS	
NEXT ASSY D0901129		DESIGNER M.RUIZ		DRAFTER M.RUIZ		CHECKER	
		DATE 04 FEB 2011		DATE 07 FEB 2011		APPROVAL	
				SIZE B		DWG. NO. D1100171	
				SCALE 1:4		PROJECTION FIRST ANGLE	
						SHEET 1 OF 2	
						REV. v3	

8 7 6 5 4 3 2 1

D1100171_ALIGO_AOS_Output Faraday Isolator Spacer (HAM5-H1), PART PDM REV: X-006, DRAWING PDM REV: X-015



DETAIL B
SCALE 1 : 2

DETAIL C
SCALE 1.5 : 1

SECTION A-A

 CALIFORNIA INSTITUTE OF TECHNOLOGY MASSACHUSETTS INSTITUTE OF TECHNOLOGY		
SIZE	DWG. NO.	REV.
B	D1100171	v3
SCALE: 1:4	PROJECTION:	SHEET 2 OF 2