


G960145-07-O-P

Widening of the contraction and expansion joints is accomplished by a specialized contractor



G960145-05-O-P

Water pressure is utilized for cleaning the joints.



G960145-02-O-P

Cut and cleaned joint in preparation for sealing.



G960145-09-O-P

Temporary power
cable for No. 2 well
pump.



G960145-10-O-P

Typical water flow
from No. 2 well
pump.



G960145-13-O-P

Another view of
water flow from No.
2 well pump.



G960143- 06-O-PV

Preparation of the
CB&I temporary
access and lay down
area.



G960143- 05-O-PV


Another view of the
CB&I temporary yard



G960145- 14-O-P

Delivery of the new
LIGO office.

G960145-01 -O-P




G960145-02 -O-P



G960145-03 -O-P





G960145-04-O-P



G960145-05-O-P




G960145-06-O-P


G960145-07 -O-P



G960145-08 -O-P



G960145-09 -O-P





G960145- 10 -O- P



G960145- 11 -O- P



G960145- 12 -O- P



G960145-13-O-P



G960145-14-O-P