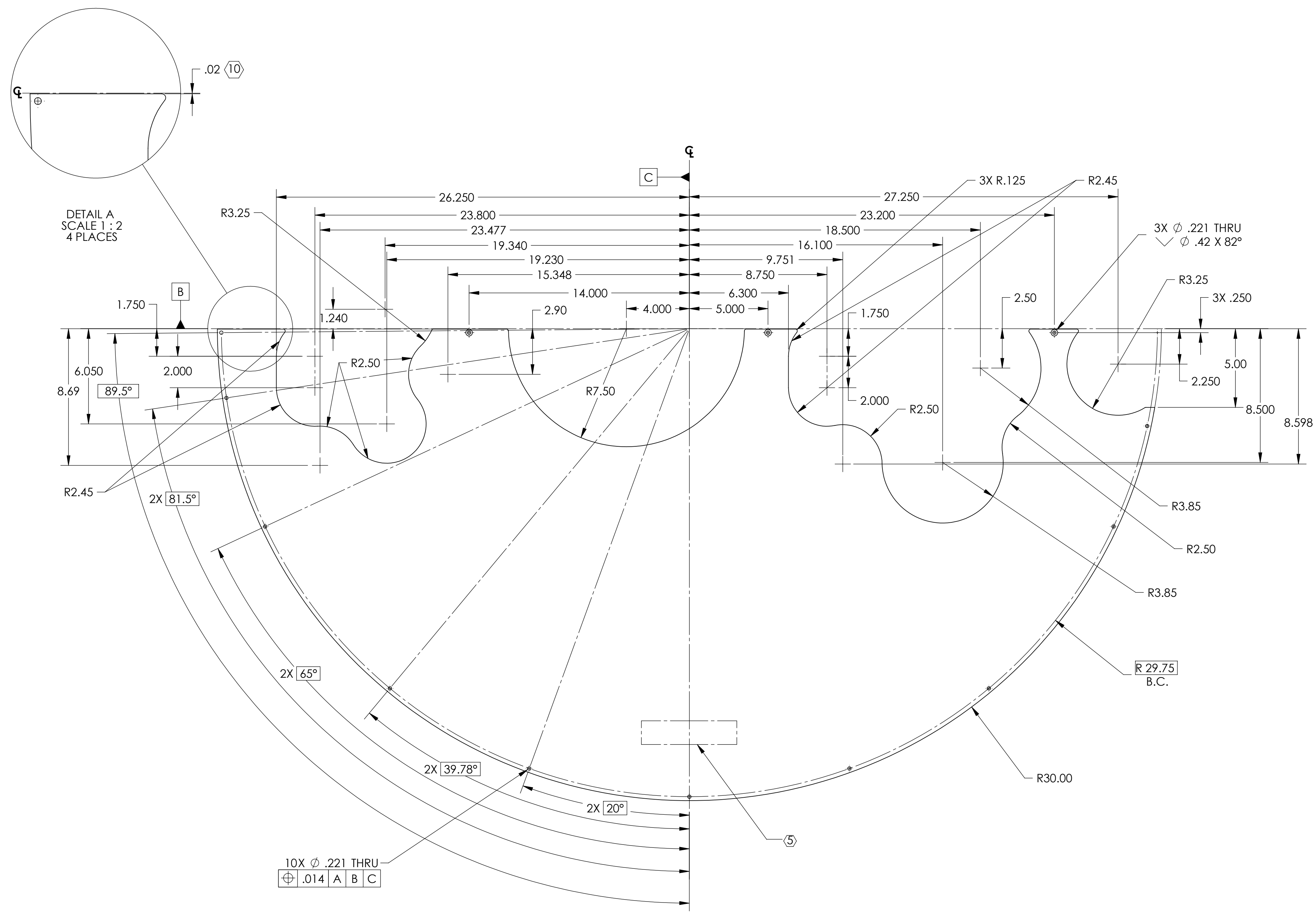

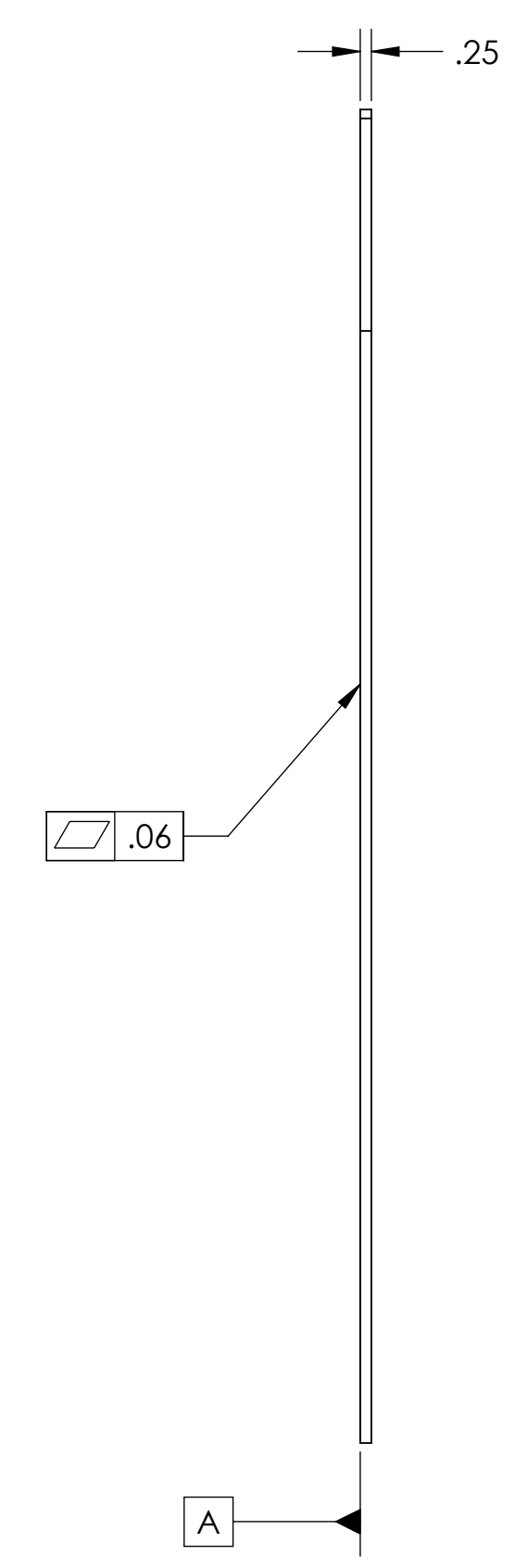


- NOTES CONTINUED:**
- ⑤ SCRIBE, ENGRAVE (A VIBRATORY TOOL MAY BE USED), LASER MARK OR MECHANICALLY STAMP (NO INKS OR DYES) DRAWING PART NUMBER, REVISION (AND VARIANT OR "TYPE" IF APPLICABLE) ON NOTED SURFACE OF PART FOLLOWED ON THE NEXT LINE WITH A THREE DIGIT SERIAL NUMBER. SERIAL NUMBERS START AT 001 FOR THE FIRST ARTICLE AND PROCEED CONSECUTIVELY. USE MINIMUM 0.12" HIGH CHARACTERS, UNLESS THE SIZE OF THE PART DICTATES SMALLER CHARACTERS. EXAMPLE: DXXXXXX-VY, TYPE-XX, S/N XXX
 - 6. ALL PARTS SHALL BE MANUFACTURED IN ACCORDANCE WITH LIGO SPECIFICATION E0900364.
 - 7. ALL MATERIAL IS TO BE VIRGIN MATERIAL (I.E. NO WELD REPAIRS, PLUGS OR RECYCLED MATERIAL). NO REPAIRS SHALL BE MADE UNLESS APPROVED IN ADVANCE, AND IN WRITING, BY LIGO LABORATORY. REFER TO LIGO-E0900364.
 - ⑧ SURFACE FINISH TO BE AS-PROCESSED FROM MILL/SUPPLIER, FREE FROM SCRATCHES OR GOUGES.
 - ⑨ ELECTRO POLISH TO REMOVE .0005-.001 PER SIDE.
 - ⑩ PART IS NOT TRUE HALF CIRCLE.

REV.	DATE	DCN #	DRAWING TREE #
v1	19 MAY 2011	E1000822-v1	-
v2	30 JUN 2011	-	-
v3	18 JUL 2011	-	-



GENERAL VIEW FOR REFERENCE ONLY NO SCLAE



DIMENSIONS ARE IN INCHES [MM]		NOTES AND TOLERANCES: (UNLESS OTHERWISE SPECIFIED)		CALIFORNIA INSTITUTE OF TECHNOLOGY MASSACHUSETTS INSTITUTE OF TECHNOLOGY		PART NAME	
TOLERANCES: .XX ± .02 .XXX ± .005		1. INTERPRET DRAWING PER ASME Y14.5-1994. 2. REMOVE ALL SHARP EDGES, .005-.015, FOR MACHINED PARTS. 3. DO NOT SCALE FROM DRAWING. 4. ALL MACHINING FLUIDS MUST BE FULLY SYNTHETIC, FULLY WATER SOLUBLE AND FREE OF SULFUR, SILICONE, AND CHLORINE.		SYSTEM ADVANCED LIGO		SUB-SYSTEM AOS	
ANGULAR ± 0.5°		MATERIAL 6061-T6 Al		NEXT ASSY D1002864		DESIGNER TQ. NGUYEN 129 MAR 2011	
		FINISH ⑧ ⑨				SIZE DWG. NO. D D1100513	
						CHECKER M. SMITH	
						APPROVAL D. COYNE	
						SCALE: 1:4 PROJECTION:	
						REV. v3	
						SHEET 1 OF 1	

D:\100513_d\UGO_MCA3_Tube_Baffle_Lower_Aperture_Plate_MCA3_PART_PDM_REV-X.027_DRAWING_PDM_REV-X.025