
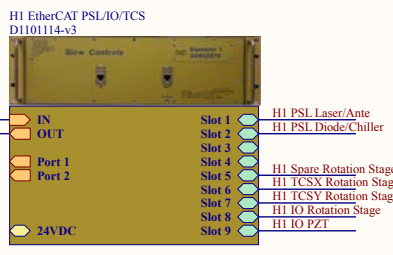


MSR

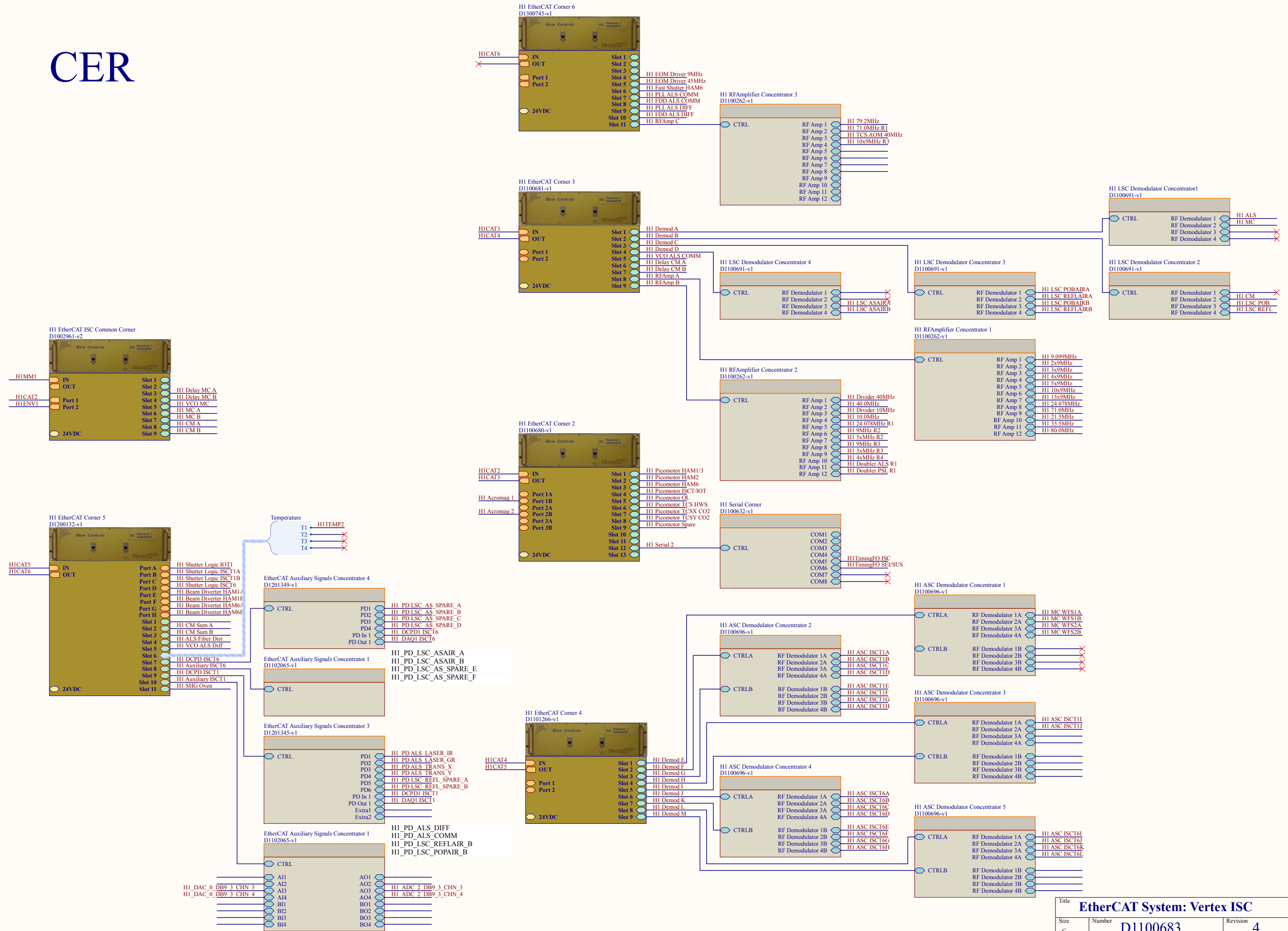


CER

For the L1 interferometer, H1 should be replaced with L1
 Only the X-end station (EX) layout is shown. The Y-end station is identical except substitute EY for EX.

| | | |
|--|---------------------------|----------------------|
| Title EtherCAT System Diagram: Vertex | | |
| Size c | Number D1100683 | Revision 4 |
| Date: 12/4/2015 | Sheet 1 of 3 | |
| File: D:\Users\...EtherCATSite1_SchDoc | Drawn By: Daniel Sigg | |

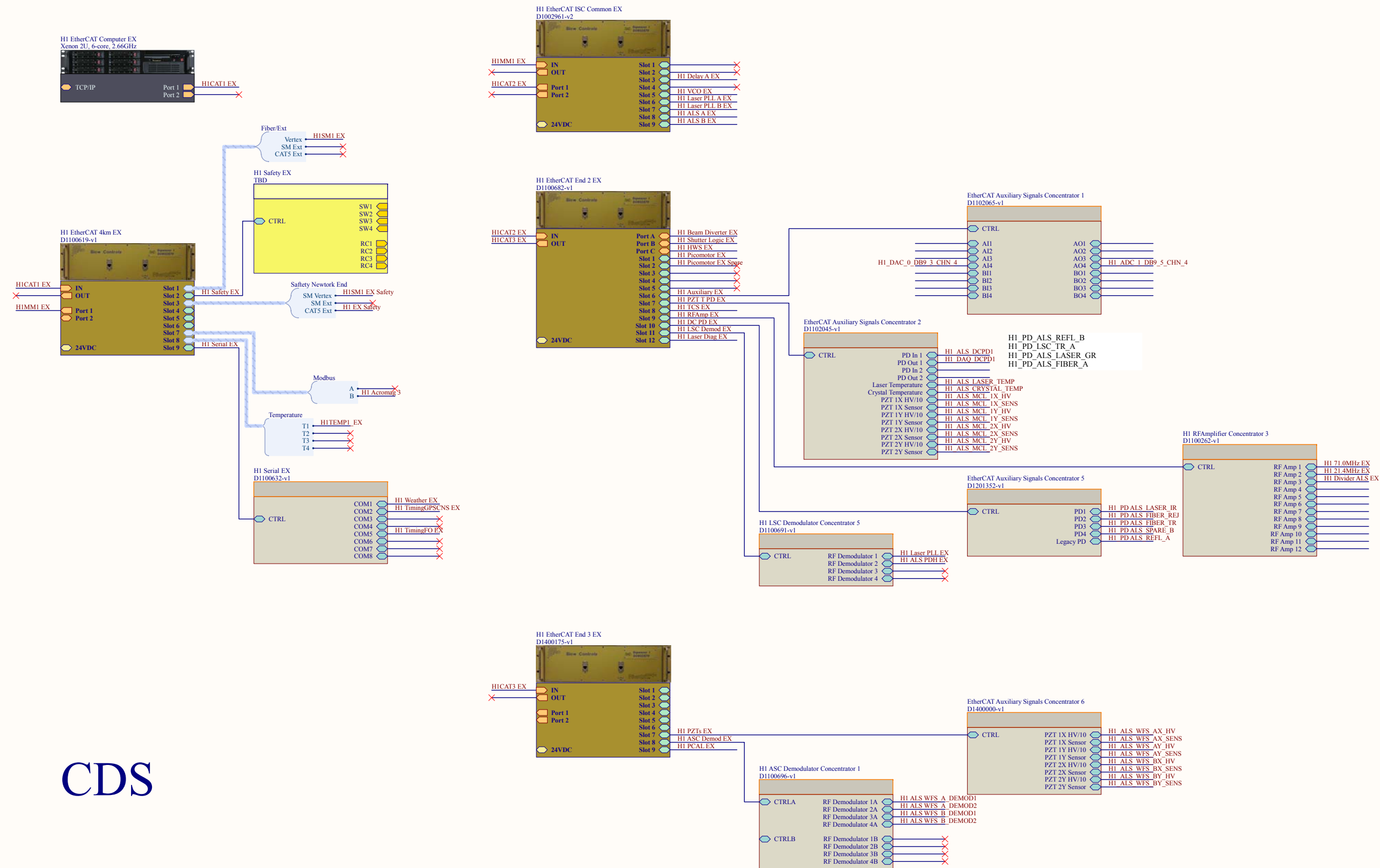
CER



| | | |
|---|---------------------------|-----------------------|
| Title EtherCAT System: Vertex ISC | | |
| Size C | Number D1100683 | Revision 4 |
| Date 12/4/2015 | Sheet 2 of 3 | Drawn By: Daniel Sigg |
| File: D:\Users\...EtherCATSite2_SchDoc | | |

CDS

ISC Remote



| | | | |
|----------------------------------|----------------------------------|--------------|-----------------------|
| Title EtherCAT System: EX | | | |
| Size | Number | Revision | |
| C | D1100683 | 4 | |
| Date: | 12/4/2015 | Sheet 3 of 3 | |
| File: | D:\Users\...EtherCATSite3_SchDoc | | Drawn By: Daniel Sigg |