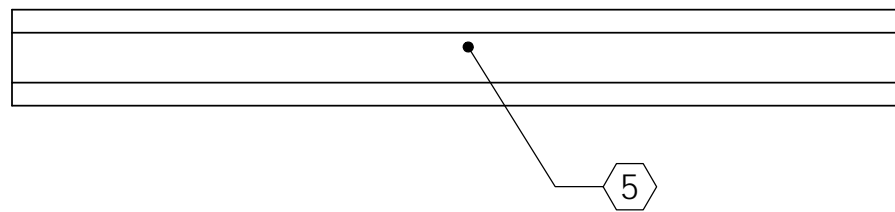
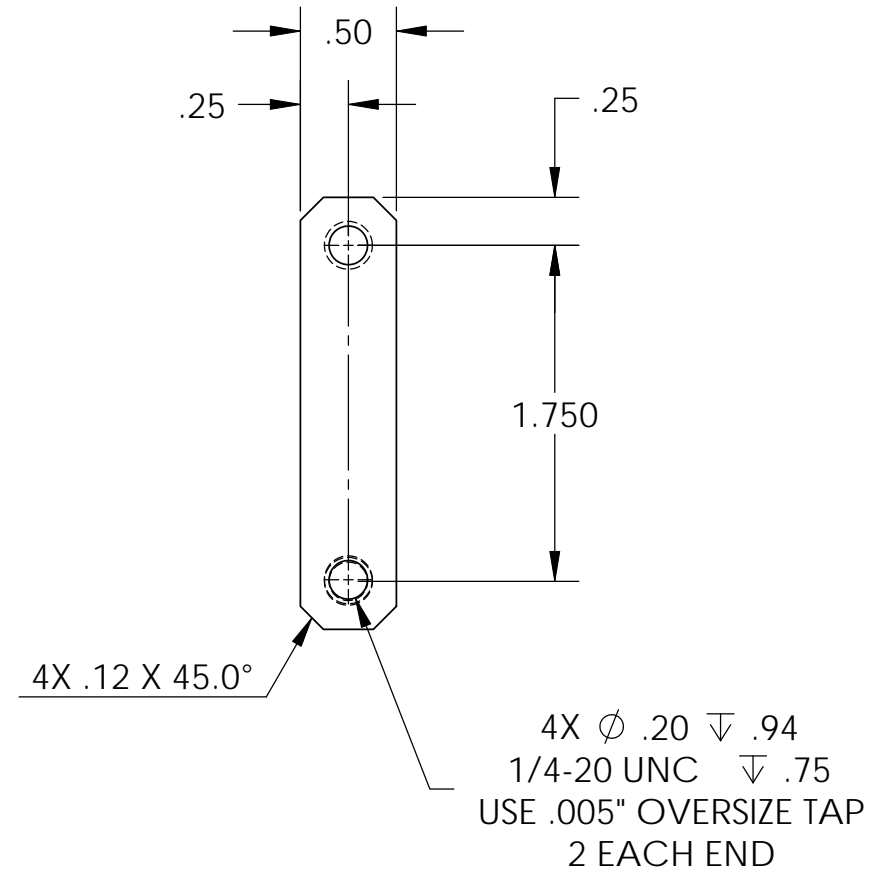
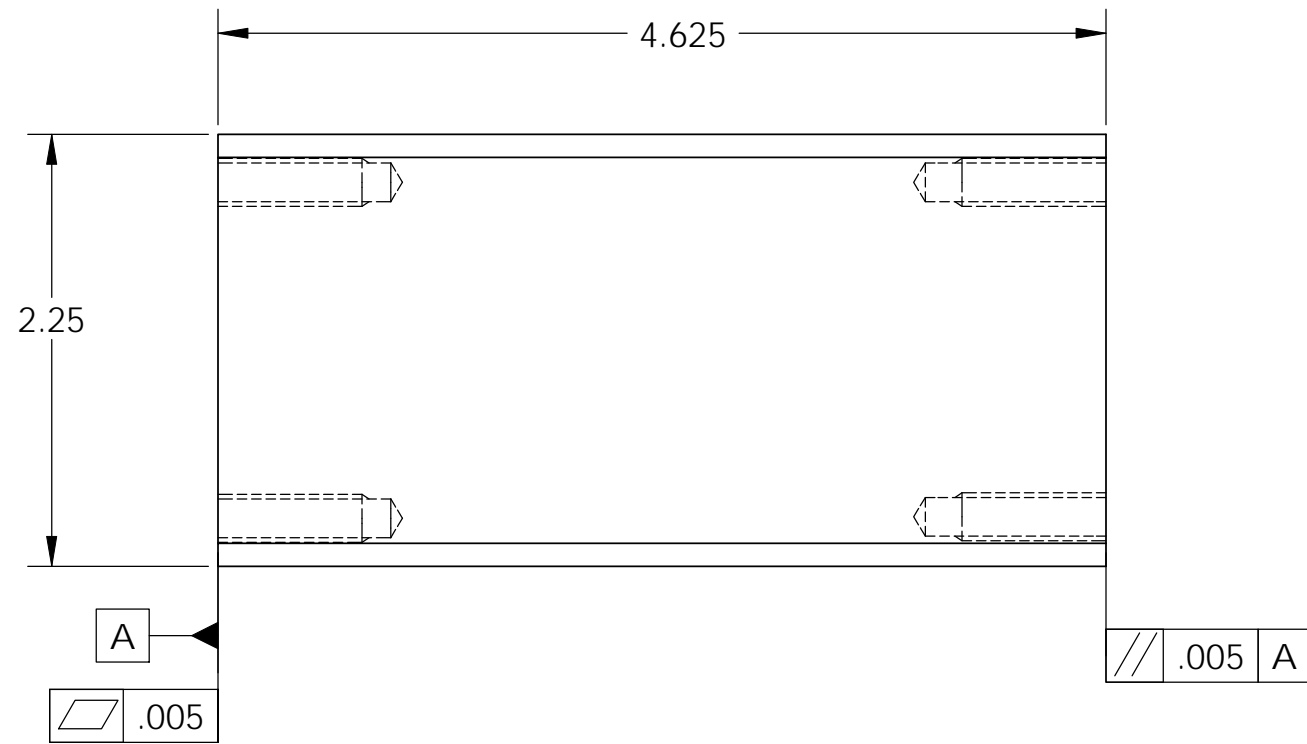


REV.	DATE	DCN #	DRAWING TREE #
v1	3 May 2011	E1100408	E1100409

NOTES CONTINUED:

4. ALL MACHINING FLUIDS MUST BE FULLY SYNTHETIC, FULLY WATER SOLUBLE AND FREE OF SULFUR, SILICONE AND CHLORINE.
5. SCRIBE, ENGRAVE, OR MECHANICALLY STAMP (NO INKS OR DYES) DRAWING PART NUMBER, REVISION (AND VARIANT OR "TYPE" IF APPLICABLE ON NOTED SURFACE OF PART FOLLOWED ON THE NEXT LINE WITH A THREE DIGIT SERIAL NUMBER. SERIAL NUMBERS START AT 001 FOR THE FIRST ARTICLE AND PROCEED CONSECUTIVELY. USE MINIMUM 0.12 HIGH CHARACTERS, UNLESS THE SIZE OF THE PART DICTATES SMALLER CHARACTERS. A VIBRATORY TOOL MAY BE USED. EXAMPLE DXXXXXXX-VY, TYPE-XX, S/N XXX.
6. APPROXIMATE WEIGHT = 1.4 LB.
7. MACHINE ALL SURFACES TO REMOVE OXIDES AND MILL FINISH, USE OF ABRASIVE REMOVAL TECHNIQUES (INCLUDING SANDING OR SCOURING FOR MATTE FINISH) IS NOT ALLOWED. USE OF SCOTCH-BRITE OR SIMILAR PRODUCTS IS FORBIDDEN.
8. ALL PARTS SHALL BE MANUFACTURED IN ACCORDANCE WITH LIGO SPECIFICATION E0900364.



D1100765, PART PDM REV: X-005, DRAWING PDM REV: X-003

NOTES AND TOLERANCES: (UNLESS OTHERWISE SPECIFIED)				LIGO CALIFORNIA INSTITUTE OF TECHNOLOGY MASSACHUSETTS INSTITUTE OF TECHNOLOGY		PART NAME	
DIMENSIONS ARE IN INCHES		1. INTERPRET DRAWING PER ASME Y14.5-1994.		ADVANCED LIGO		BOSEM 45 DEG MIRROR JIG SPACER	
TOLERANCES: .XX $\pm .015$.XXX $\pm .005$		2. REMOVE ALL SHARP EDGES, $.03 \times 45^\circ$.		SUB-SYSTEM SEI		DESIGNER M.HILLARD 21 Apr. 2011	
ANGULAR $\pm .5^\circ$		3. DO NOT SCALE FROM DRAWING.		NEXT ASSY D1100764		DRAFTER M.HILLARD 3 May 2011	
MATERIAL 304 SSSL		FINISH 32 μinch		CHECKER J.LEWIS 3 May 2011		SIZE DWG. NO. B D1100765	
				APPROVAL C.TORRIE 3 May 2011		REV. v1	
				SCALE: 1:1		PROJECTION: SHEET 1 OF 1	